

Alumni feedback analysis: 2018-2019

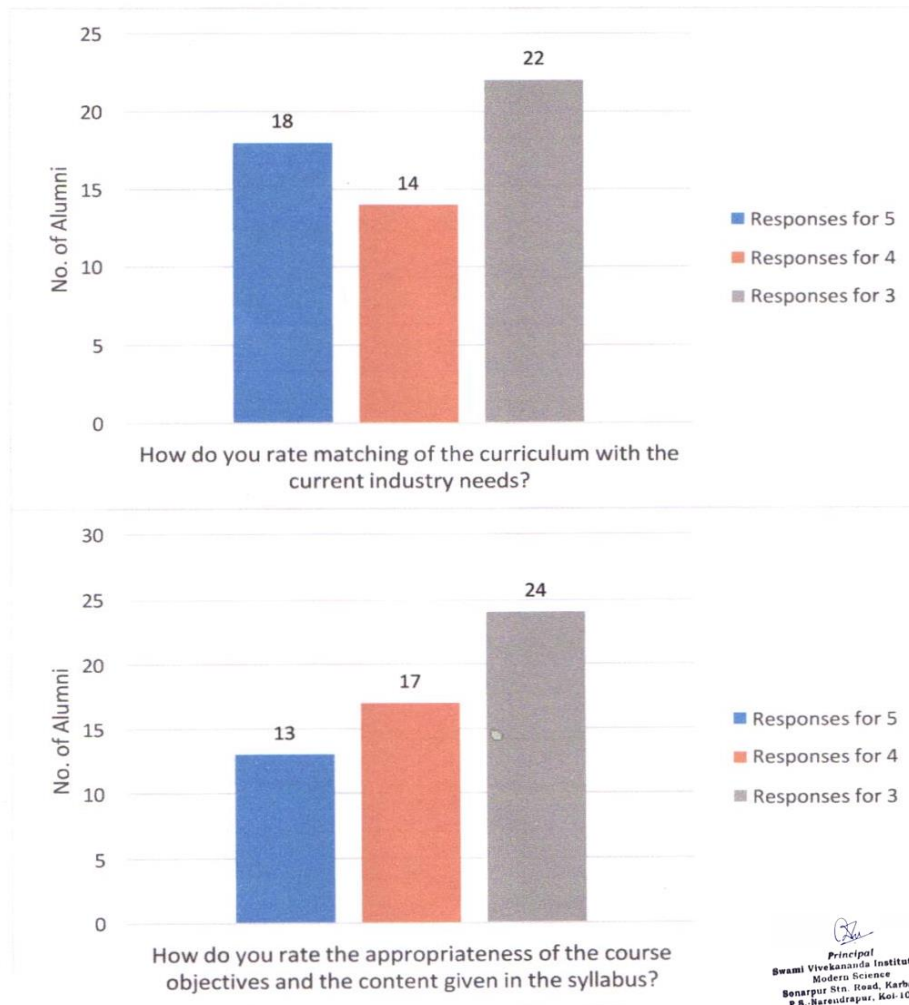
Academic Performance Feedback

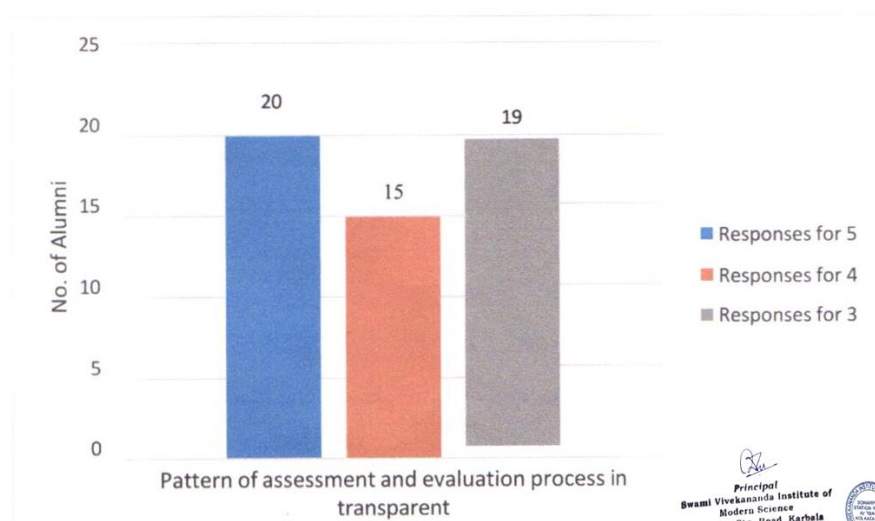
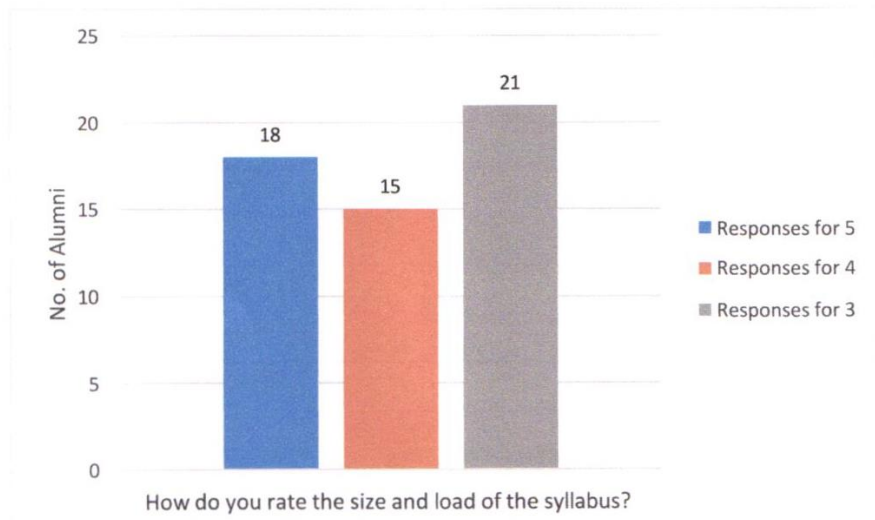
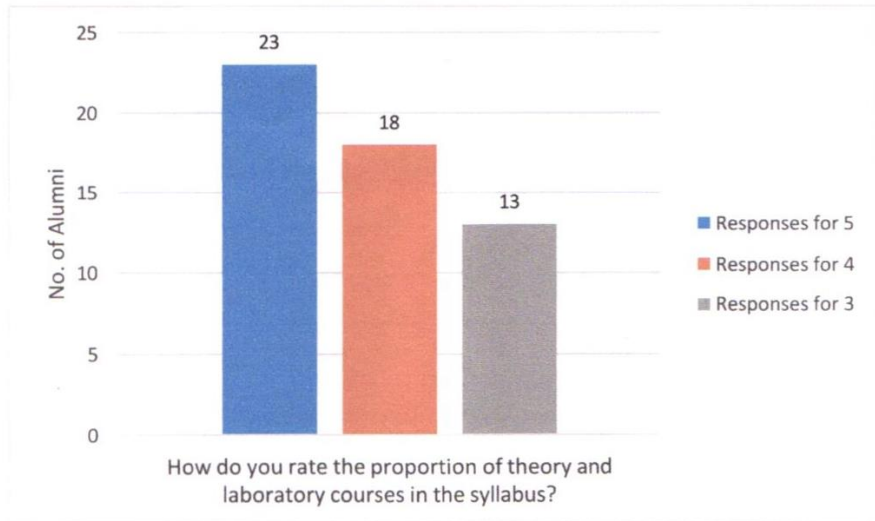
Introduction

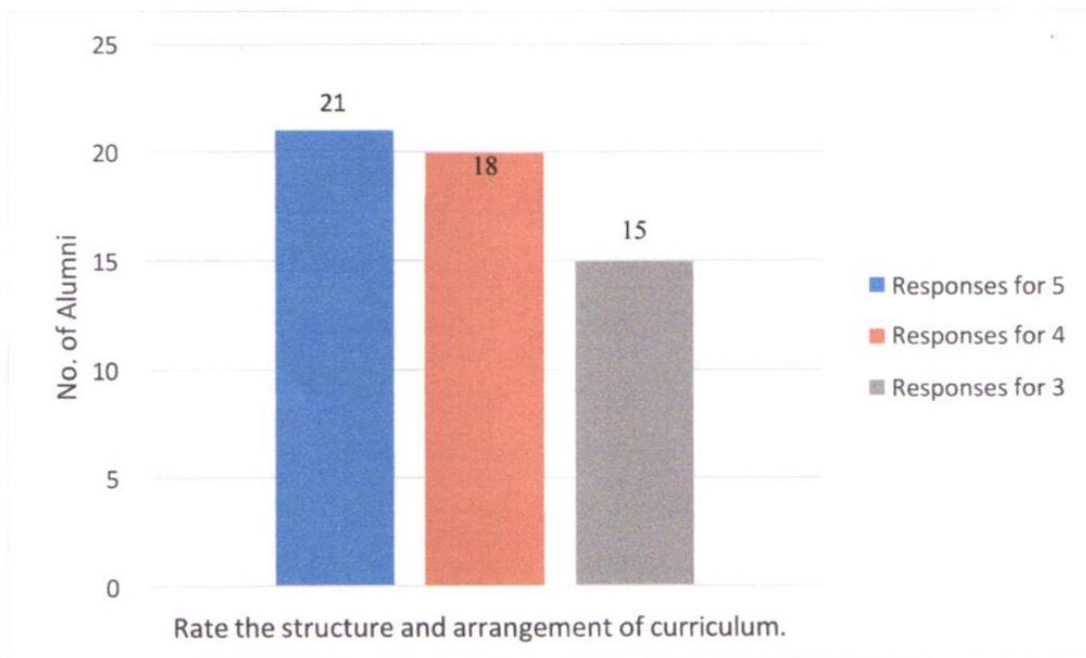
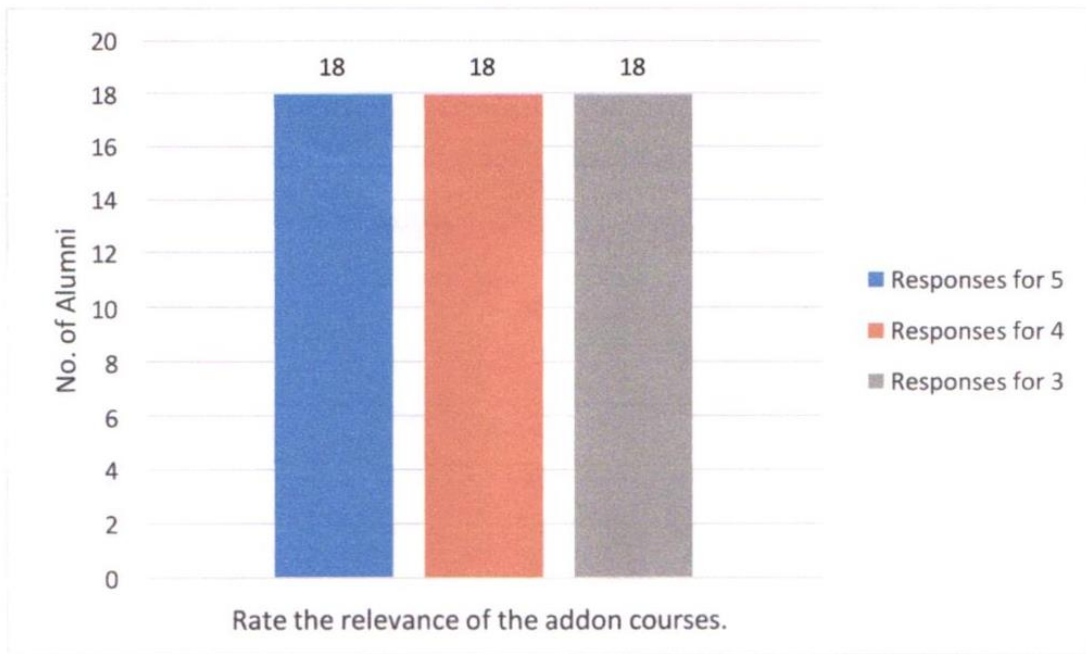
The IQAC team of the institution has collected feedback from the alumni as part of quality monitoring and quality assurance practices implemented in the institution. Feedback is usually collected during the Alumni meet held every year. The feedback link is also available in the website and alumni are encouraged to fill in the feedback form.


The data so collected by using an online software is also analyzed by the software and the result is reviewed by the IQAC team. Recommendations are prepared and forwarded to the management. Action taken report is also prepared for follow up actions.

The following is the analysis of number of responses per question.








 Principal
 Swami Vivekananda Institute of
 Modern Science
 Benarapur Stn. Road, Karhela
 P.S.-Narendrapur, Koi-103



Average score

The IQAC team has also analyzed the overall responses and the average score per question. In order to achieve this, responses for each question were collected in a scale of 1-5, with 5 being the most favourable and 1 being least favourable. The average score was calculated over total responses collected over time for all the programs and it was analyzed by using the software.

Recommendations are prepared and forwarded to the management. Action taken report is also prepared department wise for follow up actions.

The following is the analysis of average score per question.

How do you rate matching of the curriculum with the current industry needs? *Average Score 3.926*

How do you rate the appropriateness of the course objectives and the content given in the syllabus? *Average Score 3.796*

How do you rate the proportion of theory and laboratory courses in the syllabus? *Average Score 4.185*

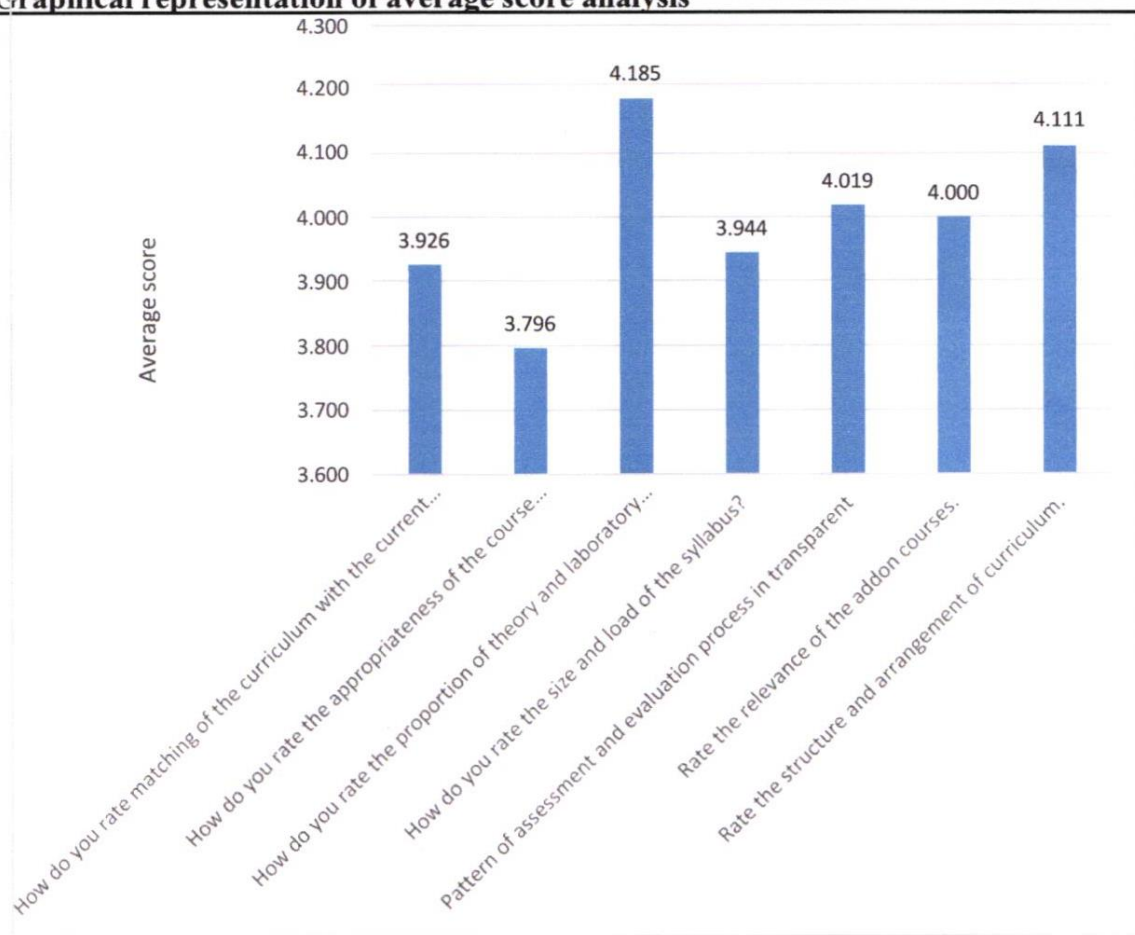
How do you rate the size and load of the syllabus? *Average Score 3.944*

Pattern of assessment and evaluation process in transparent. *Average Score 4.019*

Rate the relevance of the addon courses. *Average Score 4*

Rate the structure and arrangement of curriculum. *Average Score 4.111*

Graphical representation of average score analysis



Conclusion

Feedback analysis and action taken report is a regular quality monitoring and quality assurance activity of the IQAC team of the institution. Feedback is collected during alumni meet and reports are analyzed. The recommendations are also reviewed and appropriate actions are taken. The actions taken are noted in the IQAC Annual Quality Assurance Report and submitted in the yearly reports.

In case there is any recommendation that requires detailed planning and effort to implement, the same is noted in the Plan of Action of IQAC for the subsequent year in the AQAR. The activities are monitored and outcome is mentioned in the Actions Taken in the next year AQAR.

Alumni feedback analysis:2018-2019

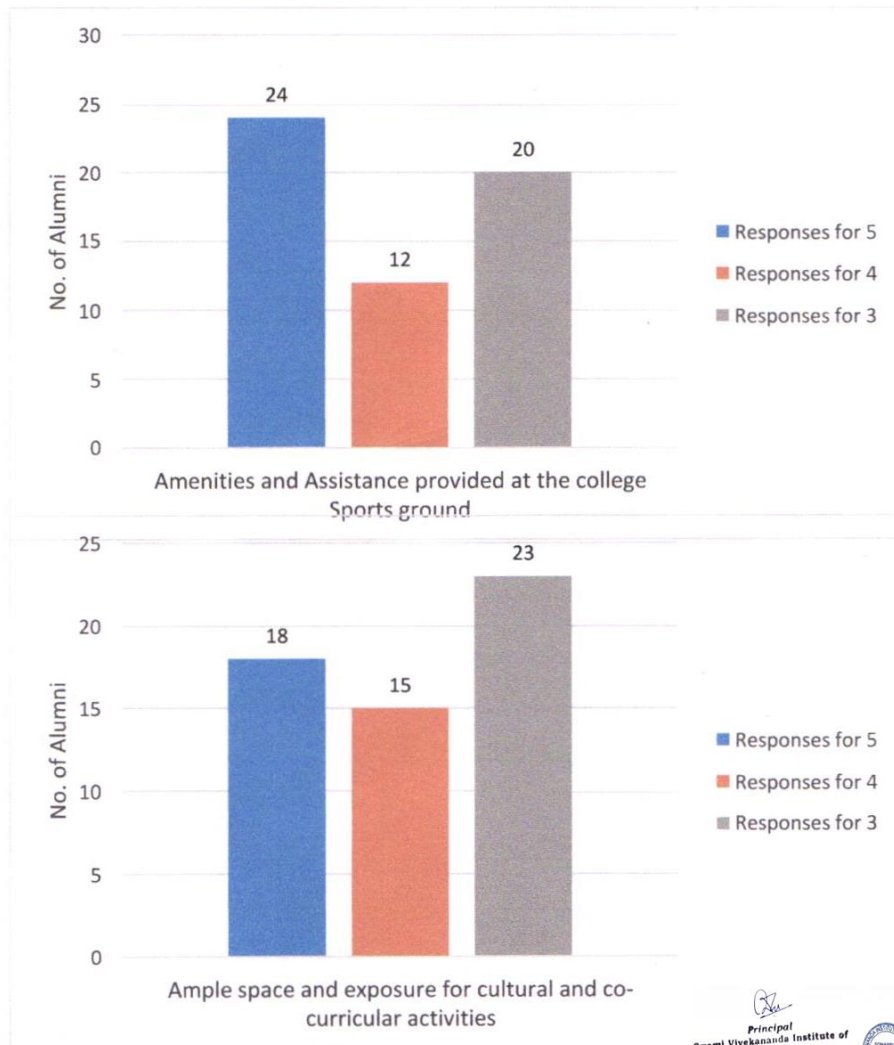
Institution Ambience Feedback

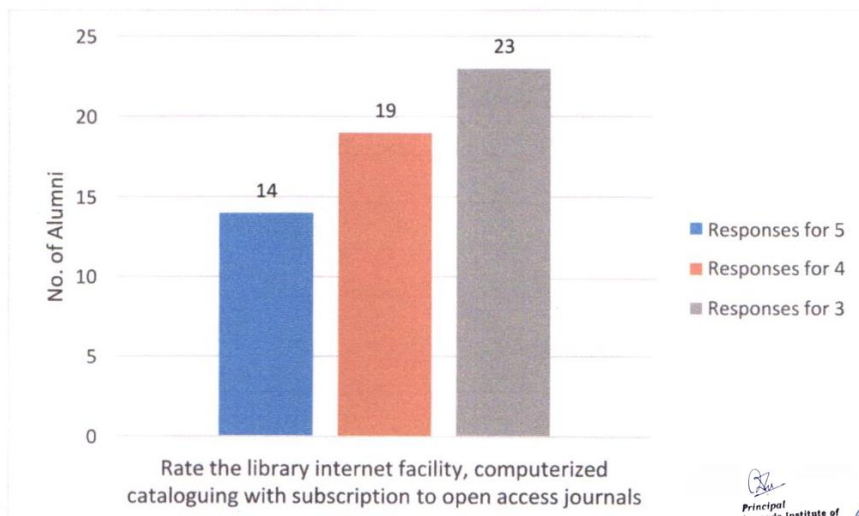
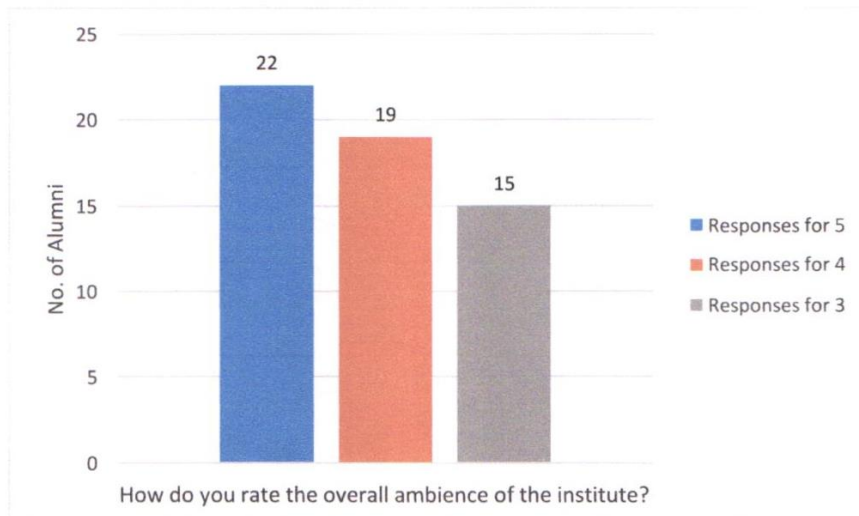
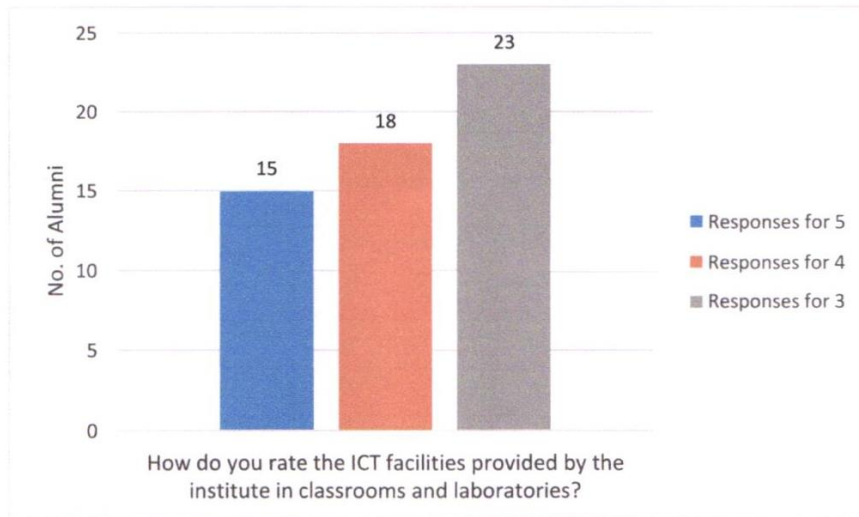
Introduction

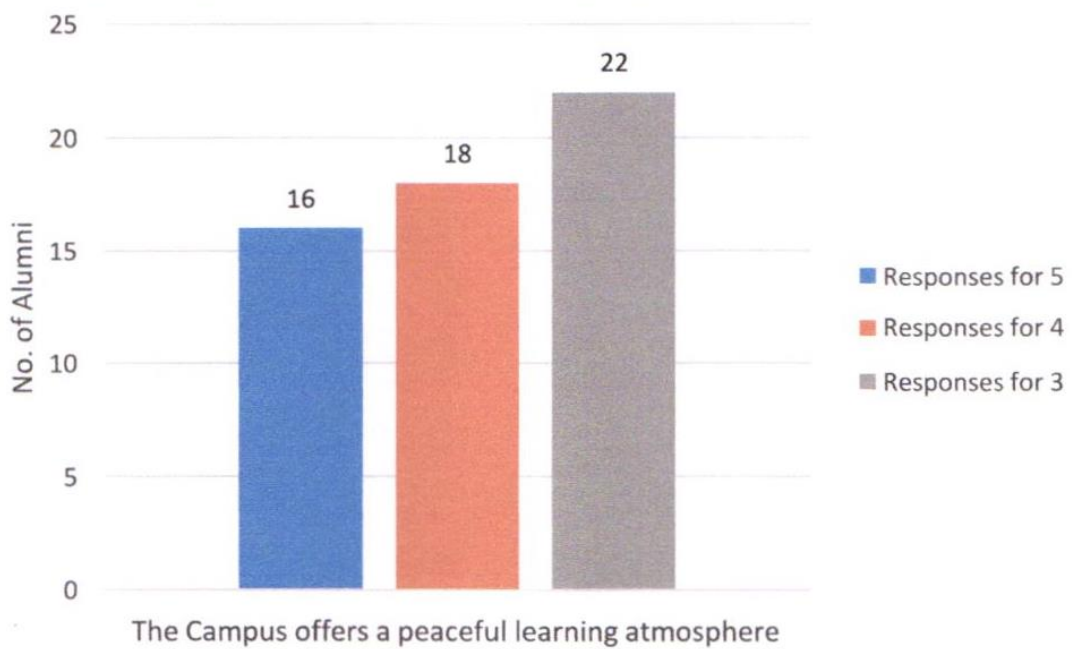
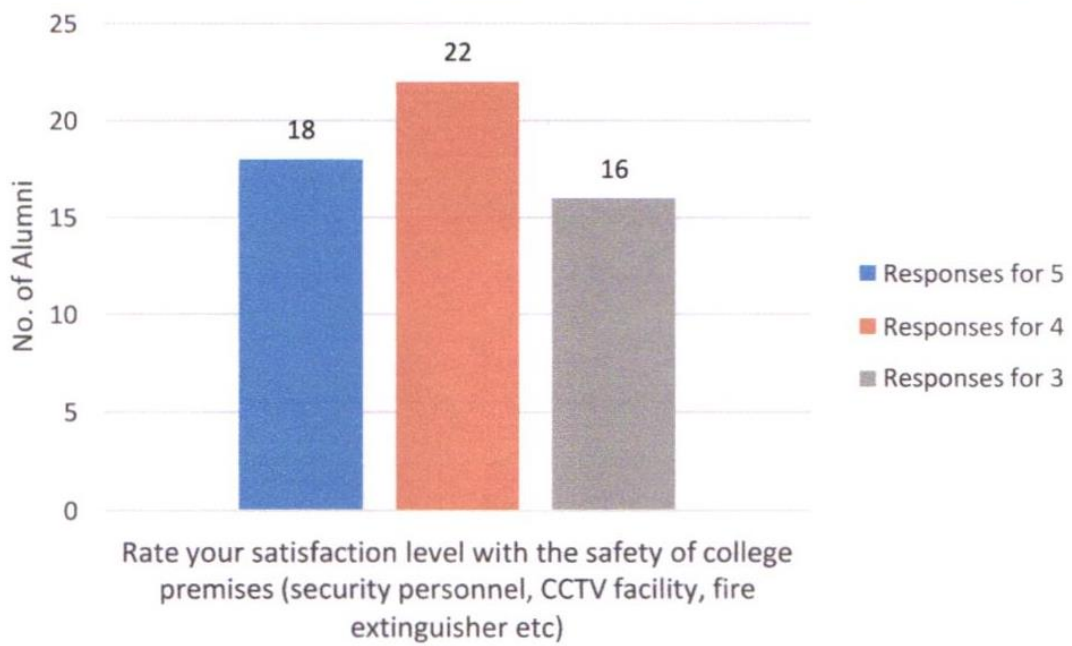
The IQAC team of the institution has collected feedback from the alumni as part of quality monitoring and quality assurance practices implemented in the institution. Feedback is usually collected during the Alumni meet held every year. The feedback link is also available in the website and alumni are encouraged to fill in the feedback form.


The data so collected by using an online software is also analyzed by the software and the result is reviewed by the IQAC team. Recommendations are prepared and forwarded to the management. Action taken report is also prepared for follow up actions.

The following is the analysis of number of responses per question.








 Principal
 Swami Vivekananda Institute of
 Modern Science
 Sonarpur Stn. Road, Karbala
 P.S. Karendrapur, Koi-103



Average score

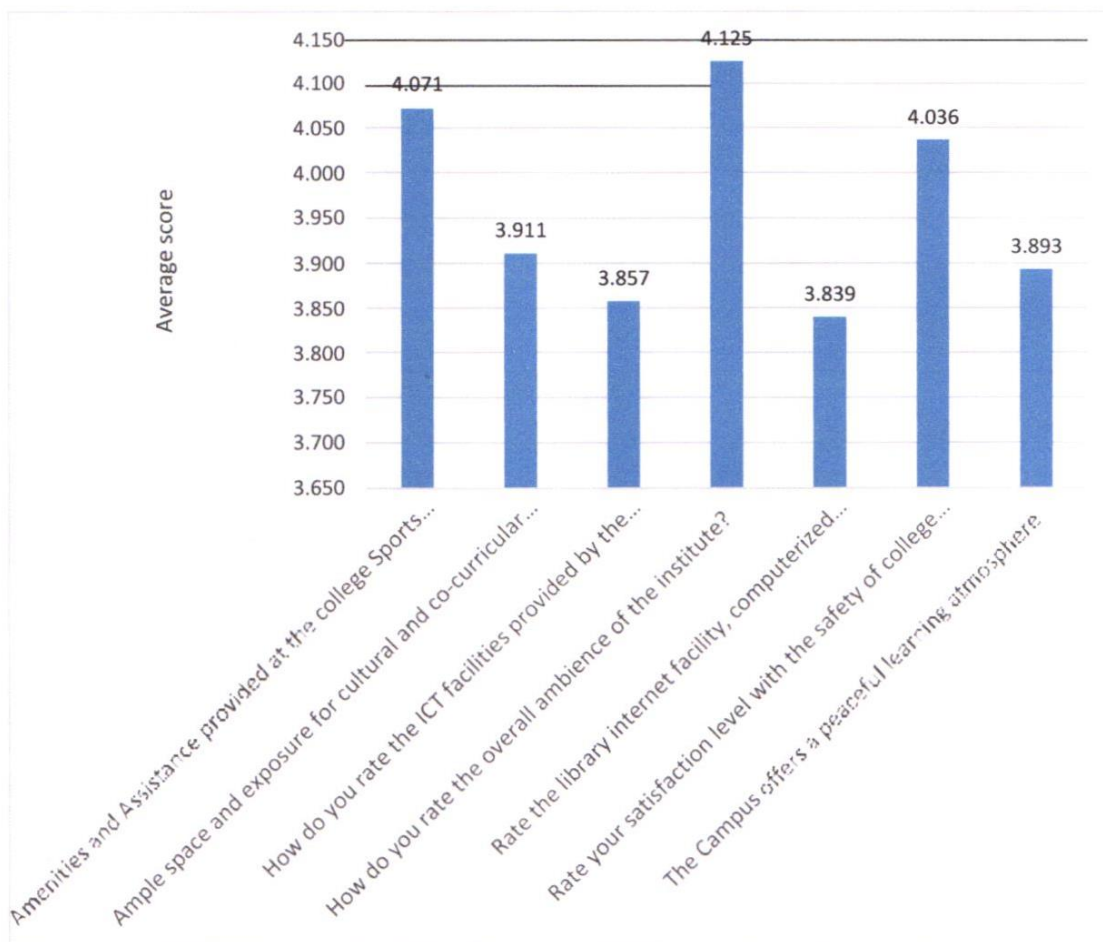
The IQAC team has also analyzed the overall responses and the average score per question. In order to achieve this, responses for each question was collected in a scale of 1-5, with 5 being the most favorable and 1 being least favorable. The average score was calculated over total responses collected over time for all the programs and it was analyzed by using the software.

Recommendations are prepared and forwarded to the management. Action taken report is also prepared department wise for follow up actions.

The following is the analysis of average score per question.

Amenities and Assistance provided at the college Sports ground <i>Average Score 4.071</i>	Ample space and exposure for cultural and co-curricular activities <i>Average Score 3.911</i>	How do you rate the ICT facilities provided by the institute in classrooms and laboratories? <i>Average Score 3.857</i>
How do you rate the overall ambience of the institute? <i>Average Score 4.125</i>	Rate the library internet facility, computerized cataloguing with subscription to open access journals <i>Average Score 3.839</i>	Rate your satisfaction level with the safety of college premises (security personnel, CCTV facility, fire extinguisher etc) <i>Average Score 4.036</i>
The Campus offers a peaceful learning atmosphere <i>Average Score 3.893</i>		

Graphical representation of average score analysis



Conclusion

Feedback analysis and action taken report is a regular quality monitoring and quality assurance activity of the IQAC team of the institution. Feedback is collected during alumni meet and reports are analyzed. Therecommendations are also reviewed and appropriate actions are taken. The actions taken are noted in the IQAC Annual Quality Assurance Report and submitted in the yearly reports.

In case there is any recommendation that requires detailed planning and effort to implement, the same is noted in the Plan of Action of IQAC for the subsequent year in the AQAR. The activities are monitored and outcome is mentioned in the Actions Taken in the next year AQAR.

Curriculum feedback analysis of Students: 2018-2019

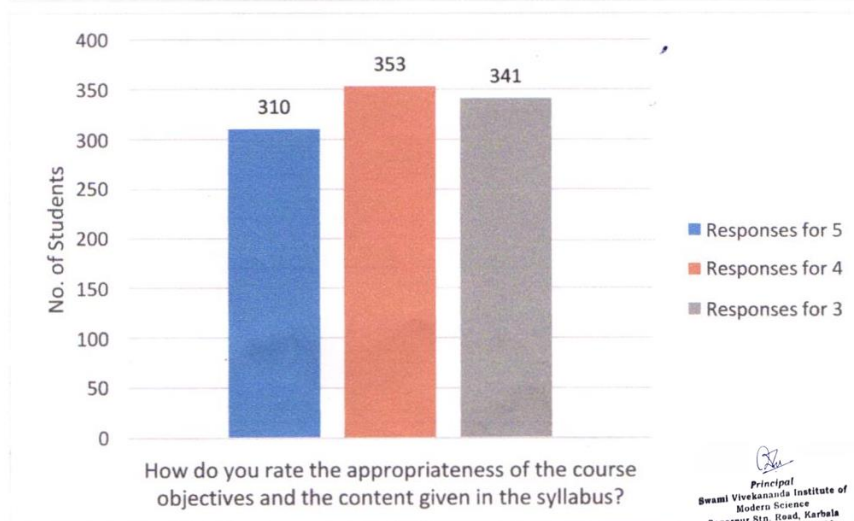
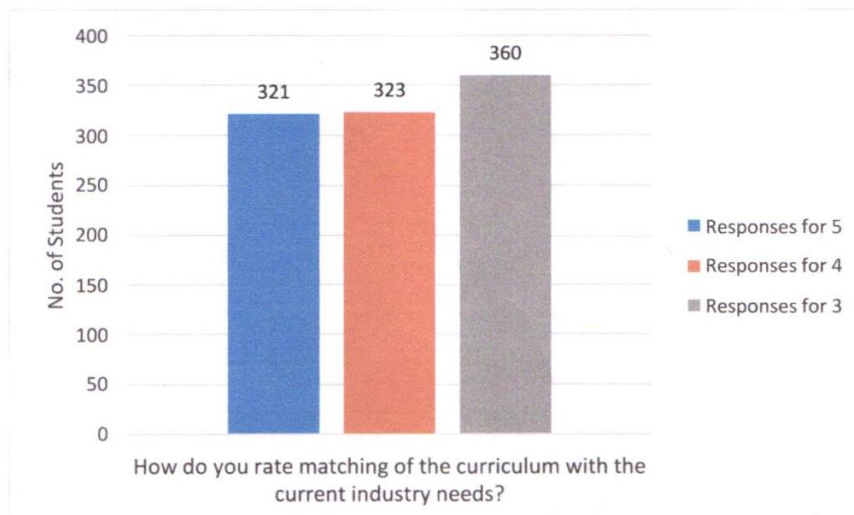
Academic Performance Feedback

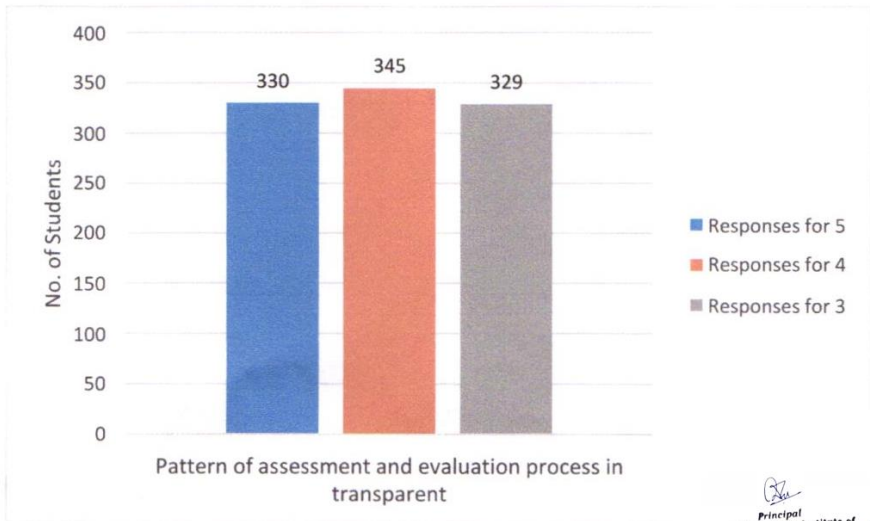
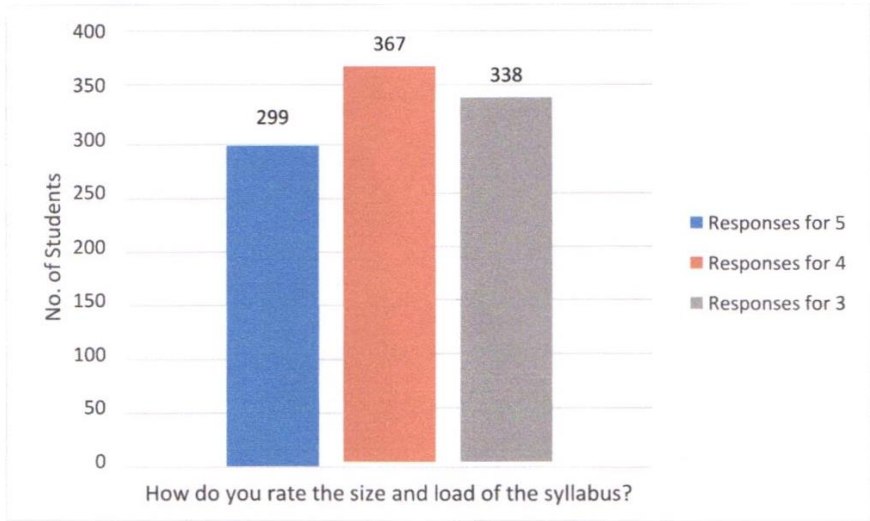
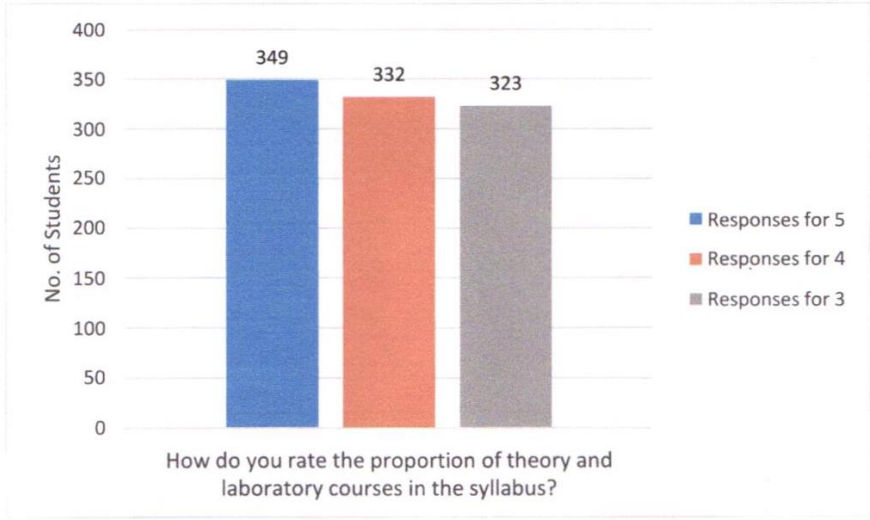
Introduction

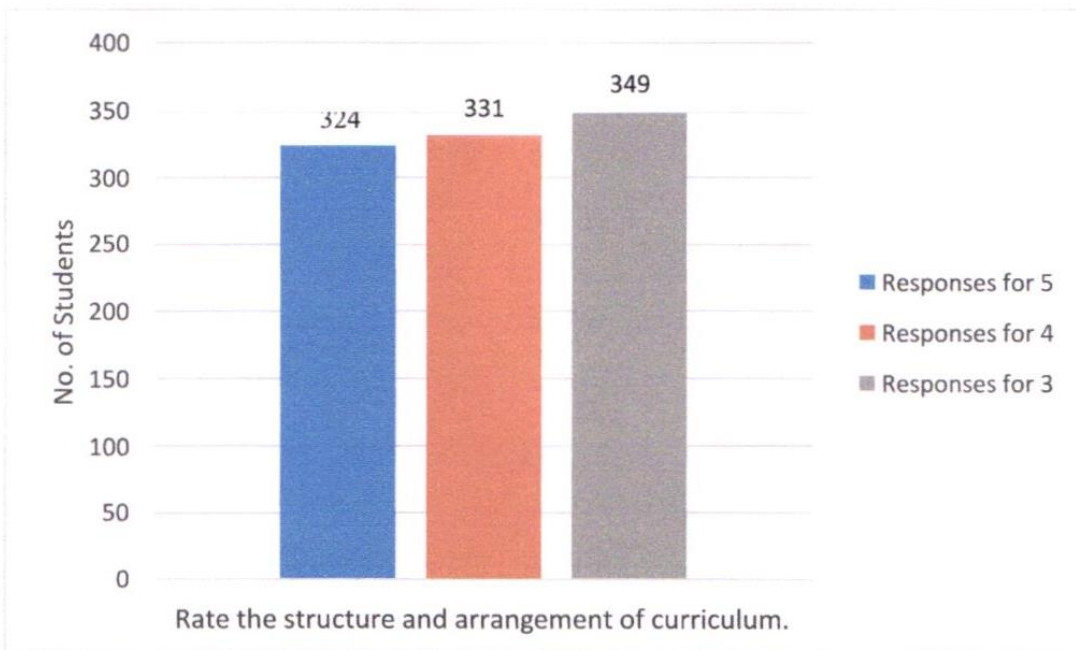
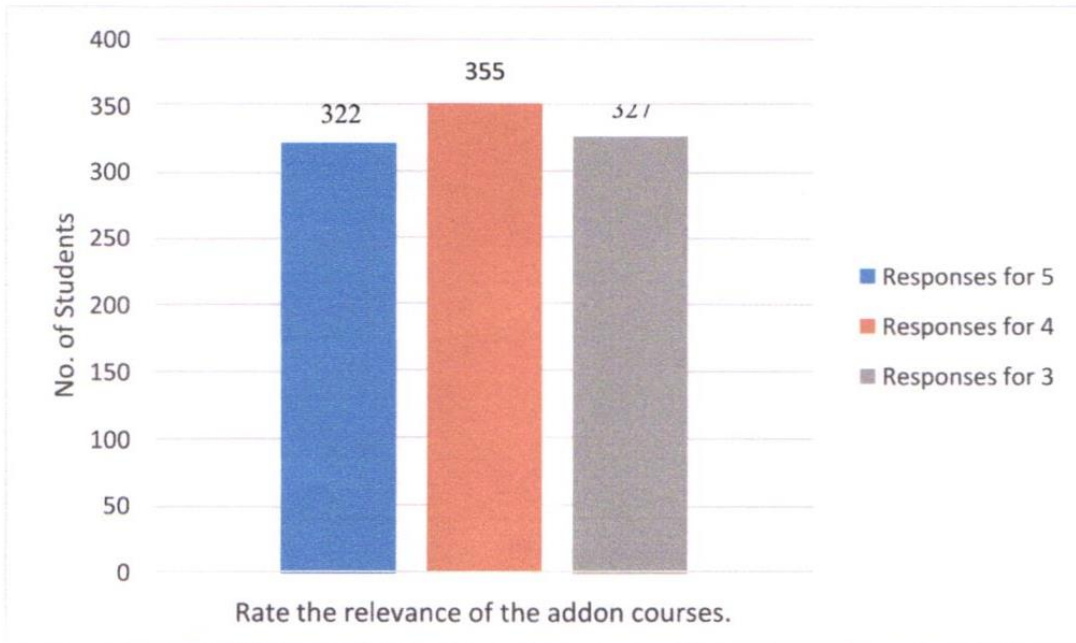
The IQAC team of the institution has collected feedback on curriculum from students as part of quality monitoring and quality assurance practices implemented in the institution. Feedback is usually collected during the academic session. The feedback link is also available in the website and all students are encouraged to fill in the feedback form.

The data so collected by using an online software is also analyzed by the software and the result is reviewed by the IQAC team. Recommendations are prepared and forwarded to the management. Action taken report is also prepared department wise for follow up actions.

The analysis report is forwarded to the management which is in turn forwarded to relevant stakeholders. The following is the analysis of number of responses per question.







Average score

The IQAC team has also analyzed the overall responses and the average score per question. In order to achieve this, responses for each question were collected in a scale of 1-5, with 5 being the most favorable and 1 being least favorable. The average score was calculated over total responses collected over time for all the programs and it was analyzed by using the software.

Recommendations are prepared and forwarded to the management. Action taken report is also prepared department wise for follow up actions.

The following is the analysis of average score per question.

How do you rate matching of the curriculum with the current industry needs? *Average Score 3.961*

How do you rate the appropriateness of the course objectives and the content given in the syllabus? *Average Score 3.969*

How do you rate the proportion of theory and laboratory courses in the syllabus? *Average Score 4.026*

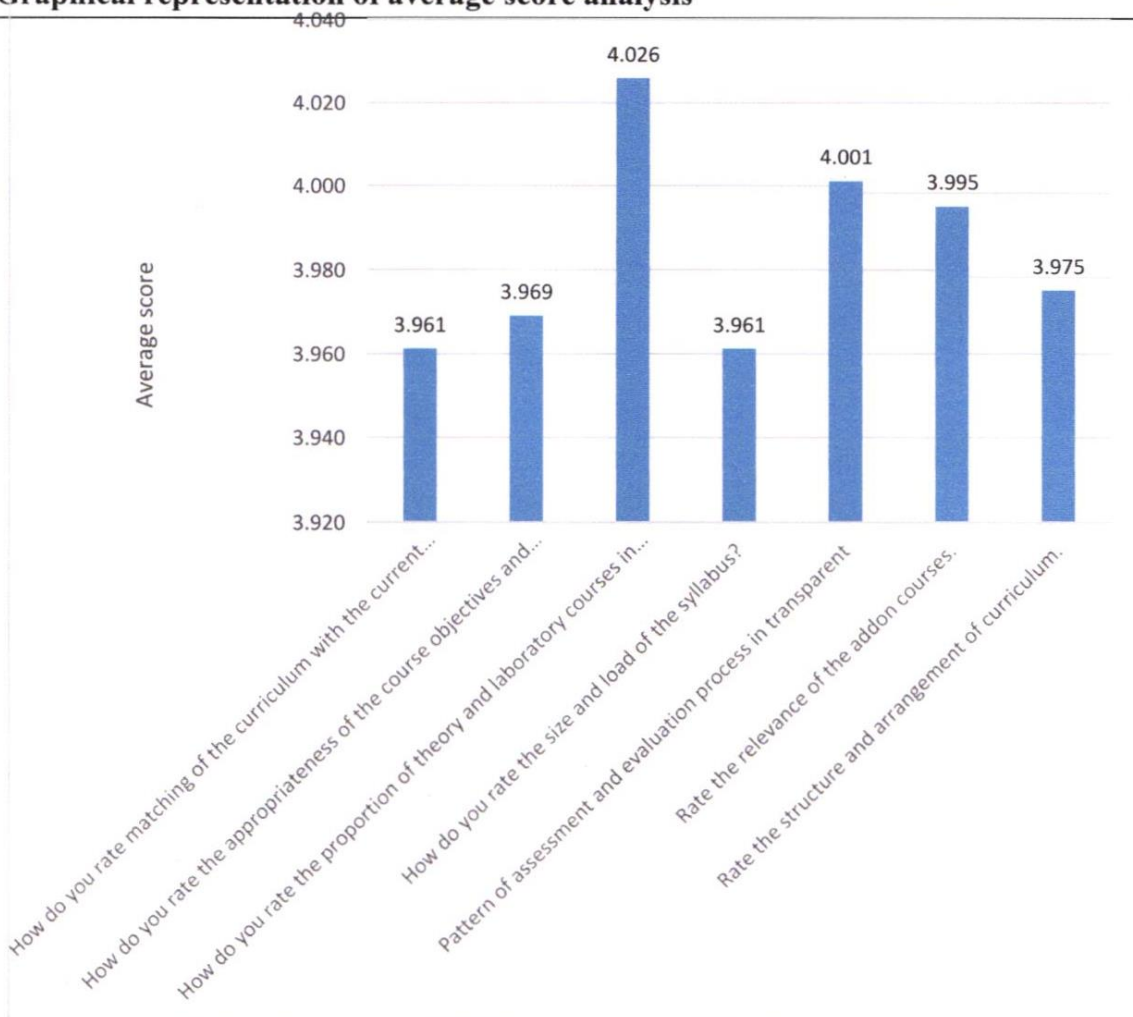
How do you rate the size and load of the syllabus? *Average Score 3.961*

Pattern of assessment and evaluation process in transparent. *Average Score 4.001*

Rate the relevance of the add-on courses. *Average Score 3.995*

Rate the structure and arrangement of curriculum. *Average Score 3.975*

Graphical representation of average score analysis



Conclusion

Feedback analysis and action taken report is a regular quality monitoring and quality assurance activity of the IQAC team of the institution. Feedback is collected during the academic session and reports are analyzed. The recommendations are also reviewed and appropriate actions are taken. The actions taken are noted in the IQAC Annual Quality Assurance Report and submitted in the yearly reports.

In case there is any recommendation that requires detailed planning and effort to implement, the same is noted in the Plan of Action of IQAC for the subsequent year in the AQAR. The activities are monitored and outcome is mentioned in the Actions Taken in the next year AQAR.

Curriculum feedback analysis of Students: 2018-2019

Institution Ambience Feedback

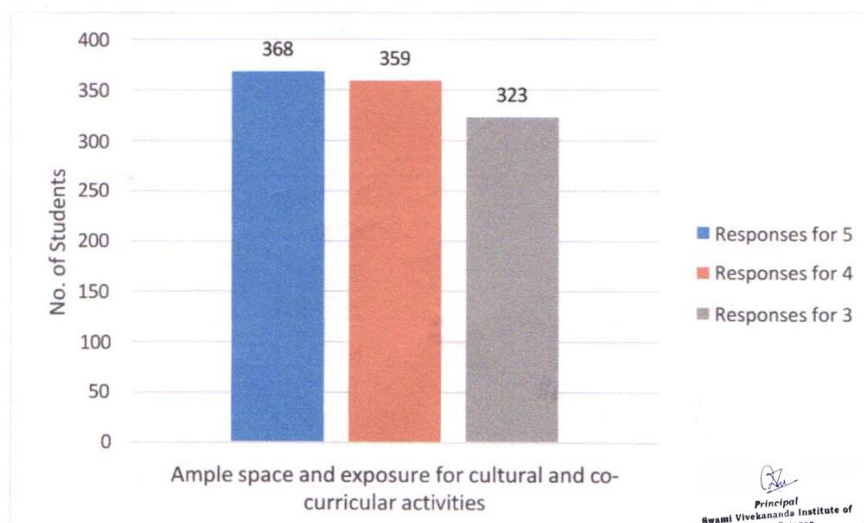
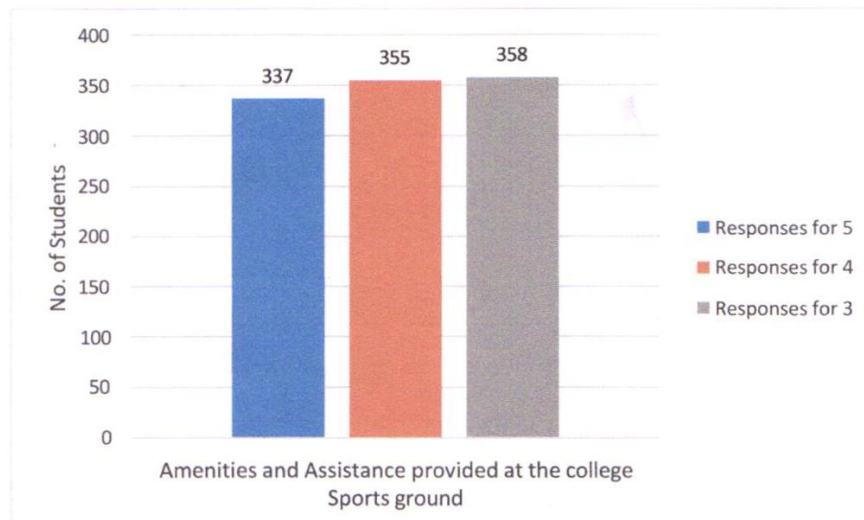
Introduction

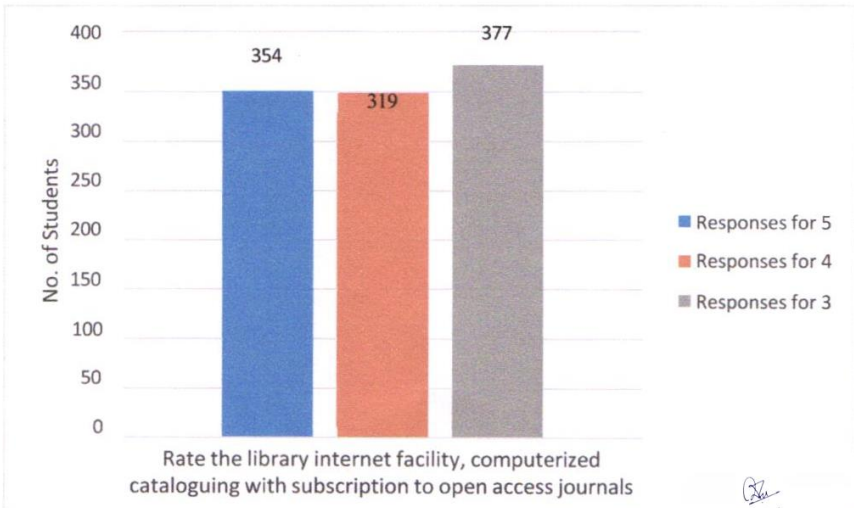
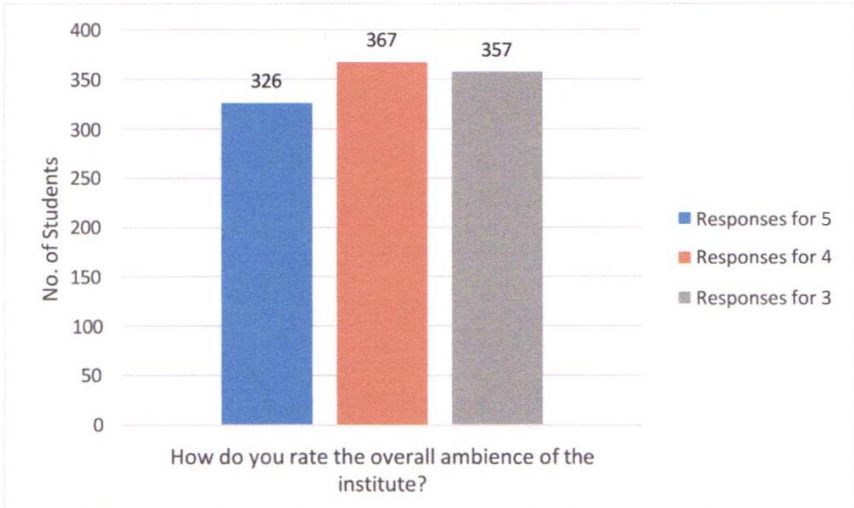
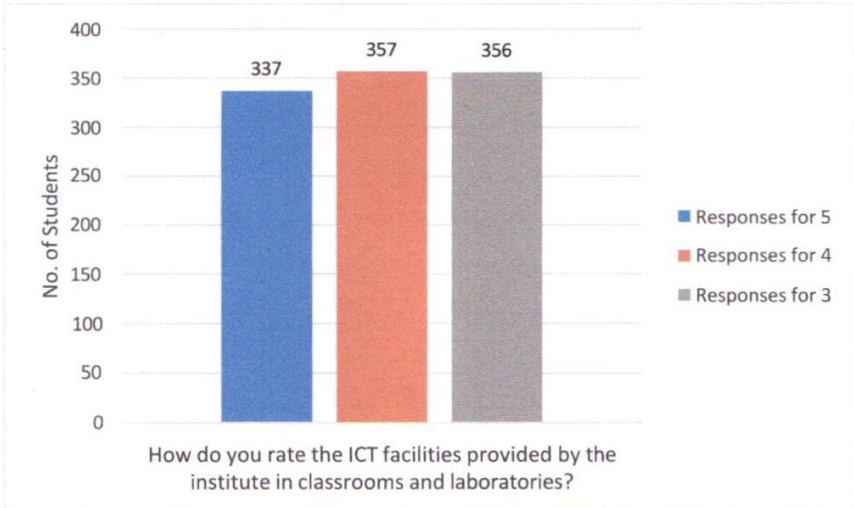
The IQAC team of the institution has collected feedback on curriculum from students as part of quality monitoring and quality assurance practices implemented in the institution. Feedback is usually collected during the academic session. The feedback link is also available in the website and all students are encouraged to fill in the feedback form.

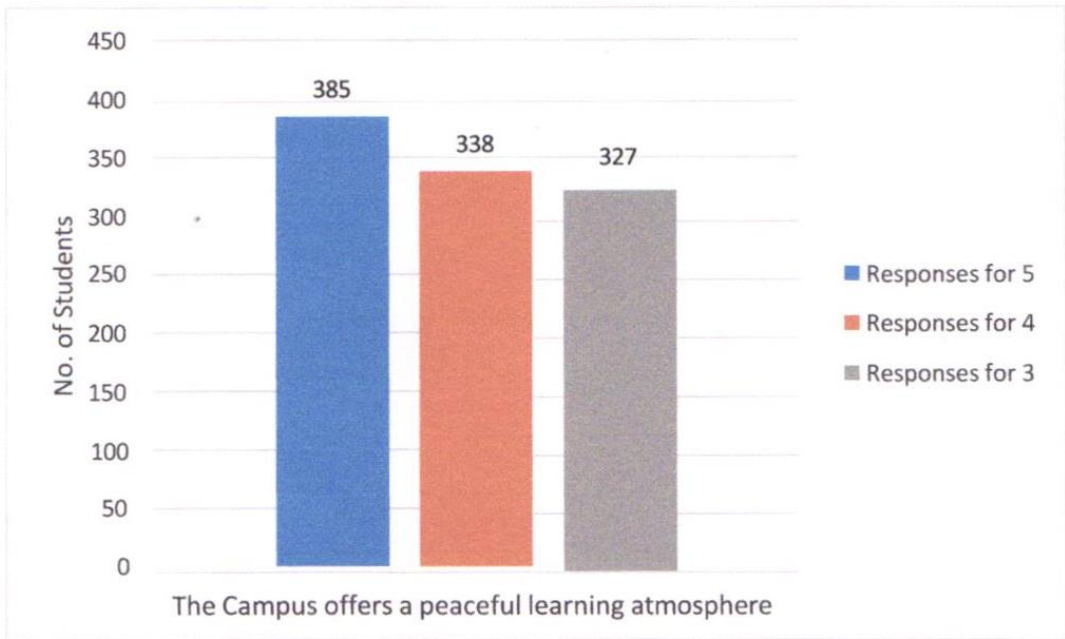
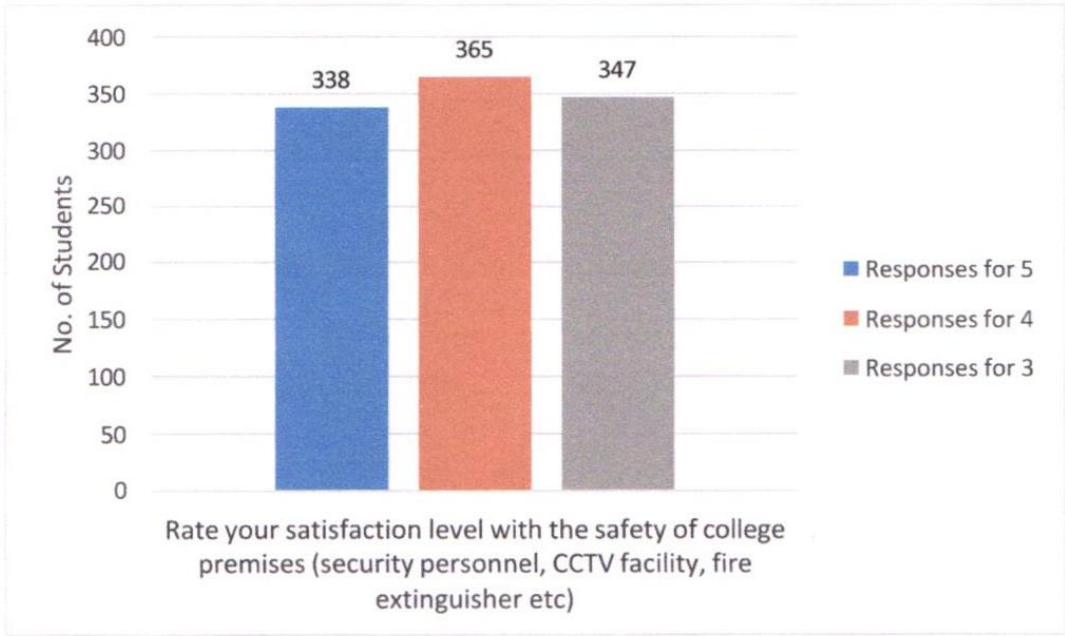
The data so collected by using an online software is also analyzed by the software and the result is reviewed by the IQAC team. Recommendations are prepared and forwarded to the management. Action taken report is also prepared department wise for follow up actions.



The analysis report is forwarded to the management which is in turn forwarded to relevant stakeholders. The

following is the analysis of number of responses per question.








Principal
Swami Vivekananda Institute of
Modern Science
Bonapur Stn. Road, Karhala
P.S. Narendrapur, Koi-103


Average score

The IQAC team has also analyzed the overall responses and the average score per question. In order to achieve this, responses for each question were collected in a scale of 1-5, with 5 being the most favorable and 1 being least favorable. The average score was calculated over total responses collected over time for all the programs and it was analyzed by using the software.

Recommendations are prepared and forwarded to the management. Action taken report is also prepared department wise for follow up actions.

The following is the analysis of average score per question.

Amenities and Assistance provided at the college Sports ground *Average Score 3.977*

Ample space and exposure for cultural and co-curricular activities *Average Score 4.040*

How do you rate the ICT facilities provided by the institute in classrooms and laboratories? *Average Score 3.978*

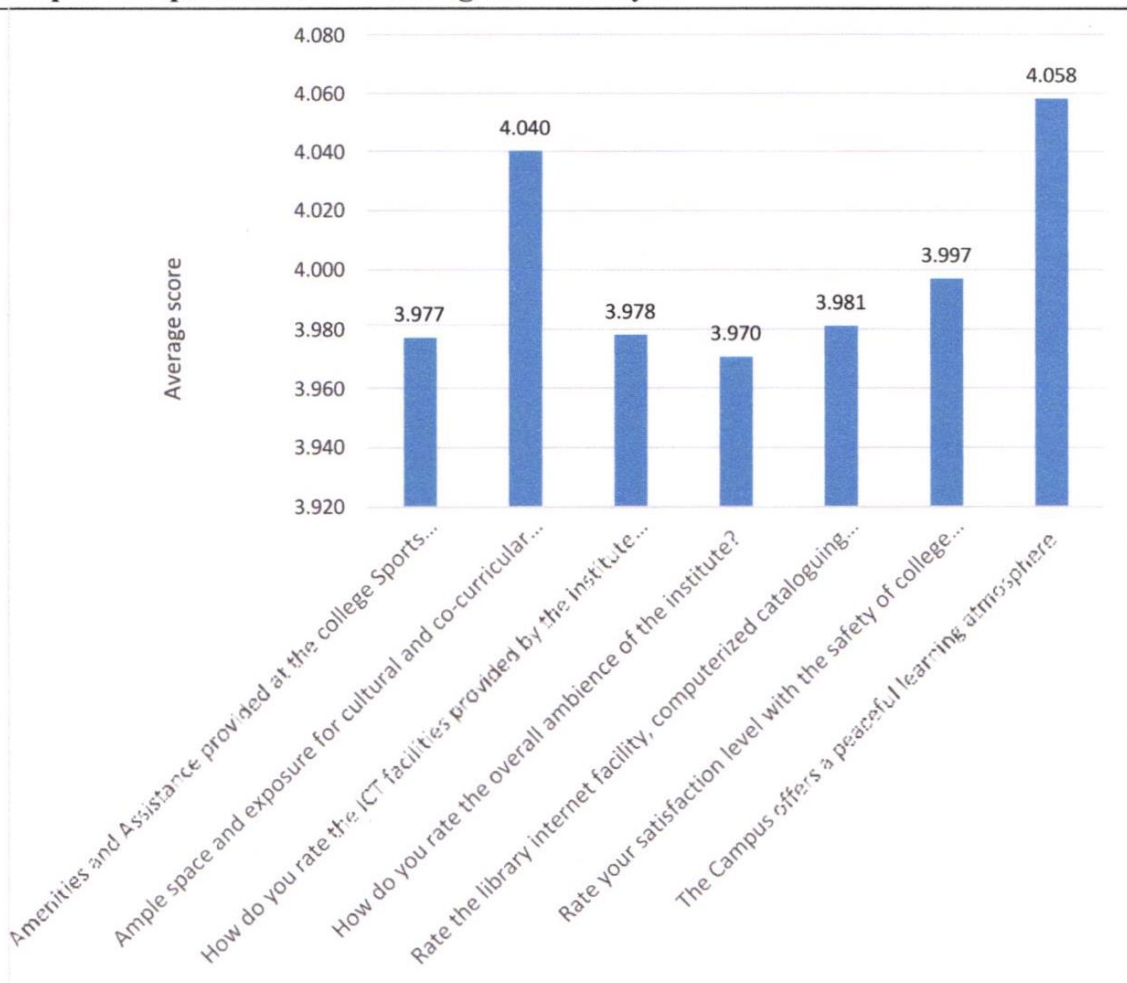
How do you rate the overall ambience of the institute? *Average Score 3.970*

Rate the library internet facility, computerized cataloguing with subscription to open access journals *Average Score 3.981*

Rate your satisfaction level with the safety of college premises (security personnel, CCTV facility, fire extinguisher etc) *Average Score 3.997*

The Campus offers a peaceful learning atmosphere *Average Score 4.058*

Graphical representation of average score analysis



Conclusion

Feedback analysis and action taken report is a regular quality monitoring and quality assurance activity of the IQAC team of the institution. Feedback is collected during the academic session and reports are analyzed. The recommendations are also reviewed and appropriate actions are taken. The actions taken are noted in the IQAC Annual Quality Assurance Report and submitted in the yearly reports.

In case there is any recommendation that requires detailed planning and effort to implement, the same is noted in the Plan of Action of IQAC for the subsequent year in the AQAR. The activities are monitored and outcome is mentioned in the Actions Taken in the next year AQAR.

Faculty feedback analysis: 2018-2019

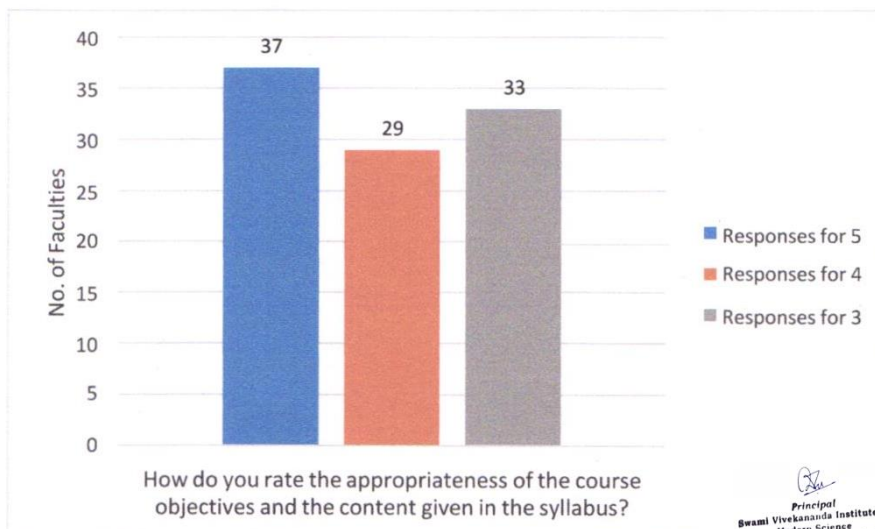
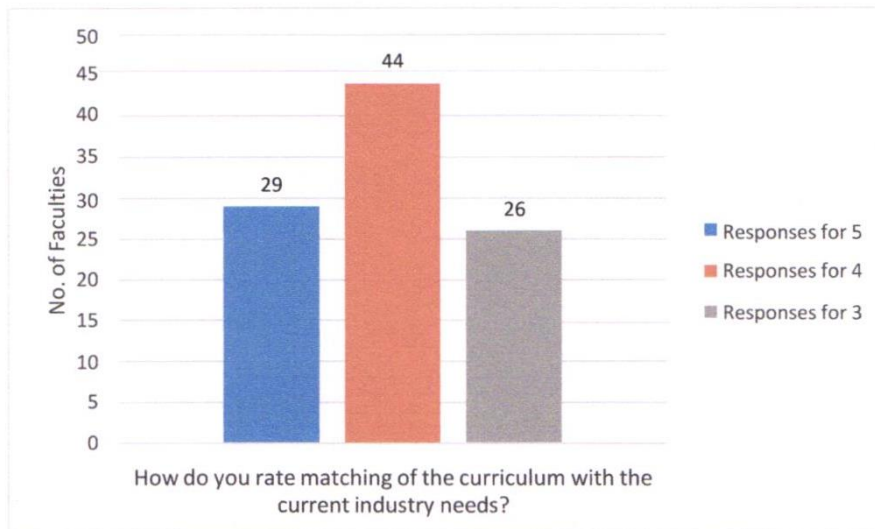
Academic Performance Feedback

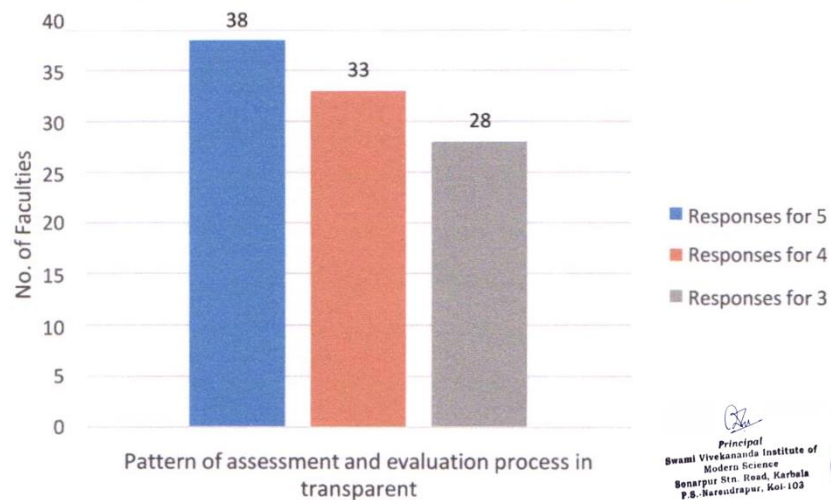
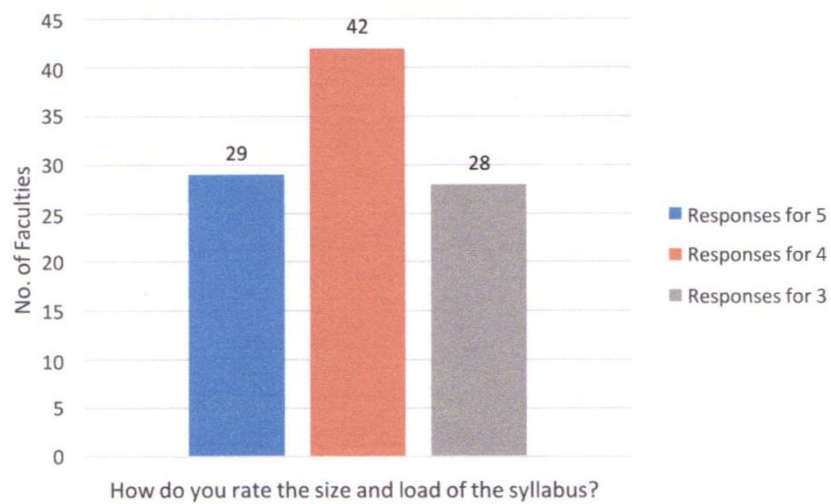
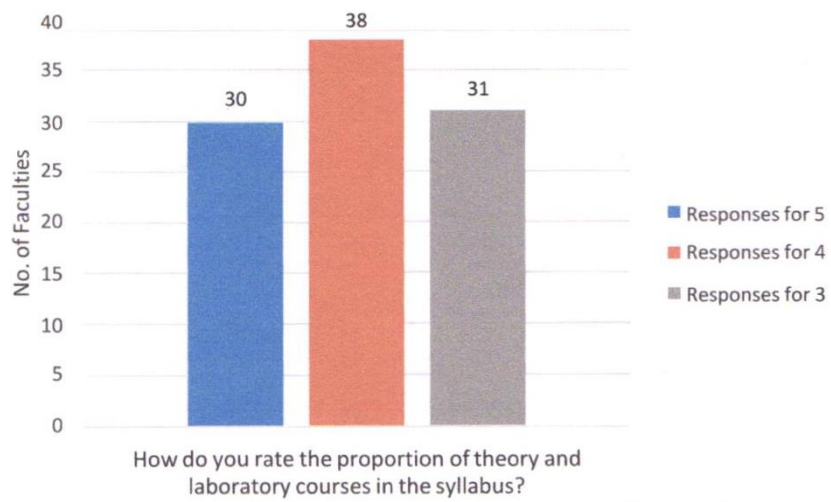
Introduction

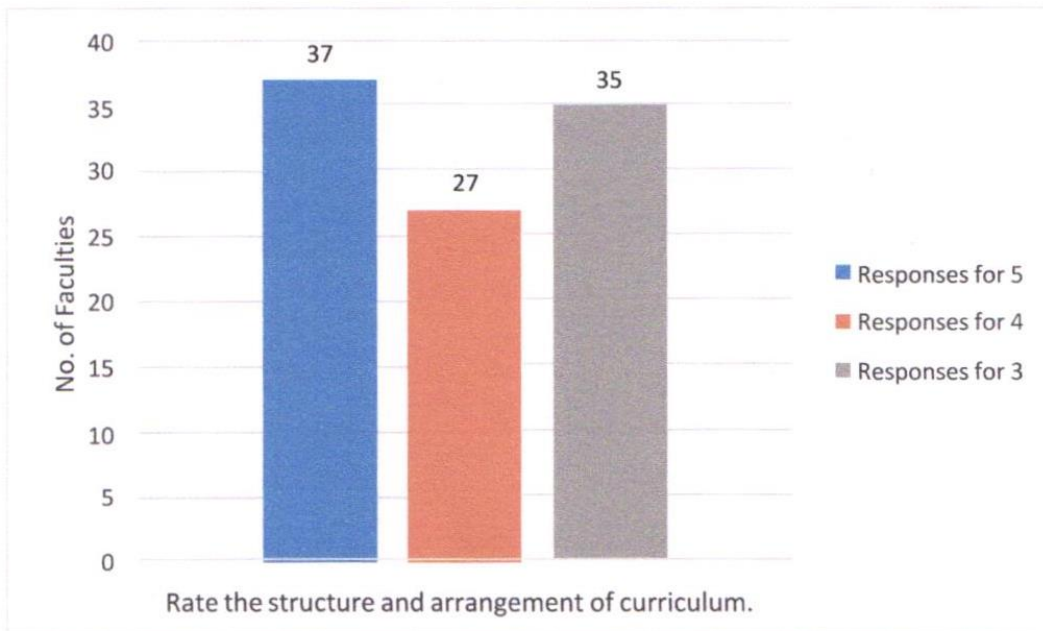
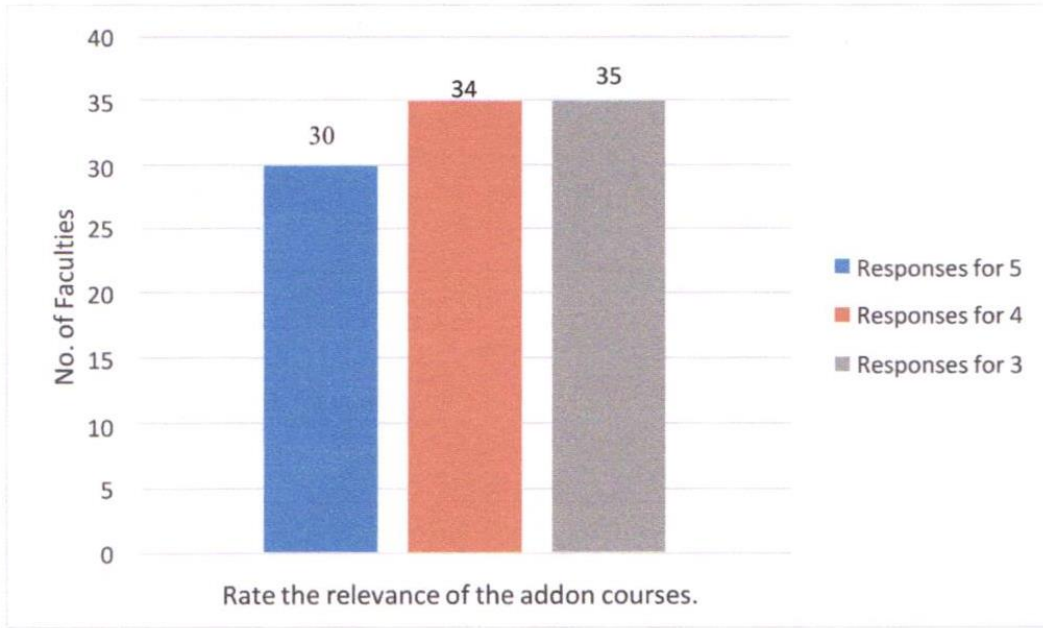
The IQAC team of the institution has collected feedback from the faculties as part of quality monitoring and quality assurance practices implemented in the institution. Feedback is collected during the academic session. The feedback link is also available in the website and faculties are encouraged to fill in the feedback form.


The data so collected by using an online software is also analyzed by the software and the result is reviewed by the IQAC team. Recommendations are prepared and forwarded to the management. Action taken report is also prepared department wise for follow up actions.

The following is the analysis of number of responses per question.








 Principal
 Swami Vivekananda Institute of
 Modern Science
 Sonarpur Stn. Road, Karbala
 P.S. Narendrapur, Koi-103



Average score

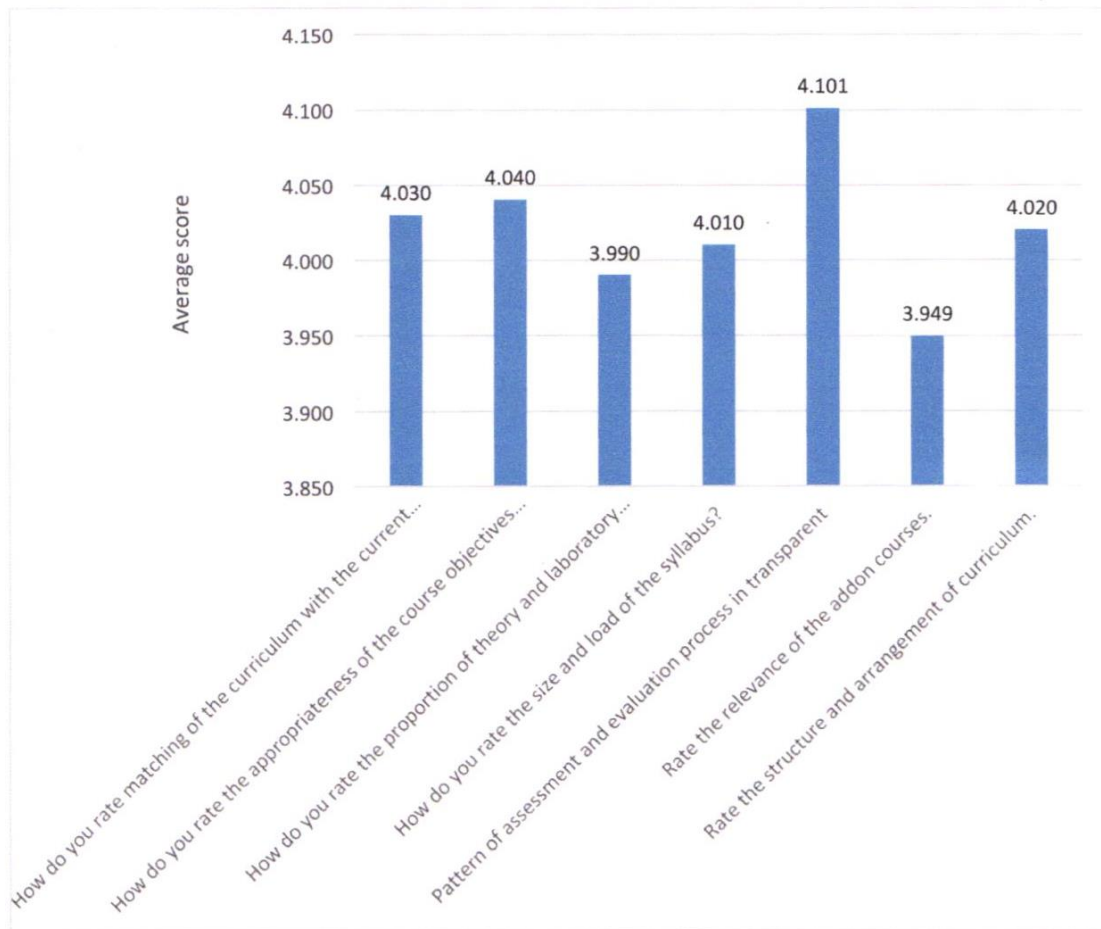
The IQAC team has also analyzed the overall responses and the average score per question. In order to achieve this, responses for each question were collected in a scale of 1-5, with 5 being the most favorable and 1 being least favorable. The average score was calculated over total responses collected over time for all the programs and it was analyzed by using the software.

Recommendations are prepared and forwarded to the management. Action taken report is also prepared department wise for follow up actions.

The following is the analysis of average score per question.

How do you rate matching of the curriculum with the current industry needs? <i>Average Score 4.03</i>	How do you rate the appropriateness of the course objectives and the content given in the syllabus? <i>Average Score 4.04</i>	How do you rate the proportion of theory and laboratory courses in the syllabus? <i>Average Score 3.99</i>
How do you rate the size and load of the syllabus? <i>Average Score 4.01</i>	Pattern of assessment and evaluation process in transparent. <i>Average Score 4.101</i>	Rate the relevance of the addon courses. <i>Average Score 3.949</i>
Rate the structure and arrangement of curriculum. <i>Average Score 4.02</i>		

Graphical representation of average score analysis



Conclusion

Feedback analysis and action taken report is a regular quality monitoring and quality assurance activity of the IQAC team of the institution. Feedback is collected during the academic session and reports are analyzed. The recommendations are also reviewed and appropriate actions are taken. The actions taken are noted in the IQAC Annual Quality Assurance Report and submitted in the yearly reports.

In case there is any recommendation that requires detailed planning and effort to implement, the same is noted in the Plan of Action of IQAC for the subsequent year in the AQAR. The activities are monitored and outcome is mentioned in the Actions Taken in the next year AQAR.

Faculty feedback analysis: 2018-2019

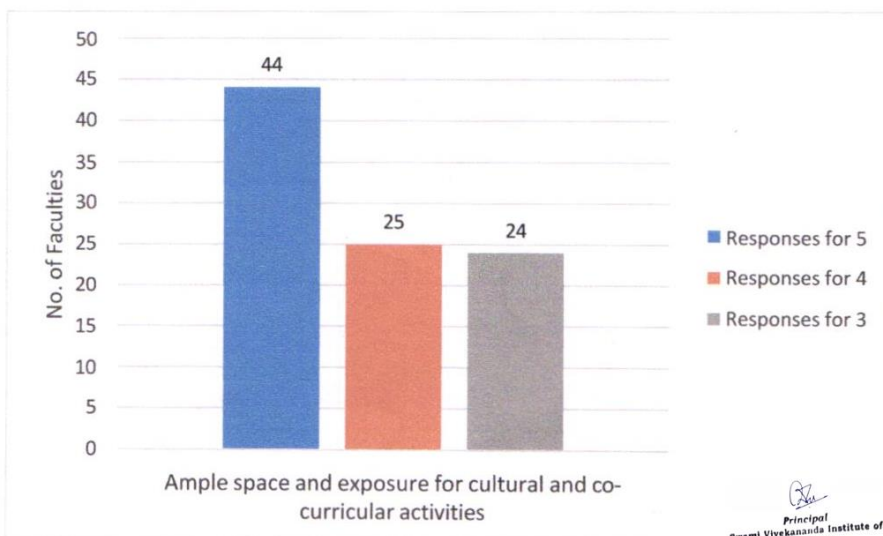
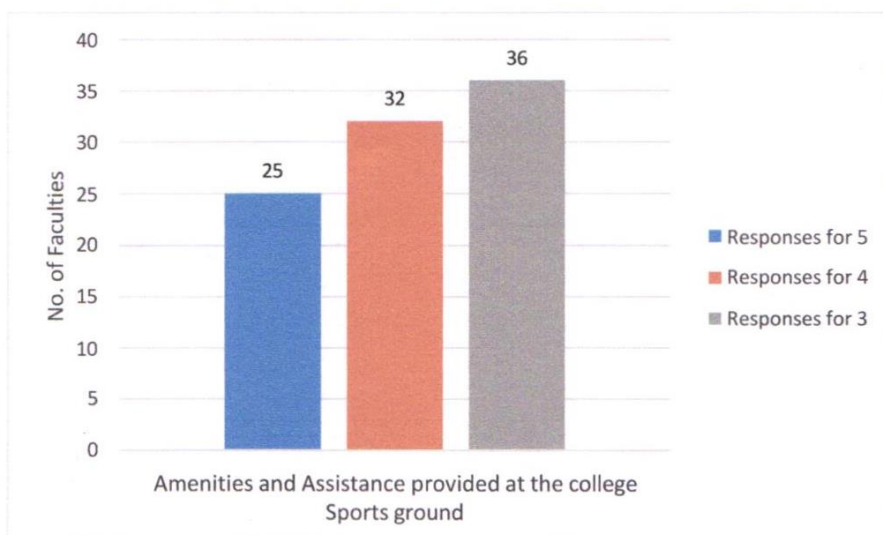
Institution Ambience Feedback

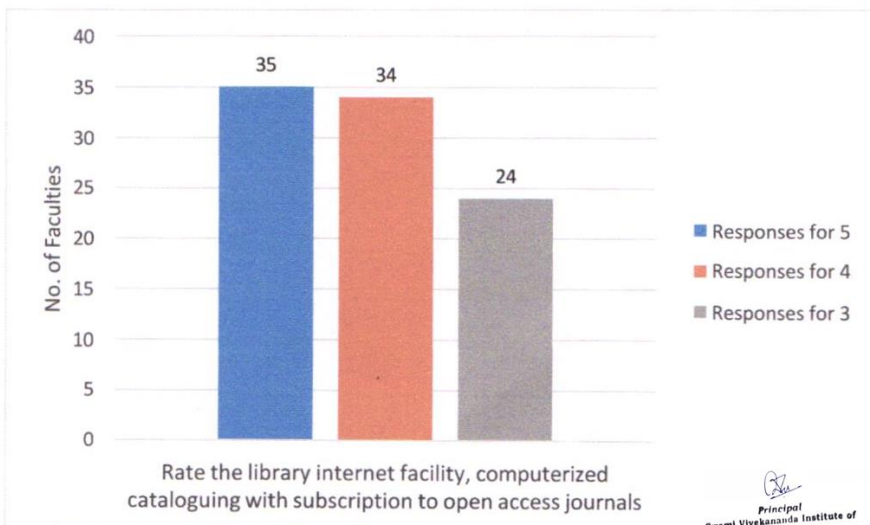
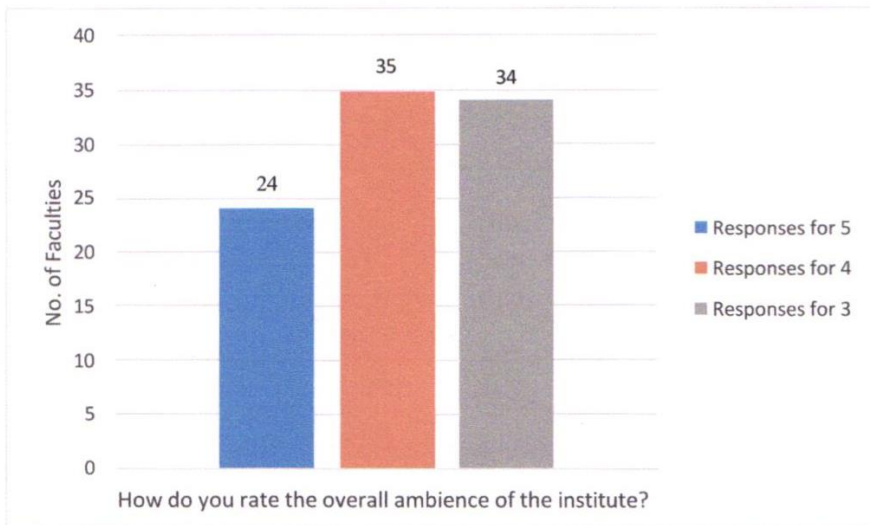
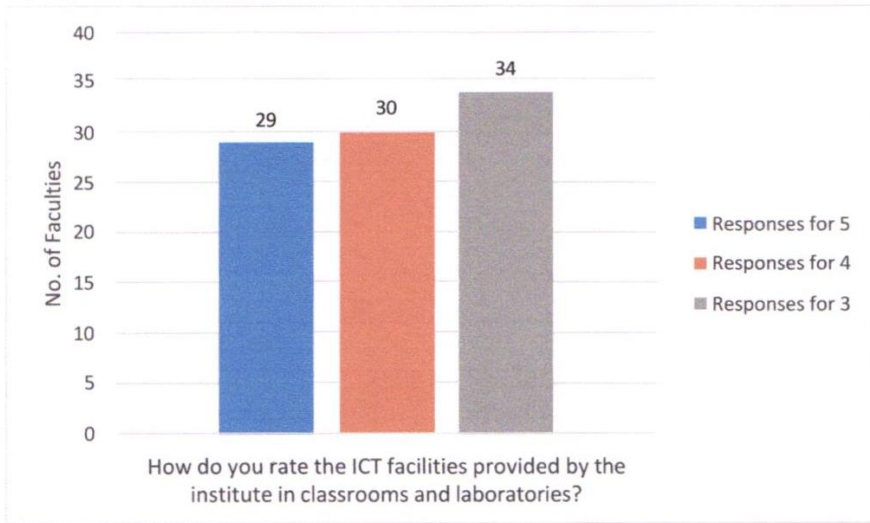
Introduction

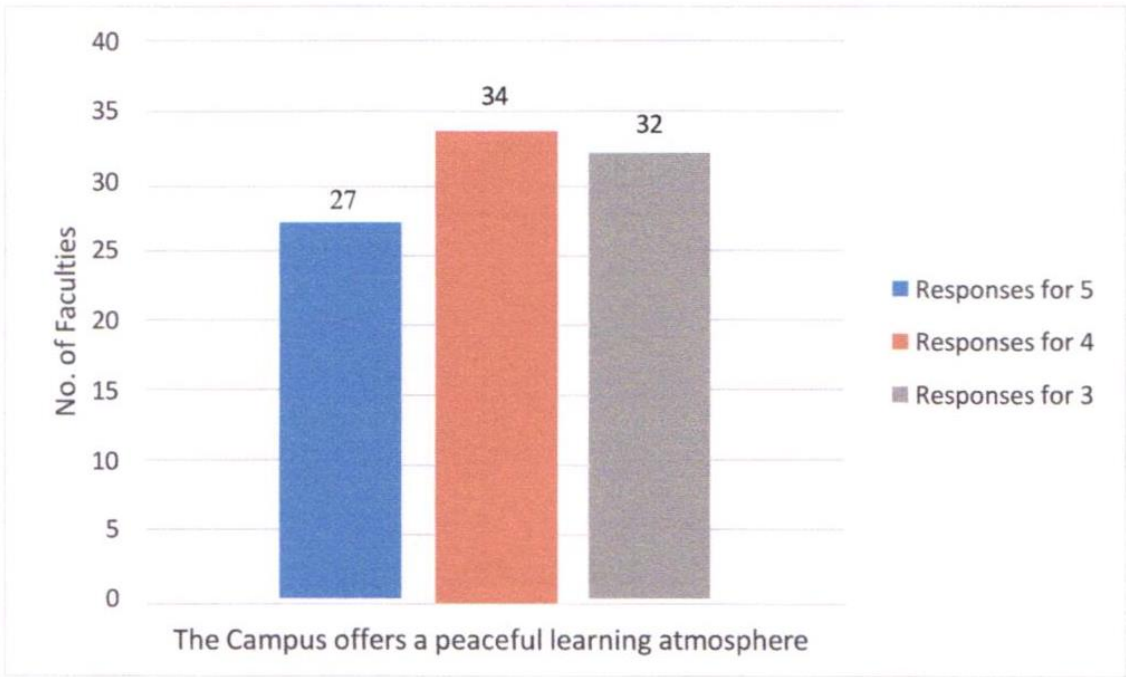
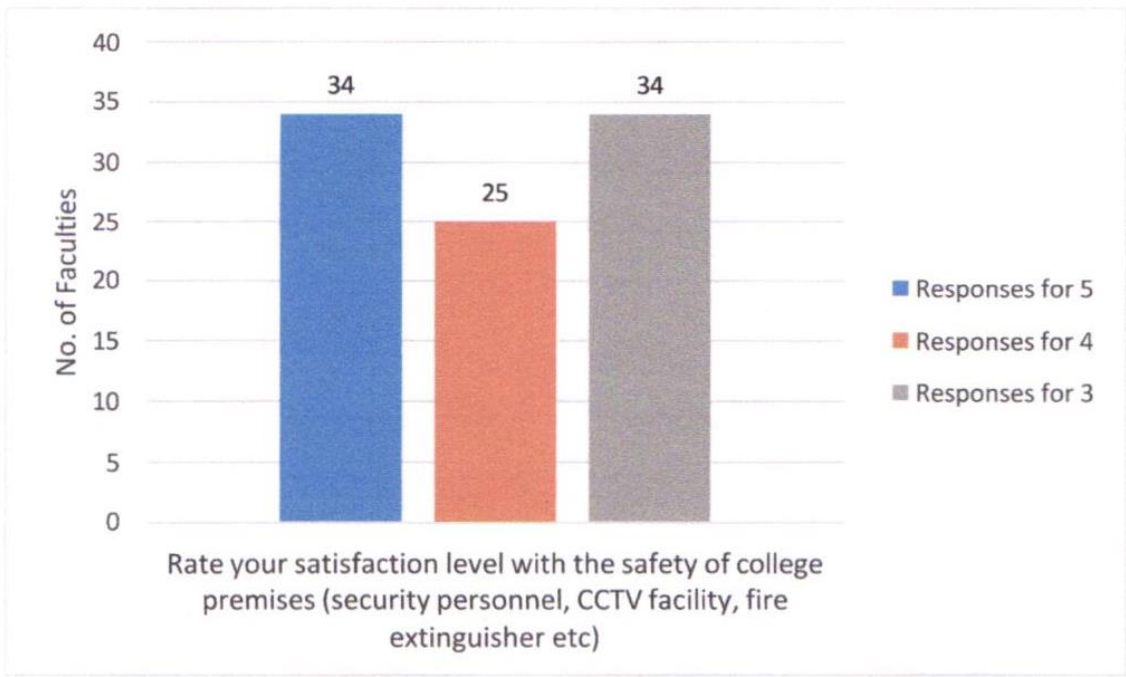
The IQAC team of the institution has collected feedback from the faculties as part of quality monitoring and quality assurance practices implemented in the institution. Feedback is usually collected during the academic session. The feedback link is also available in the website and faculties are encouraged to fill in the feedback form.


The data so collected by using an online software is also analyzed by the software and the result is reviewed by the IQAC team. Recommendations are prepared and forwarded to the management. Action taken report is also prepared department wise for follow up actions.


The following is the analysis of number of responses per question.








 Principal
 Swami Vivekananda Institute of
 Modern Science
 Bonarpur Stn. Road, Karbala
 P.S. -Narendrapur, Koi-103



Average score

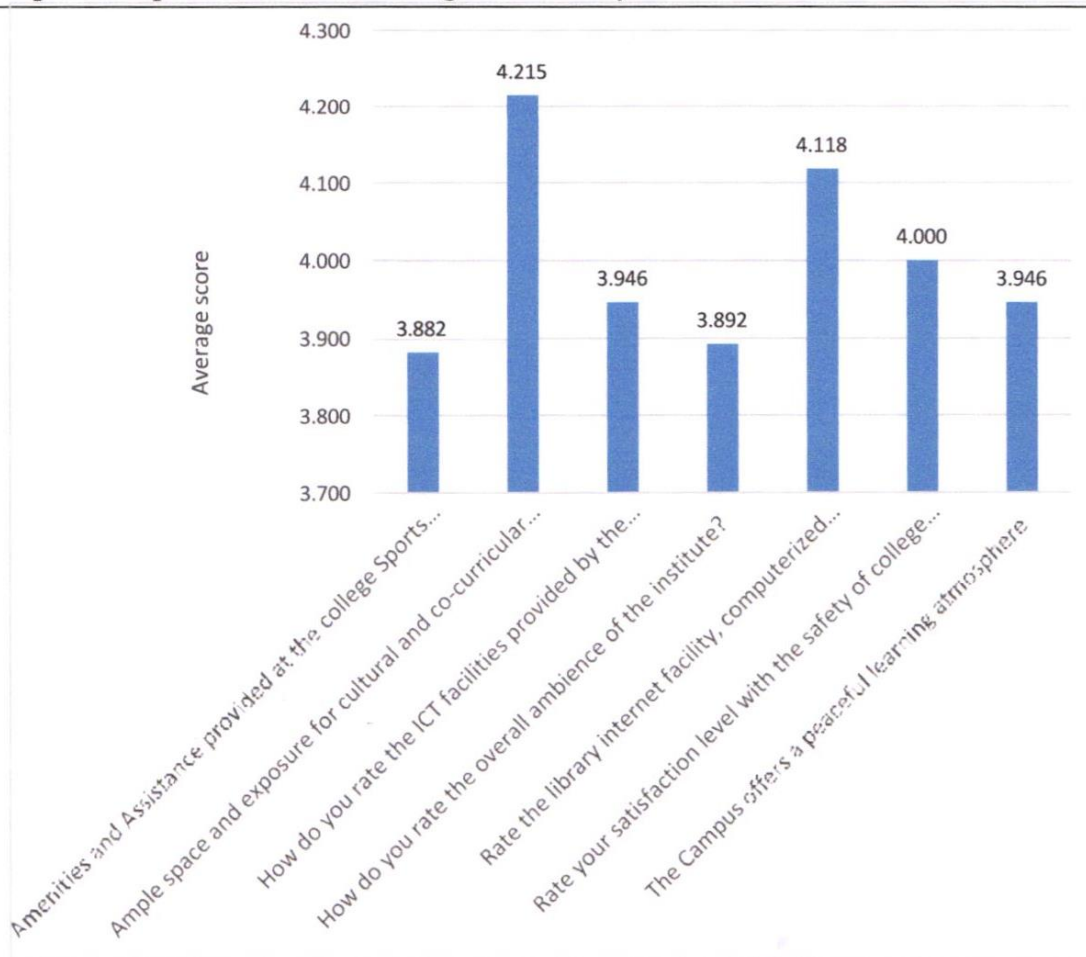
The IQAC team has also analyzed the overall responses and the average score per question. In order to achieve this, responses for each question was collected in a scale of 1-5, with 5 being the most favorable and 1 being least favorable. The average score was calculated over total responses collected over time for all the programs and it was analyzed by using the software.

Recommendations are prepared and forwarded to the management. Action taken report is also prepared department wise for follow up actions.

The following is the analysis of average score per question.

Amenities and Assistance provided at the college Sports ground <i>Average Score 3.882</i>	Ample space and exposure for cultural and co-curricular activities <i>Average Score 4.215</i>	How do you rate the ICT facilities provided by the institute in classrooms and laboratories? <i>Average Score 3.946</i>
How do you rate the overall ambience of the institute? <i>Average Score 3.892</i>	Rate the library internet facility, computerized cataloguing with subscription to open access journals <i>Average Score 4.118</i>	Rate your satisfaction level with the safety of college premises (security personnel, CCTV facility, fire extinguisher etc) <i>Average Score 4</i>
The Campus offers a peaceful learning atmosphere <i>Average Score 3.946</i>		

Graphical representation of average score analysis



Conclusion

Feedback analysis and action taken report is a regular quality monitoring and quality assurance activity of the IQAC team of the institution. Feedback is collected during the academic session and reports are analyzed. The recommendations are also reviewed and appropriate actions are taken. The actions taken are noted in the IQAC Annual Quality Assurance Report and submitted in the yearly reports.

In case there is any recommendation that requires detailed planning and effort to implement, the same is noted in the Plan of Action of IQAC for the subsequent year in the AQAR. The activities are monitored and outcome is mentioned in the Actions Taken in the next year AQAR.

Alumni feedback analysis: 2019-2020

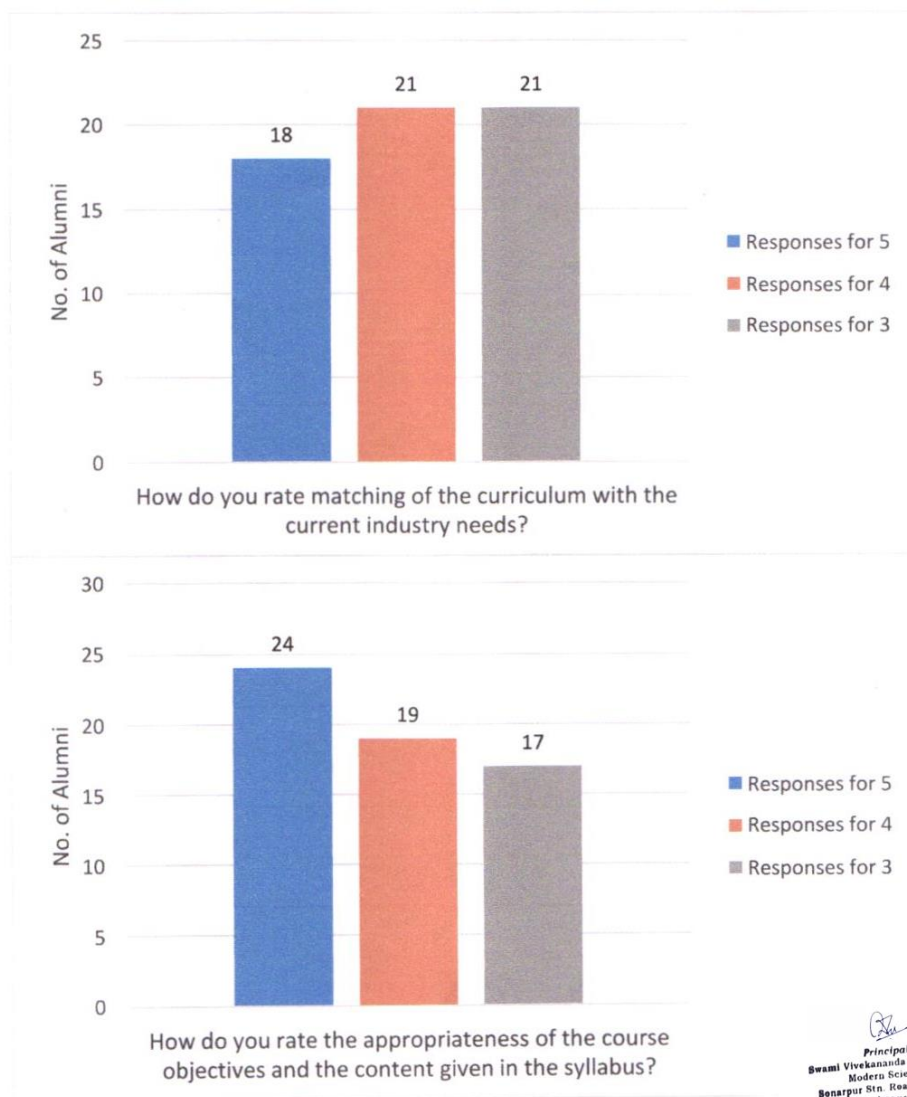
Academic Performance Feedback

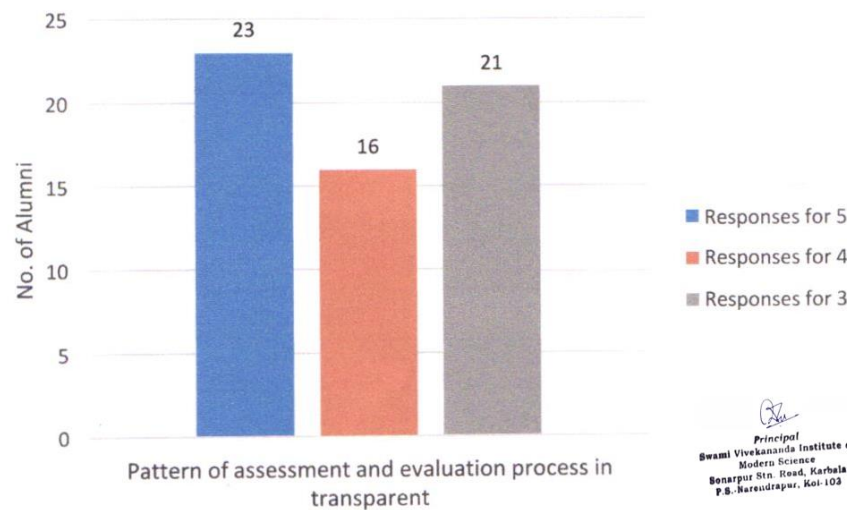
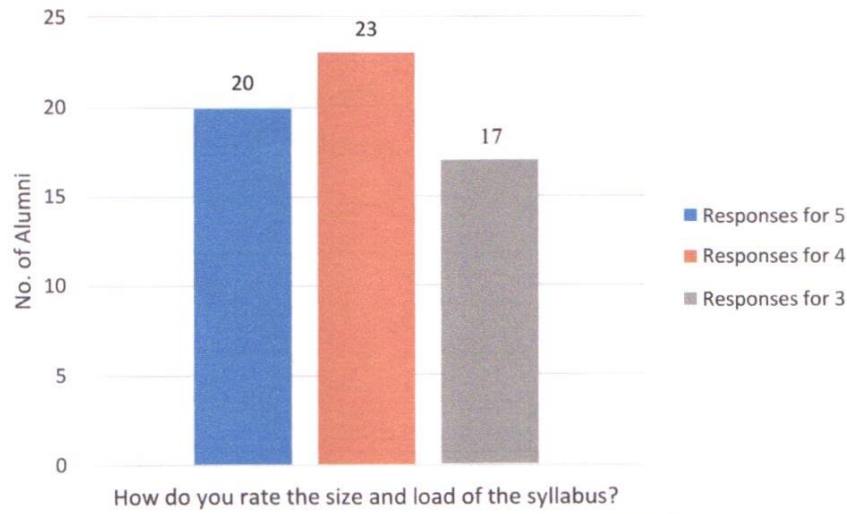
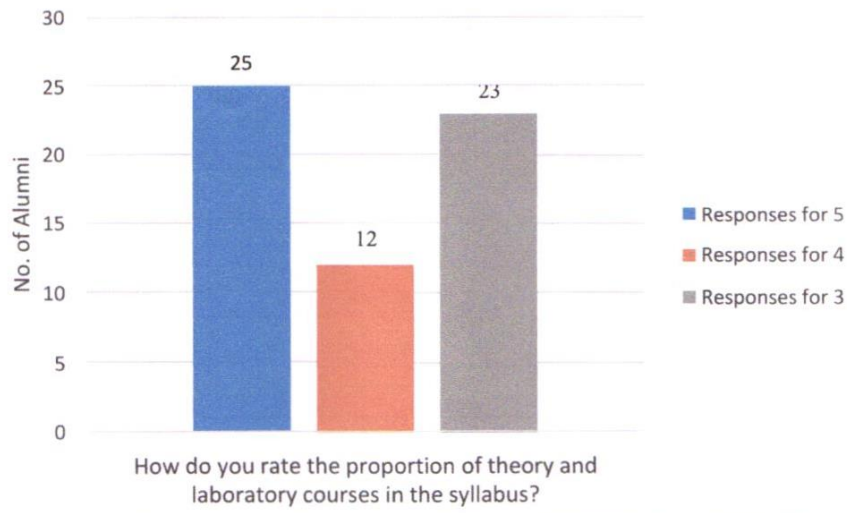
Introduction

The IQAC team of the institution has collected feedback from the alumni as part of quality monitoring and quality assurance practices implemented in the institution. Feedback is usually collected during the Alumni meet held every year. The feedback link is also available in the website and alumni are encouraged to fill in the feedback form.

The data so collected by using an online software is also analyzed by the software and the result is reviewed by the IQAC team. Recommendations are prepared and forwarded to the management. Action taken report is also prepared for follow up actions.

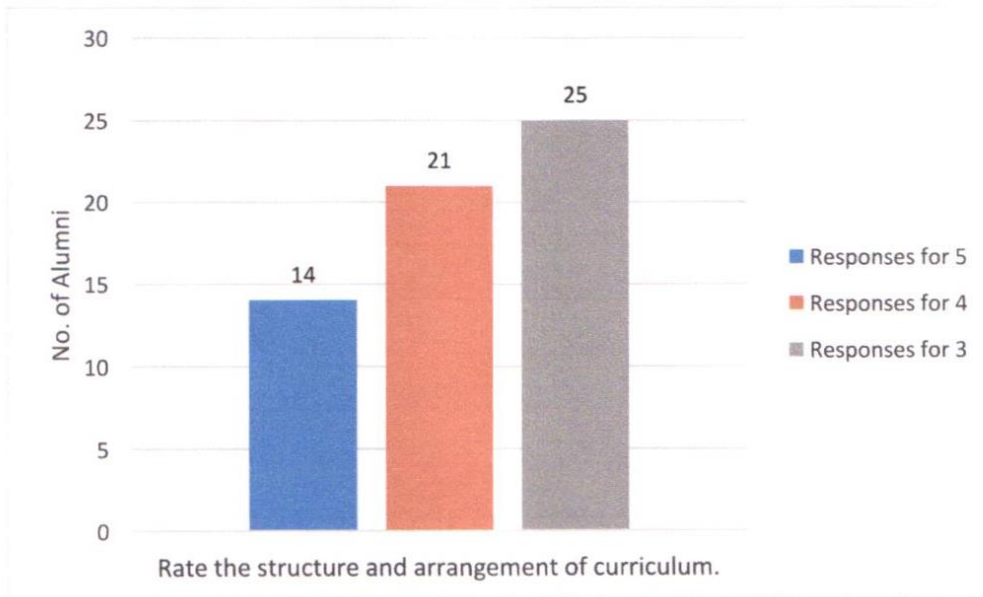
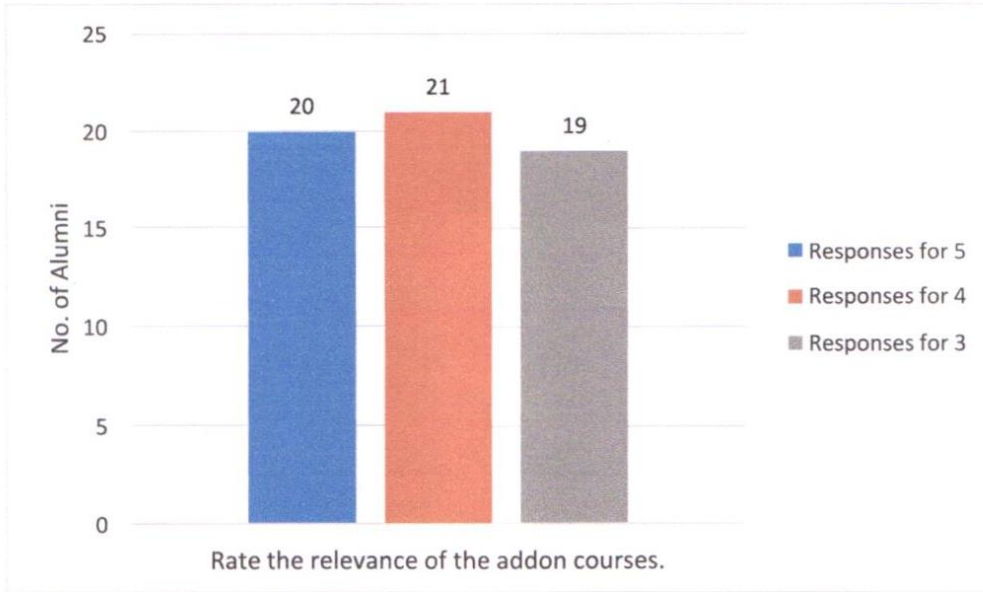
The following is the analysis of number of responses per question.






Principal
Swami Vivekananda Institute of
Modern Science
Bonarpur Stn. Road, Karhala
P.S. - Barsoi, Kori-102






 Principal
 Swami Vivekananda Institute of
 Modern Science
 Bonarpur Stn. Road, Karhala
 P.O. - Warandrapur, Kol-103




Average score

The IQAC team has also analyzed the overall responses and the average score per question. In order to achieve this, responses for each question were collected in a scale of 1-5, with 5 being the most favourable and 1 being least favourable. The average score was calculated over total responses collected over time for all the programs and it was analyzed by using the software.

Recommendations are prepared and forwarded to the management. Action taken report is also prepared department wise for follow up actions.

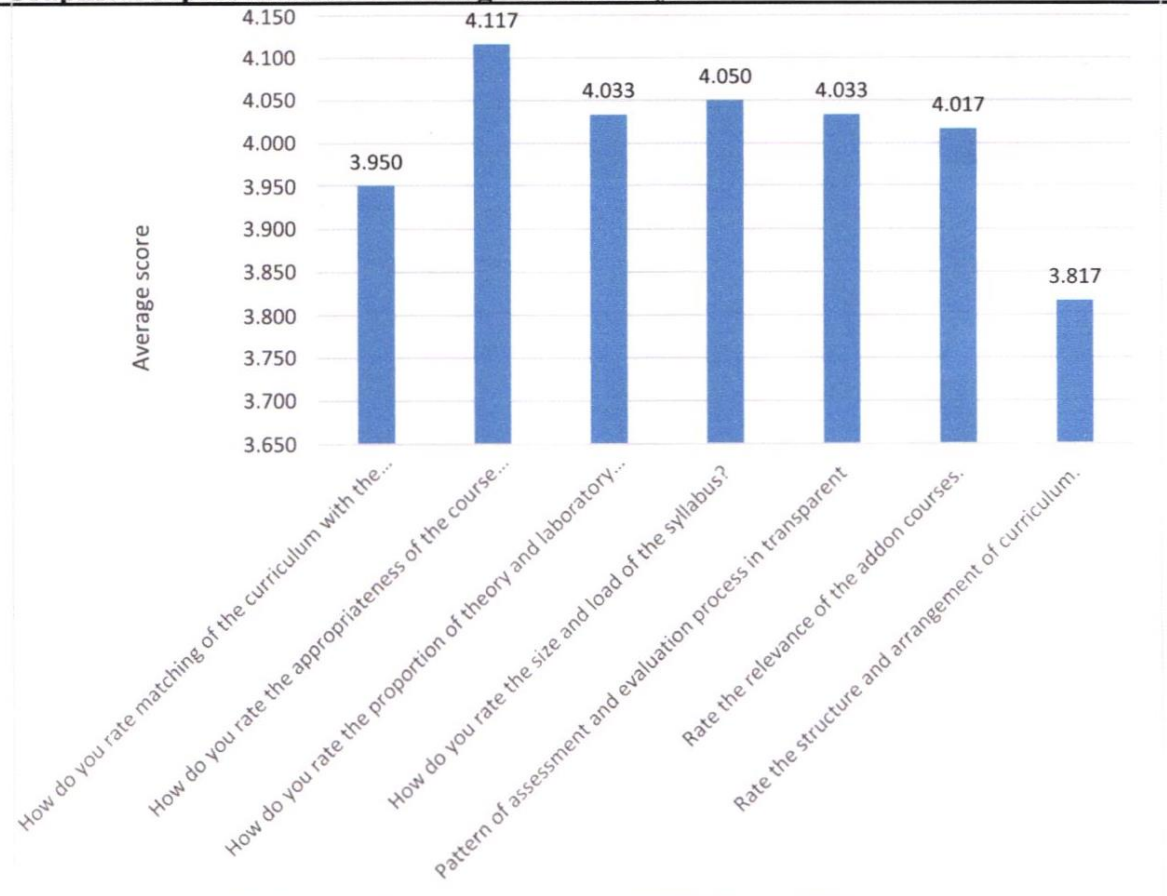
The following is the analysis of average score per question.

How do you rate matching of the curriculum with the current industry needs? <i>Average Score 3.950</i>	How do you rate the appropriateness of the course objectives and the content given in the syllabus? <i>Average Score 4.117</i>	How do you rate the proportion of theory and laboratory courses in the syllabus? <i>Average Score 4.033</i>
How do you rate the size and load of the syllabus? <i>Average Score 4.05</i>	Pattern of assessment and evaluation process in transparent. <i>Average Score 4.033</i>	Rate the relevance of the add-on courses. <i>Average Score 4.017</i>
Rate the structure and arrangement of curriculum. <i>Average Score 3.817</i>		


Principal
Swami Vivekananda Institute of
Modern Science
Bonapur Stn. Road, Karhala
P.S.-Narendrapur, Koi-103



Graphical representation of average score analysis



Conclusion

Feedback analysis and action taken report is a regular quality monitoring and quality assurance activity of the IQAC team of the institution. Feedback is collected during alumni meet and reports are analyzed. There recommendations are also reviewed and appropriate actions are taken. The actions taken are noted in the IQAC Annual Quality Assurance Report and submitted in the yearly reports.

In case there is any recommendation that requires detailed planning and effort to implement, the same is noted in the Plan of Action of IQAC for the subsequent year in the AQAR. The activities are monitored and outcome is mentioned in the Actions Taken in the next year AQAR.

Alumni feedback analysis: 2019-2020

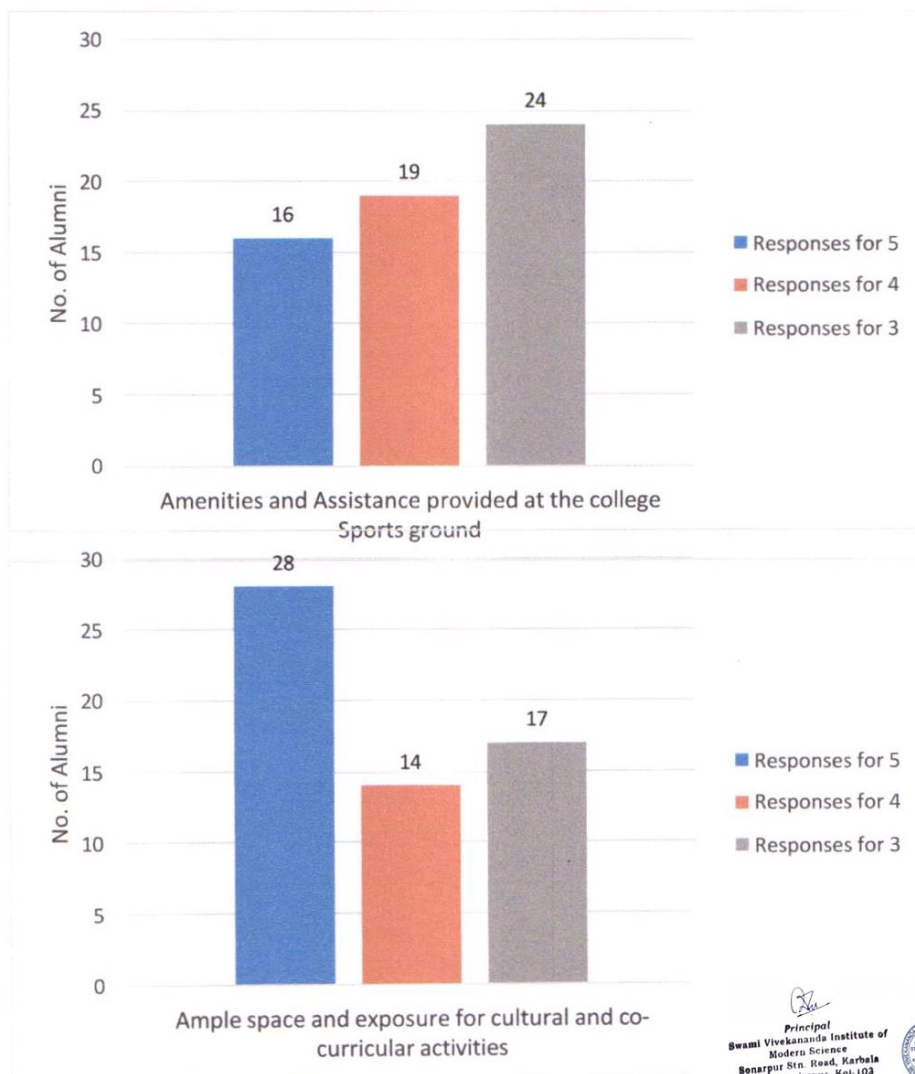
Institution Ambience Feedback

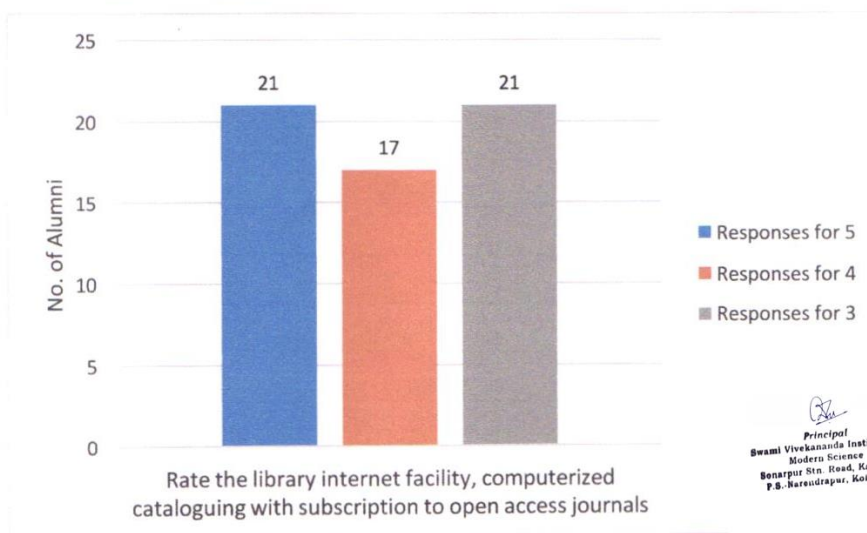
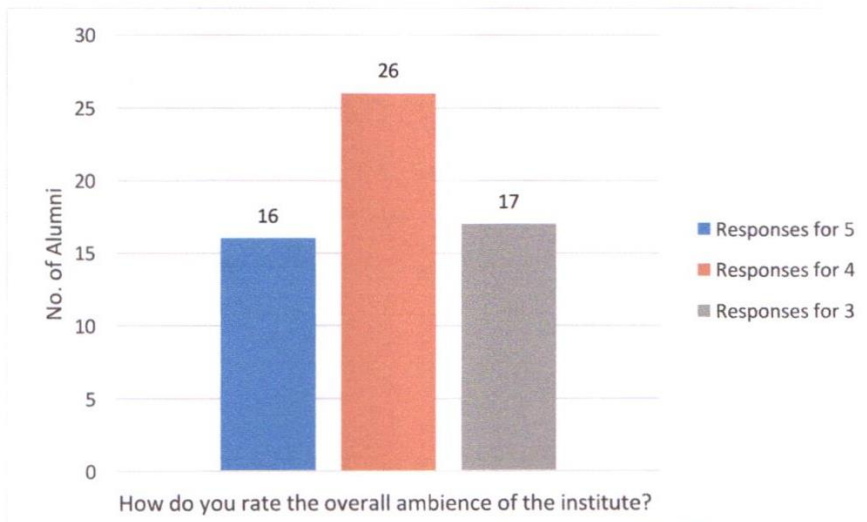
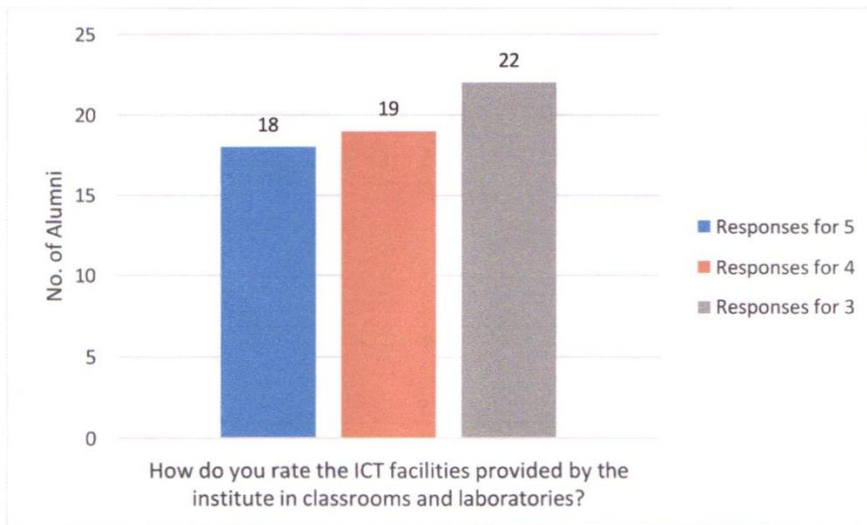
Introduction

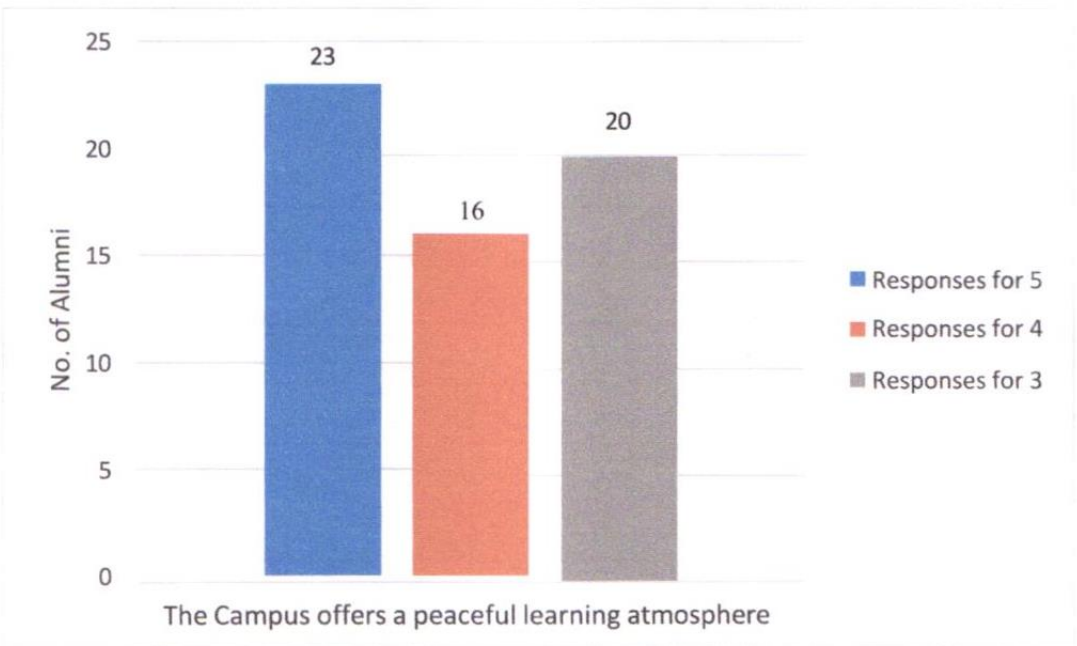
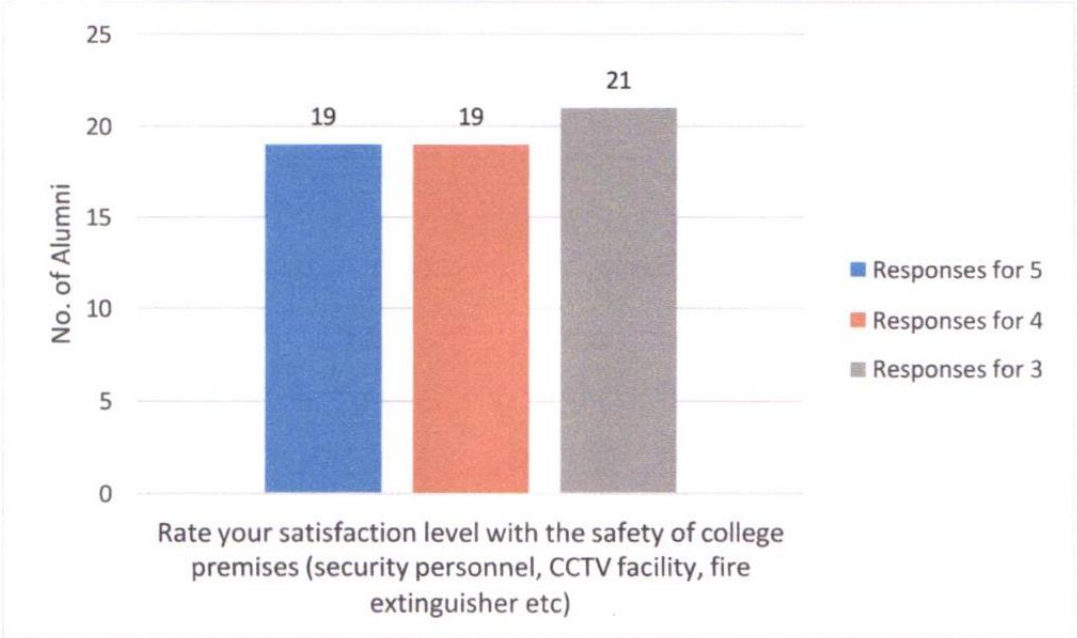
The IQAC team of the institution has collected feedback from the alumni as part of quality monitoring and quality assurance practices implemented in the institution. Feedback is usually collected during the Alumni meet held every year. The feedback link is also available in the website and alumni are encouraged to fill in the feedback form.


The data so collected by using an online software is also analyzed by the software and the result is reviewed by the IQAC team. Recommendations are prepared and forwarded to the management. Action taken report is also prepared for follow up actions.

The following is the analysis of number of responses per question.








 Principal
 Swami Vivekananda Institute of
 Modern Science
 Sonarpur Stn. Road, Karbala
 P.O. Narendrapur, Koi-103



Average score

The IQAC team has also analyzed the overall responses and the average score per question. In order to achieve this, responses for each question was collected in a scale of 1-5, with 5 being the most favorable and 1 being least favorable. The average score was calculated over total responses collected over time for all the programs and it was analyzed by using the software.

Recommendations are prepared and forwarded to the management. Action taken report is also prepared department wise for follow up actions.

The following is the analysis of average score per question.

Amenities and Assistance provided at the college Sports ground *Average Score 3.864*

Ample space and exposure for cultural and co-curricular activities *Average Score 4.186*


How do you rate the ICT facilities provided by the institute in classrooms and laboratories? *Average Score 3.932*

How do you rate the overall ambience of the institute? *Average Score 3.983*

Rate the library internet facility, computerized cataloguing with subscription to open access journals *Average Score 4*

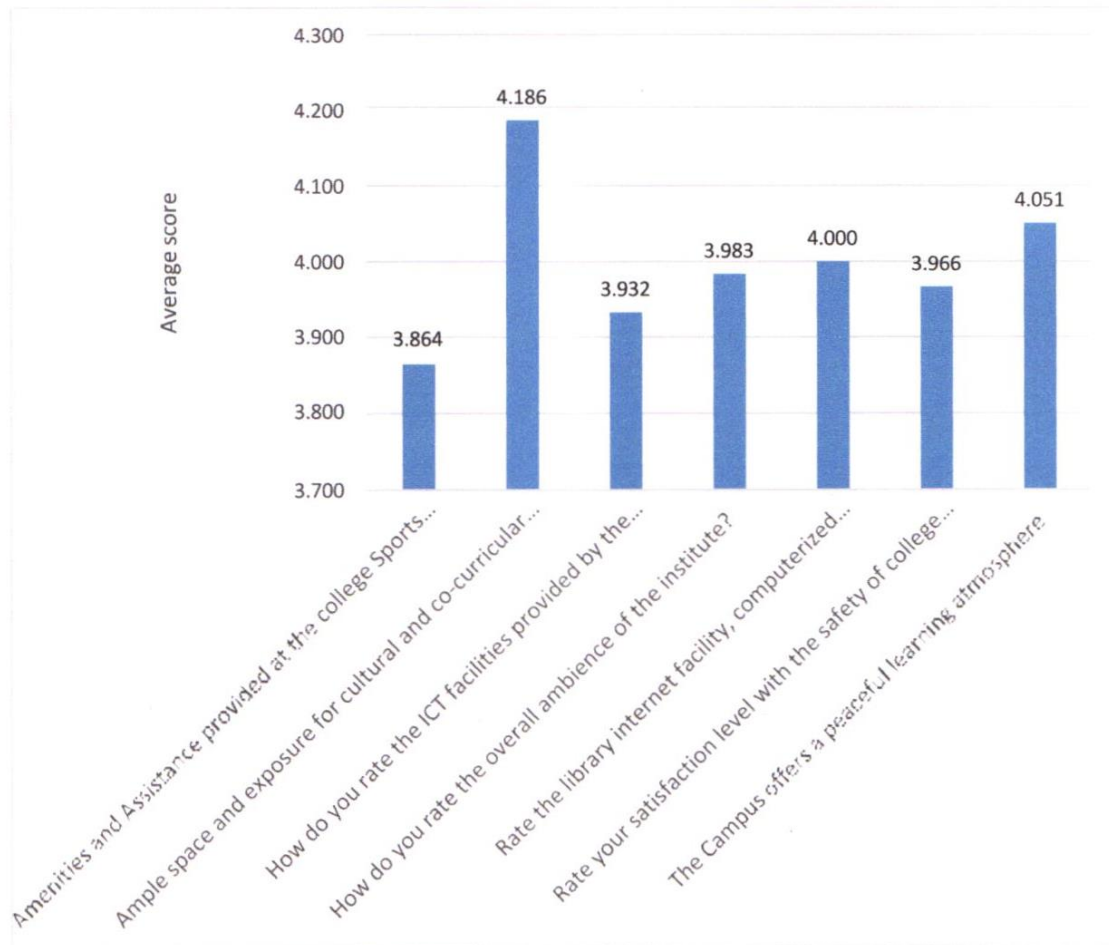
Rate your satisfaction level with the safety of college premises (security personnel, CCTV facility, fire extinguisher etc) *Average Score 3.966*

The Campus offers a peaceful learning atmosphere *Average Score 4.051*


Principal
Swami Vivekananda Institute of
Modern Science
Bonarpur Stn. Road, Karhala
P.S. Harendrapur, Koi-103



Graphical representation of average score analysis



Conclusion

Feedback analysis and action taken report is a regular quality monitoring and quality assurance activity of the IQAC team of the institution. Feedback is collected during alumni meet and reports are analyzed. The recommendations are also reviewed and appropriate actions are taken. The actions taken are noted in the IQAC Annual Quality Assurance Report and submitted in the yearly reports.

In case there is any recommendation that requires detailed planning and effort to implement, the same is noted in the Plan of Action of IQAC for the subsequent year in the AQAR. The activities are monitored and outcome is mentioned in the Actions Taken in the next year AQAR.

Curriculum feedback analysis of Students: 2019-2020

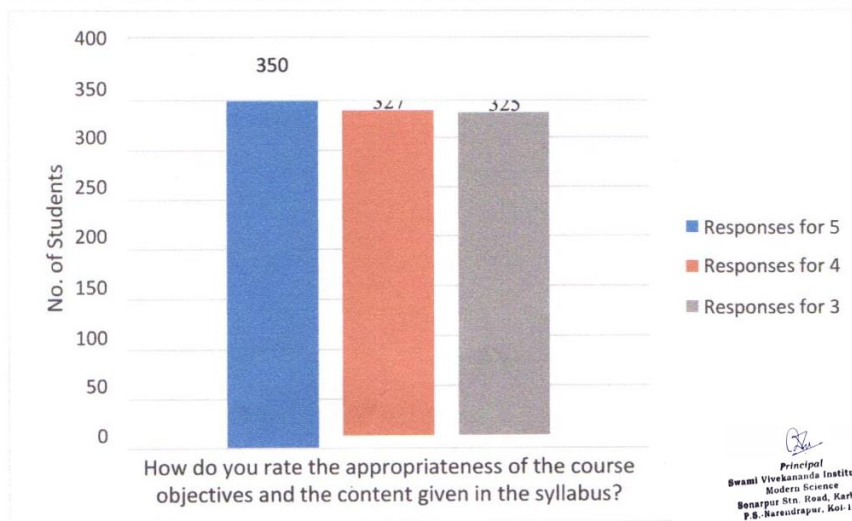
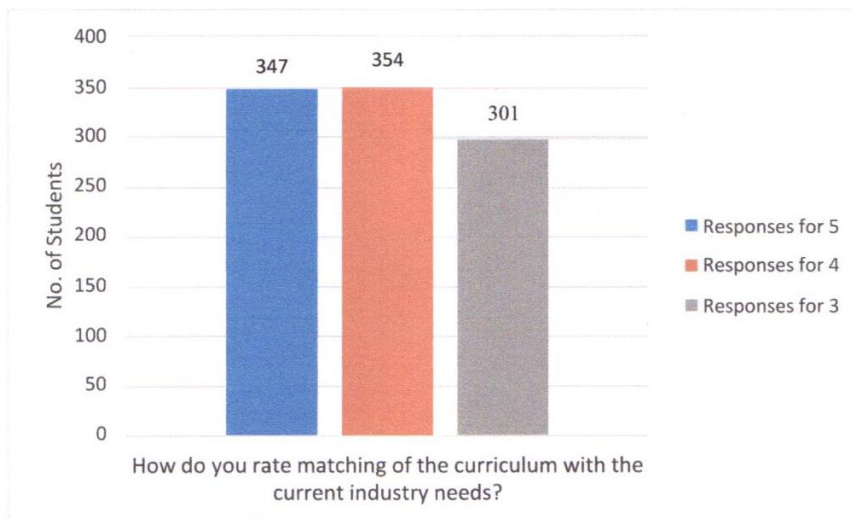
Academic Performance Feedback

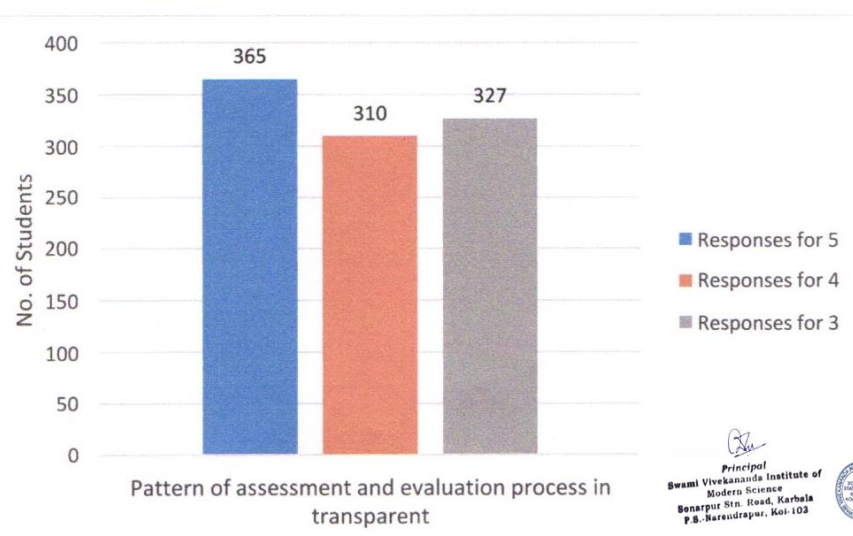
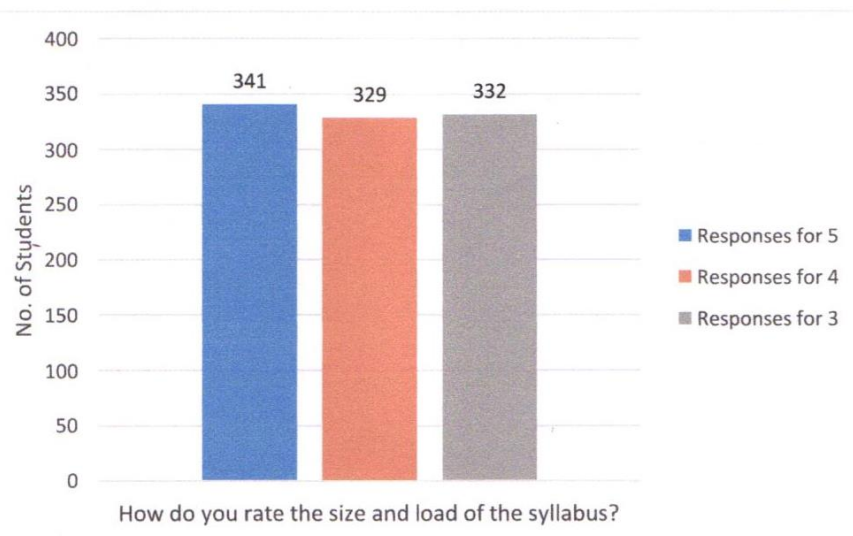
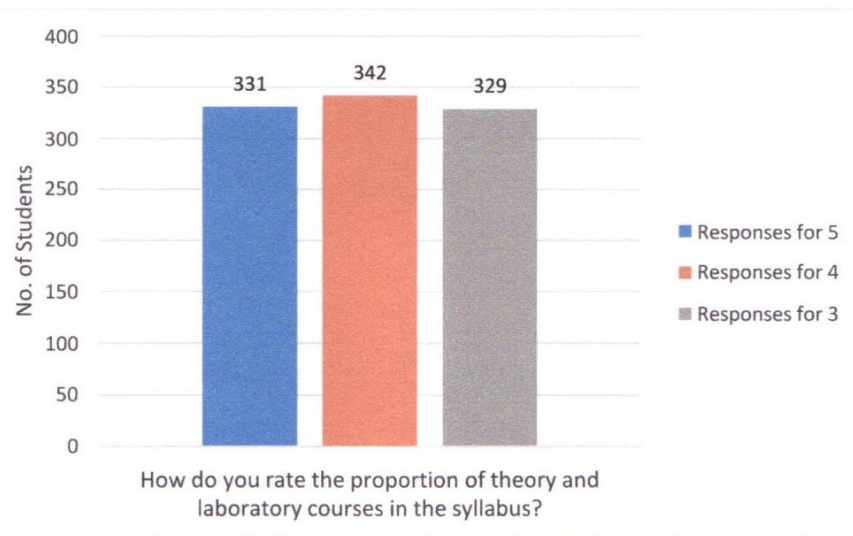
Introduction

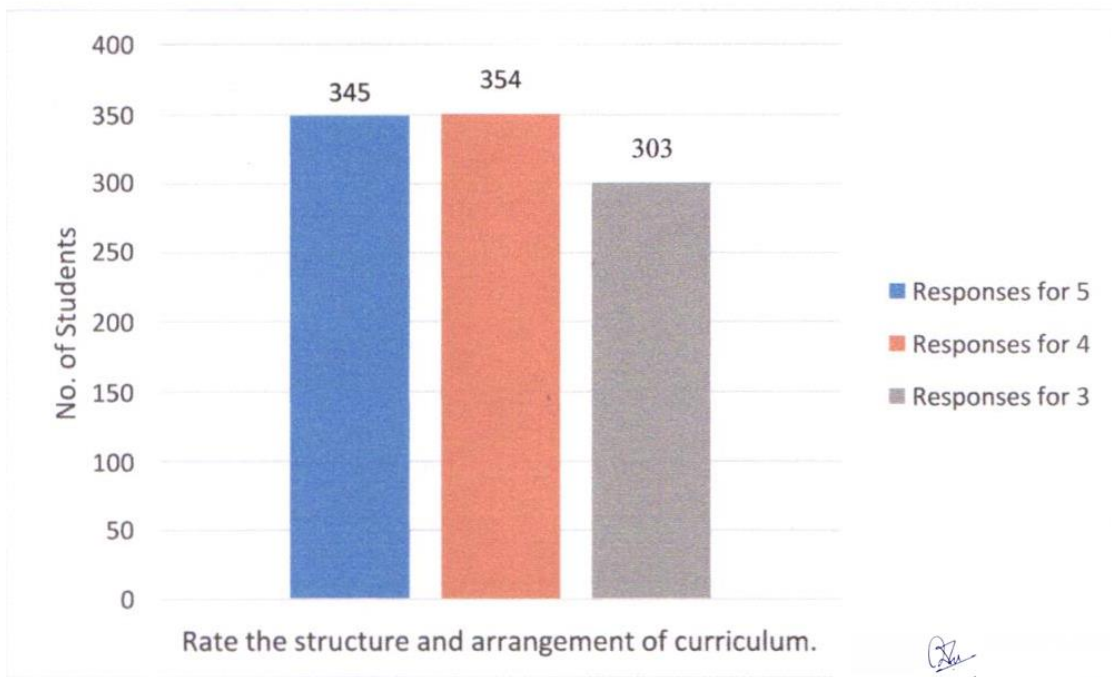
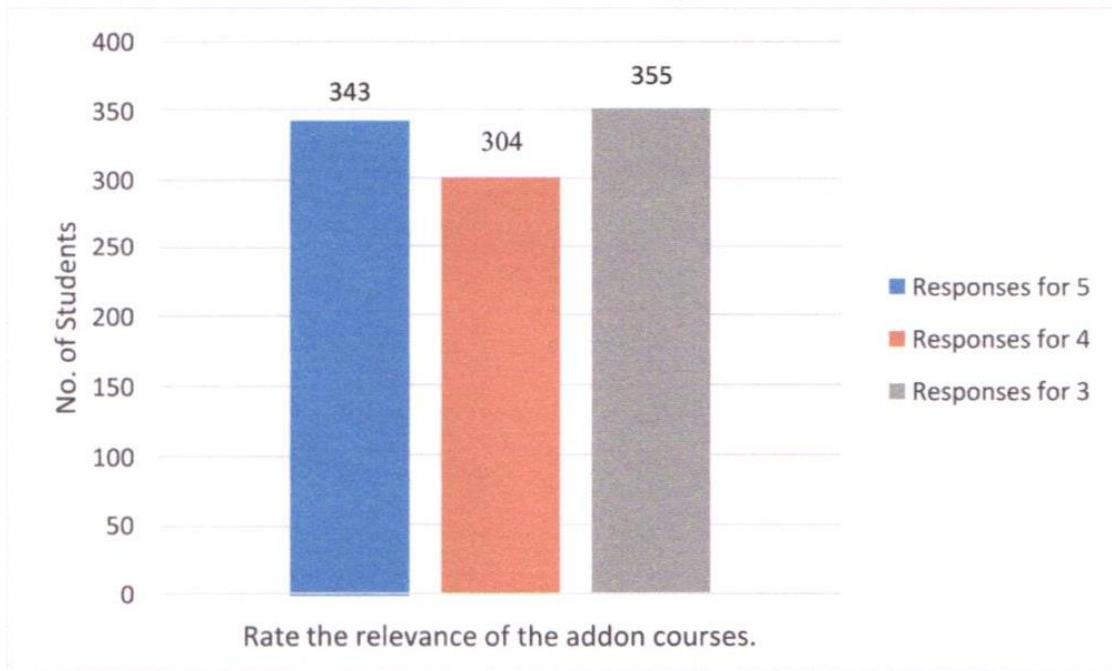
The IQAC team of the institution has collected feedback on curriculum from students as part of quality monitoring and quality assurance practices implemented in the institution. Feedback is usually collected during the academic session. The feedback link is also available in the website and all students are encouraged to fill in the feedback form.


The data so collected by using an online software is also analyzed by the software and the result is reviewed by the IQAC team. Recommendations are prepared and forwarded to the management. Action taken report is also prepared department wise for follow up actions.

The analysis report is forwarded to the management which is in turn forwarded to relevant stakeholders. The following is the analysis of number of responses per question.








 Principal
 Swami Vivekananda Institute of
 Modern Science
 Bonarpur Stn. Road, Karbala
 P.S.-Harandrapur, Koi-103



Average score

The IQAC team has also analyzed the overall responses and the average score per question. In order to achieve this, responses for each question were collected in a scale of 1-5, with 5 being the most favorable and 1 being least favorable. The average score was calculated over total responses collected over time for all the programs and it was analyzed by using the software.

Recommendations are prepared and forwarded to the management. Action taken report is also prepared department wise for follow up actions.

The following is the analysis of average score per question.

How do you rate matching of the curriculum with the current industry needs? *Average Score 4.046*

How do you rate the appropriateness of the course objectives and the content given in the syllabus? *Average Score 4.025*

How do you rate the proportion of theory and laboratory courses in the syllabus? *Average Score 4.002*

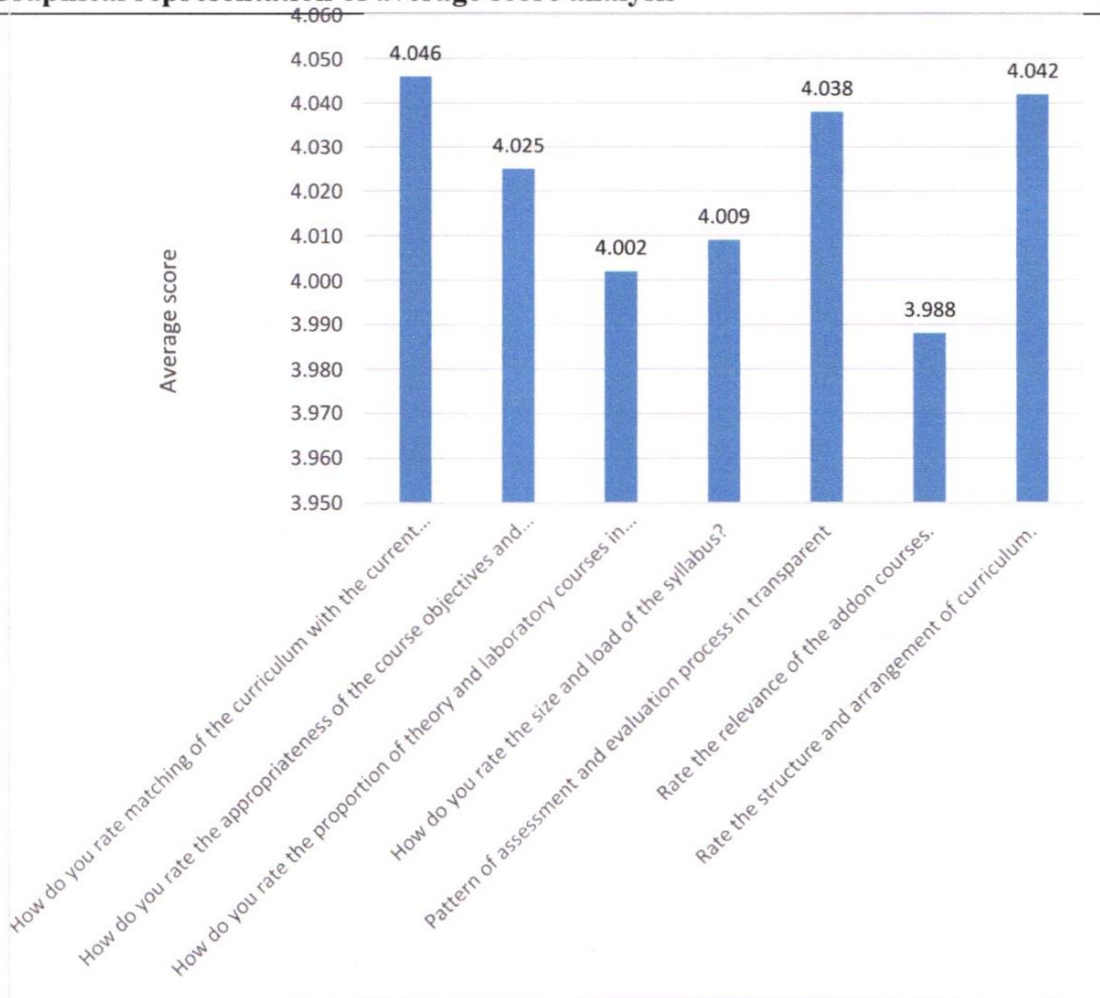
How do you rate the size and load of the syllabus? *Average Score 4.009*

Pattern of assessment and evaluation process in transparent. *Average Score 4.038*

Rate the relevance of the add-on courses. *Average Score 3.988*

Rate the structure and arrangement of curriculum. *Average Score 4.042*

Graphical representation of average score analysis



Conclusion

Feedback analysis and action taken report is a regular quality monitoring and quality assurance activity of the IQAC team of the institution. Feedback is collected during the academic session and reports are analyzed. The recommendations are also reviewed and appropriate actions are taken. The actions taken are noted in the IQAC Annual Quality Assurance Report and submitted in the yearly reports.

In case there is any recommendation that requires detailed planning and effort to implement, the same is noted in the Plan of Action of IQAC for the subsequent year in the AQAR. The activities are monitored and outcome is mentioned in the Actions Taken in the next year AQAR.

Curriculum feedback analysis of Students: 2019-2020

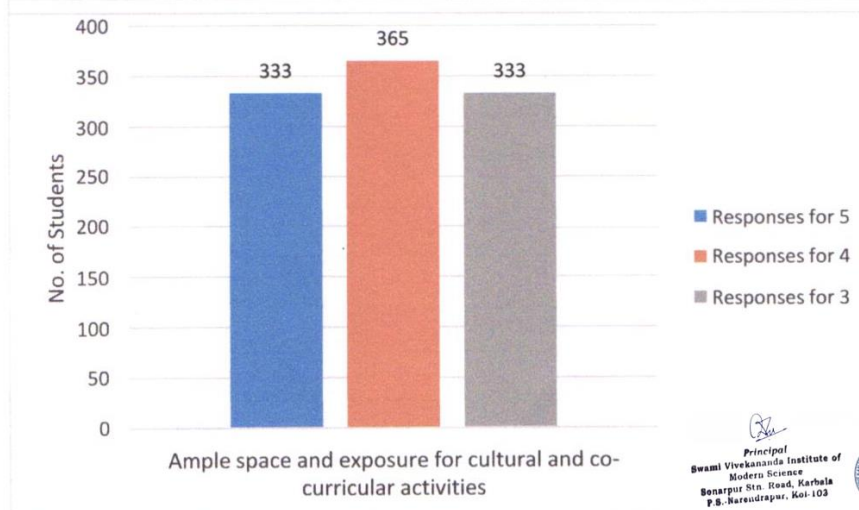
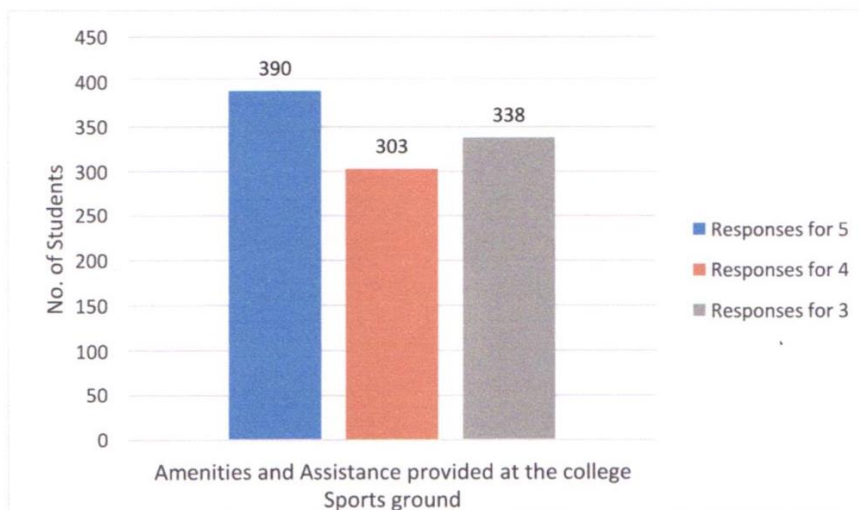
Institution Ambience Feedback

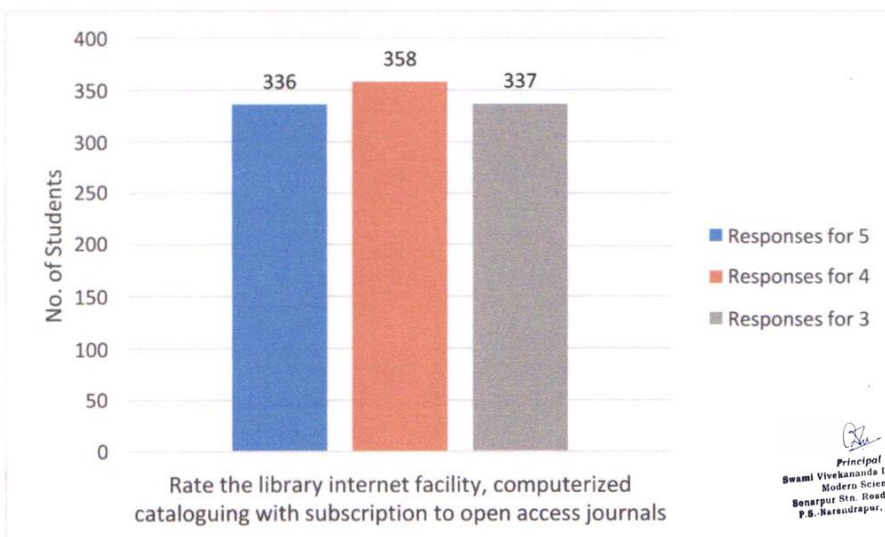
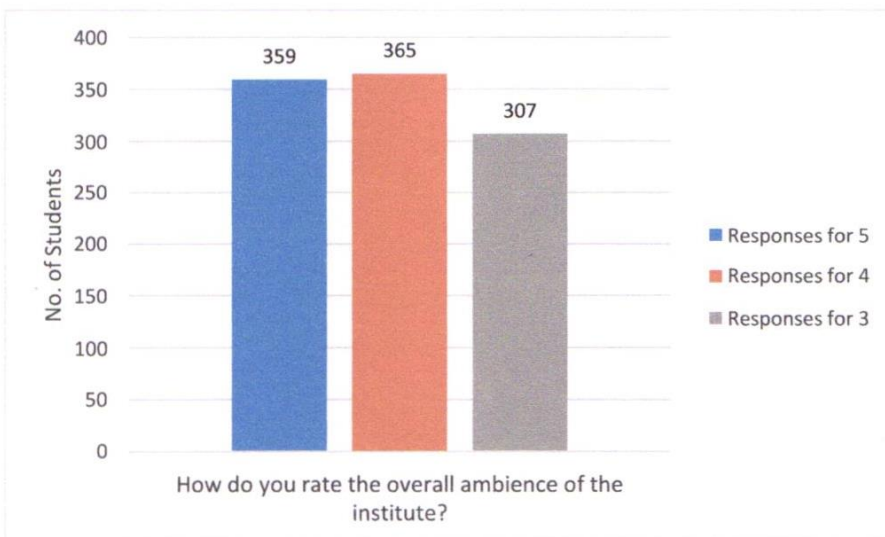
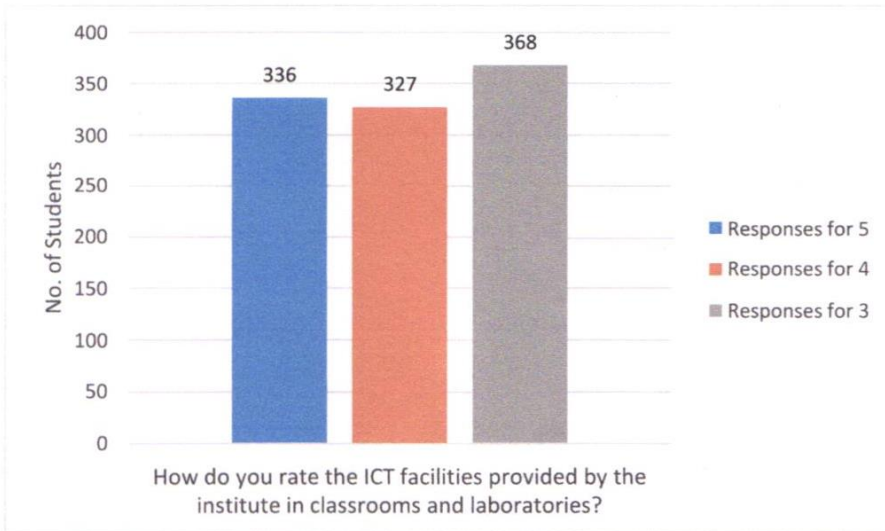
Introduction

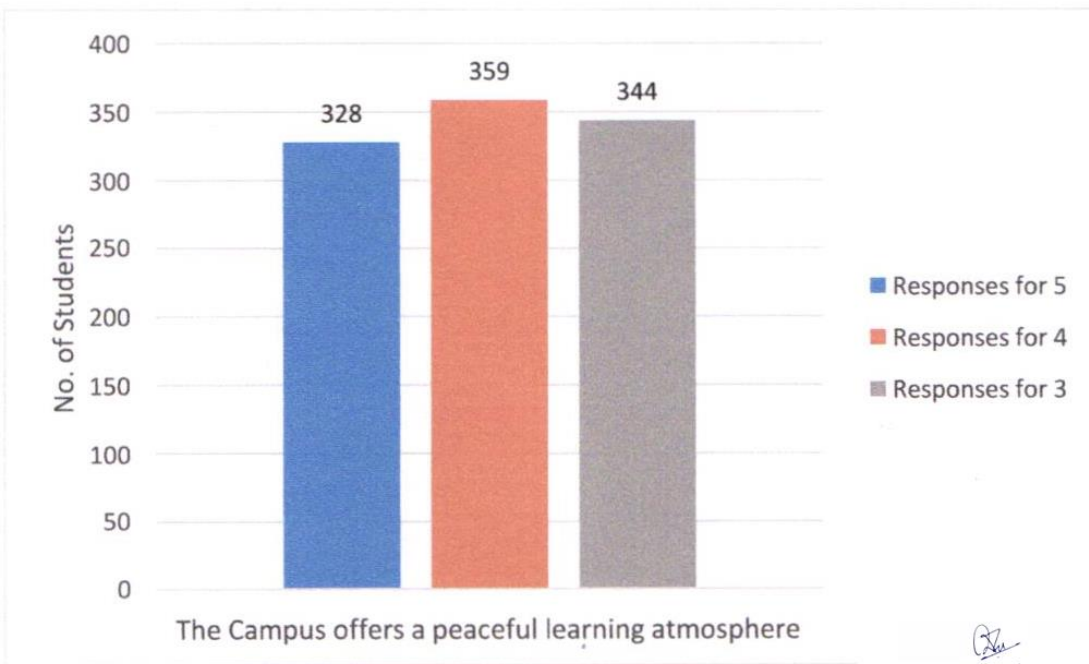
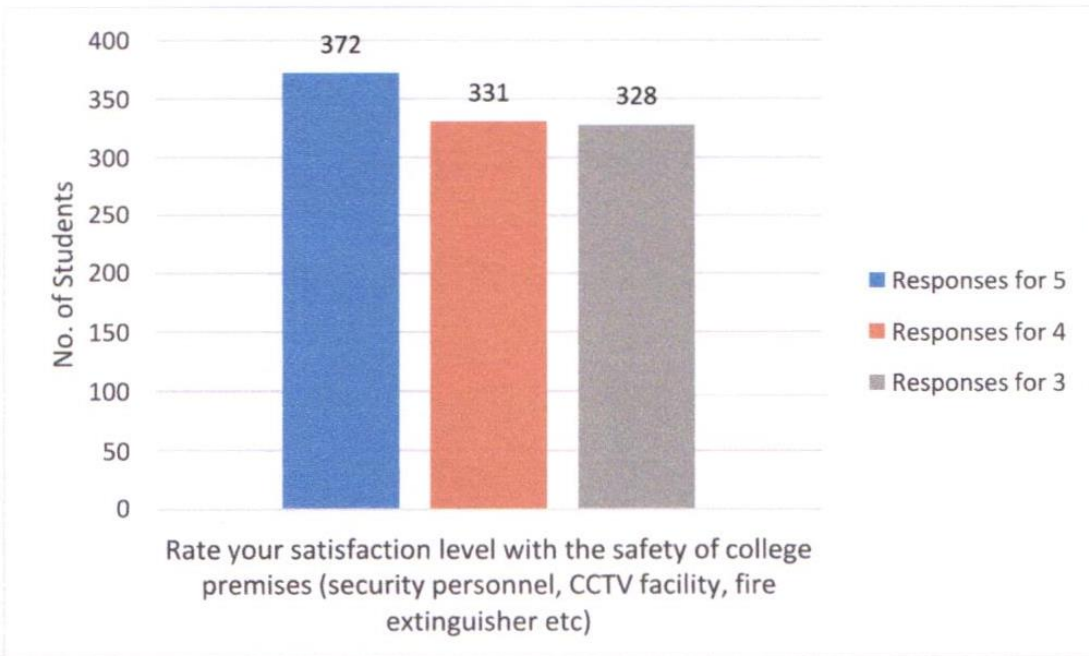
The IQAC team of the institution has collected feedback on curriculum from students as part of quality monitoring and quality assurance practices implemented in the institution. Feedback is usually collected during the academic session. The feedback link is also available in the website and all students are encouraged to fill in the feedback form.


The data so collected by using an online software is also analyzed by the software and the result is reviewed by the IQAC team. Recommendations are prepared and forwarded to the management. Action taken report is also prepared department wise for follow up actions.

The analysis report is forwarded to the management which is in turn forwarded to relevant stakeholders. The following is the analysis of number of responses per question.








Principal
Swami Vivekananda Institute of
Modern Science
Bonarpur Stn. Road, Karhala
P.S.-Narendrapur, Kol-102



Average score

The IQAC team has also analyzed the overall responses and the average score per question. In order to achieve this, responses for each question were collected in a scale of 1-5, with 5 being the most favorable and 1 being least favorable. The average score was calculated over total responses collected over time for all the programs and it was analyzed by using the software.

Recommendations are prepared and forwarded to the management. Action taken report is also prepared department wise for follow up actions.

The following is the analysis of average score per question.

Amenities and Assistance provided at the college Sports ground *Average Score 4.045*

Ample space and exposure for cultural and co-curricular activities *Average Score 3.998*


How do you rate the ICT facilities provided by the institute in classrooms and laboratories? *Average Score 3.962*

How do you rate the overall ambience of the institute? *Average Score 4.05*

Rate the library internet facility, computerized cataloguing with subscription to open access journals *Average Score 3.998*

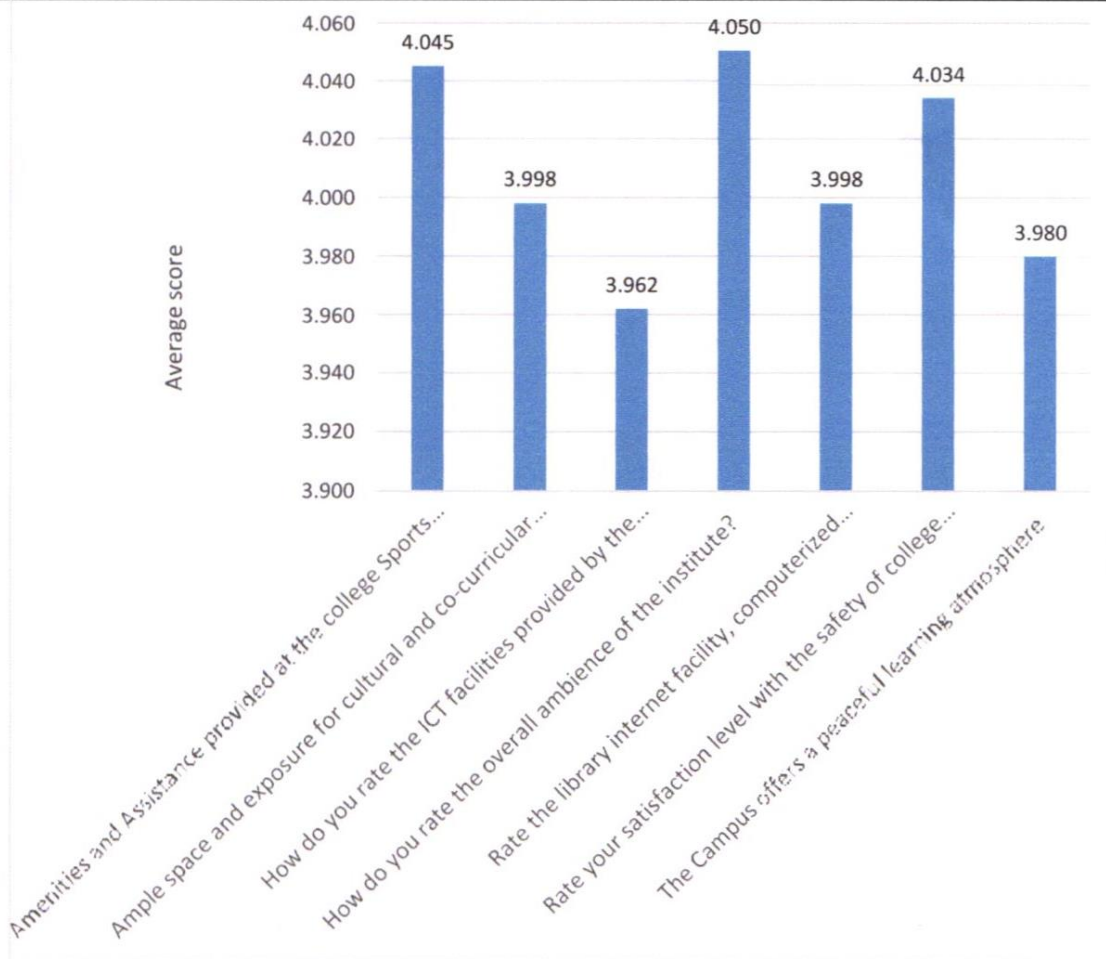
Rate your satisfaction level with the safety of college premises (security personnel, CCTV facility, fire extinguisher etc) *Average Score 4.034*

The Campus offers a peaceful learning atmosphere *Average Score 3.98*


Principal
Swami Vivekananda Institute of
Modern Science
Bonarpur Stn. Road, Karbala
P.B. Narendrapur, Koi-103



Graphical representation of average score analysis



Conclusion

Feedback analysis and action taken report is a regular quality monitoring and quality assurance activity of the IQAC team of the institution. Feedback is collected during the academic session and reports are analyzed. The recommendations are also reviewed and appropriate actions are taken. The actions taken are noted in the IQAC Annual Quality Assurance Report and submitted in the yearly reports.

In case there is any recommendation that requires detailed planning and effort to implement, the same is noted in the Plan of Action of IQAC for the subsequent year in the AQAR. The activities are monitored and outcome is mentioned in the Actions Taken in the next year AQAR.

Faculty feedback analysis: 2019-2020

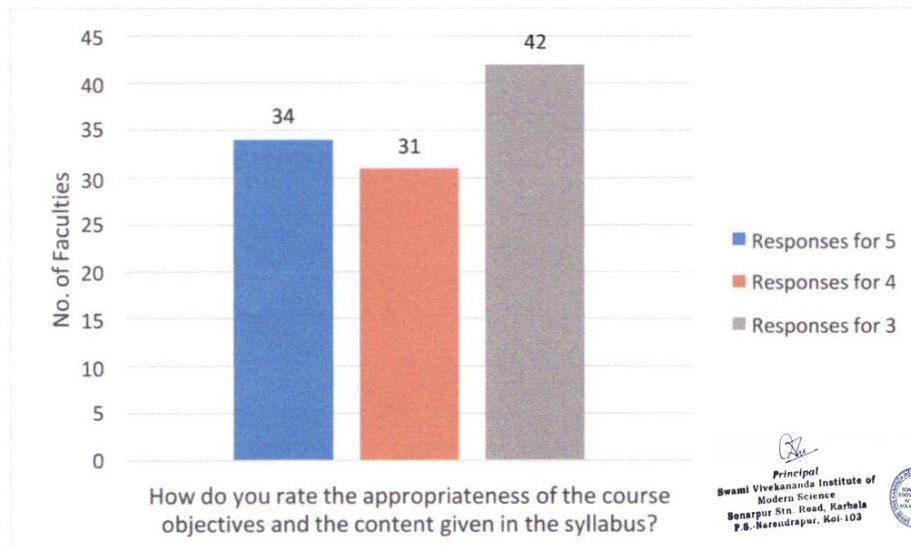
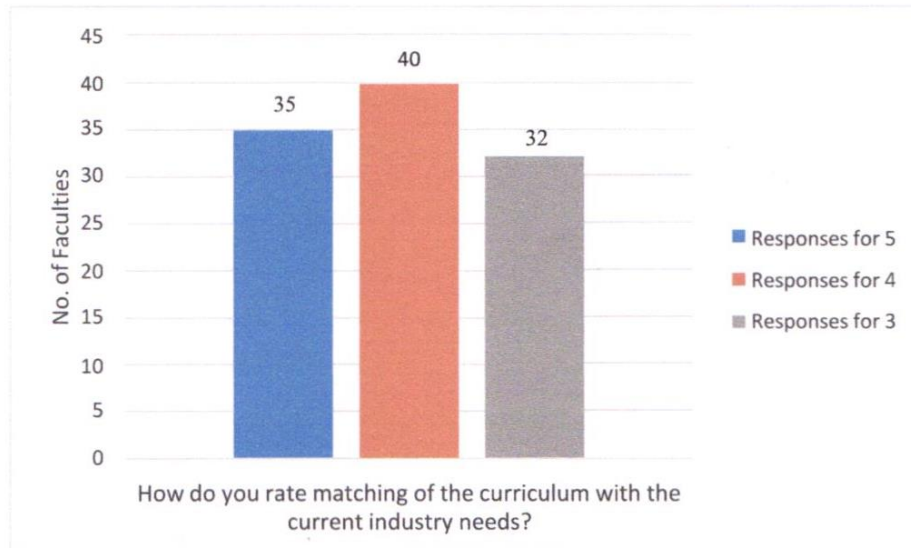
Academic Performance Feedback

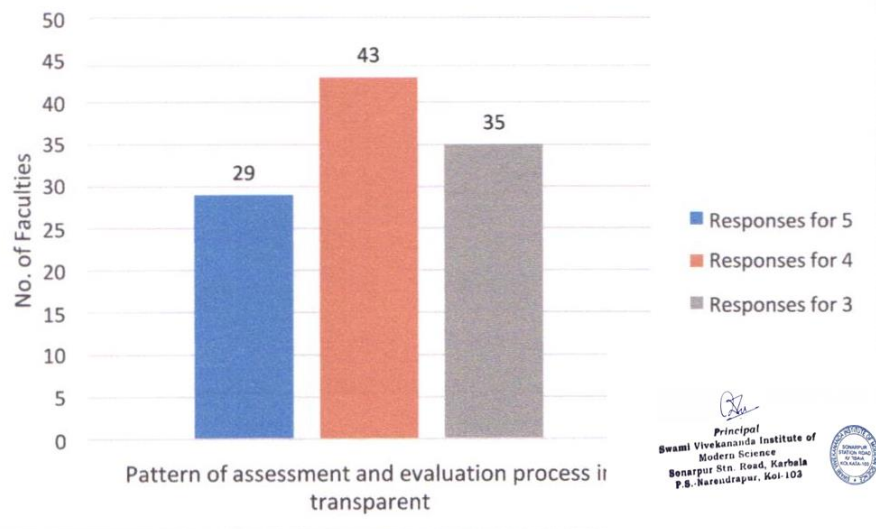
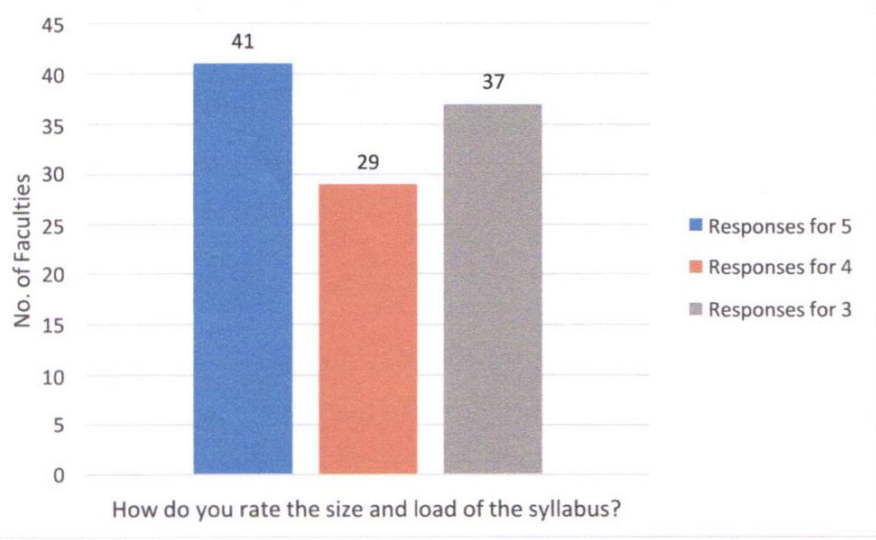
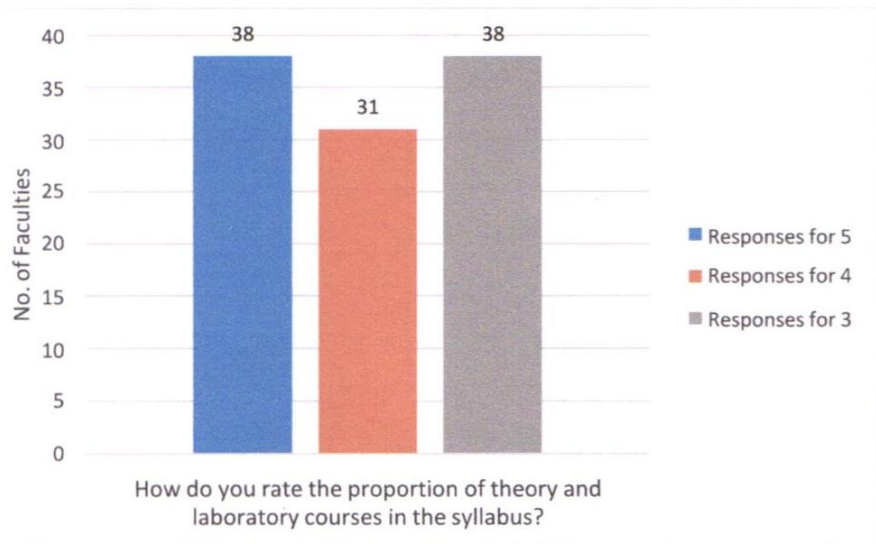
Introduction

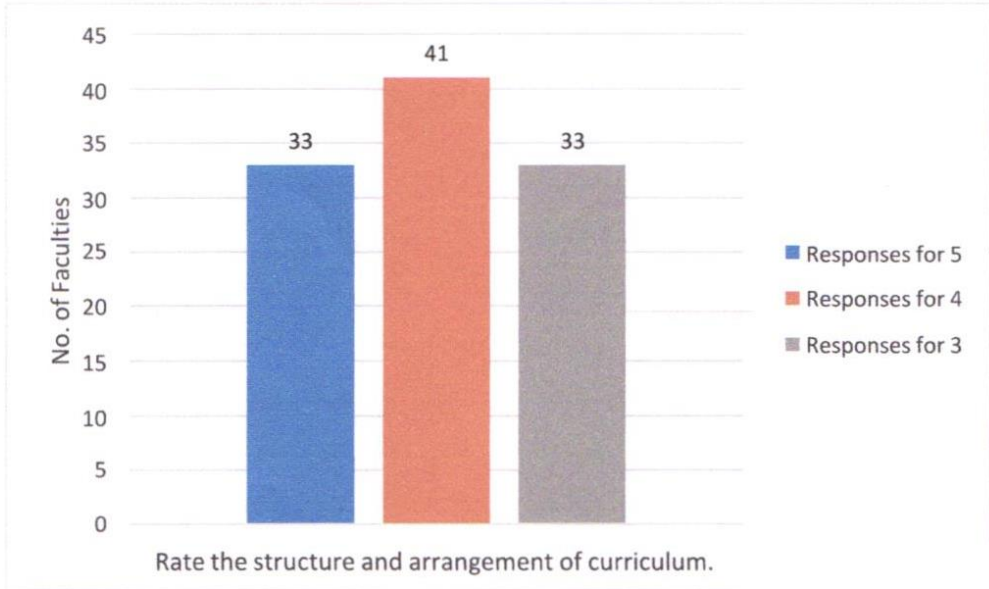
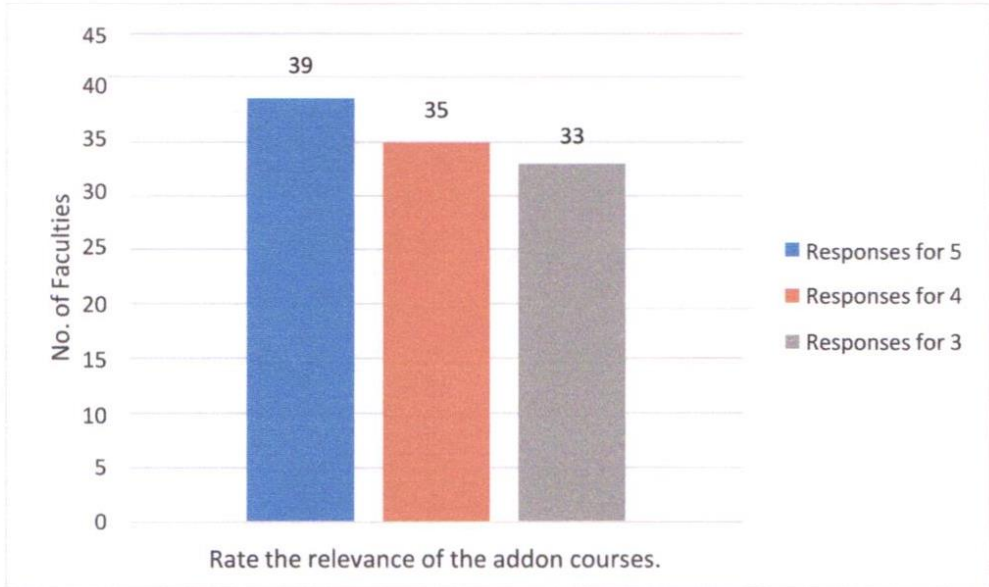
The IQAC team of the institution has collected feedback from the faculties as part of quality monitoring and quality assurance practices implemented in the institution. Feedback is collected during the academic session. The feedback link is also available in the website and faculties are encouraged to fill in the feedback form.

The data so collected by using an online software is also analyzed by the software and the result is reviewed by the IQAC team. Recommendations are prepared and forwarded to the management. Action taken report is also prepared department wise for follow up actions.

The following is the analysis of number of responses per question.







Average score

The IQAC team has also analyzed the overall responses and the average score per question. In order to achieve this, responses for each question were collected in a scale of 1-5, with 5 being the most favorable and 1 being least favorable. The average score was calculated over total responses collected over time for all the programs and it was analyzed by using the software.

Recommendations are prepared and forwarded to the management. Action taken report is also prepared department wise for follow up actions.

The following is the analysis of average score per question.

How do you rate matching of the curriculum with the current industry needs?
Average Score 4.028

How do you rate the appropriateness of the course objectives and the content given in the syllabus? *Average Score 3.925*


How do you rate the proportion of theory and laboratory courses in the syllabus? *Average Score 4*

How do you rate the size and load of the syllabus? *Average Score 4.037*

Pattern of assessment and evaluation process in transparent. *Average Score 3.944*

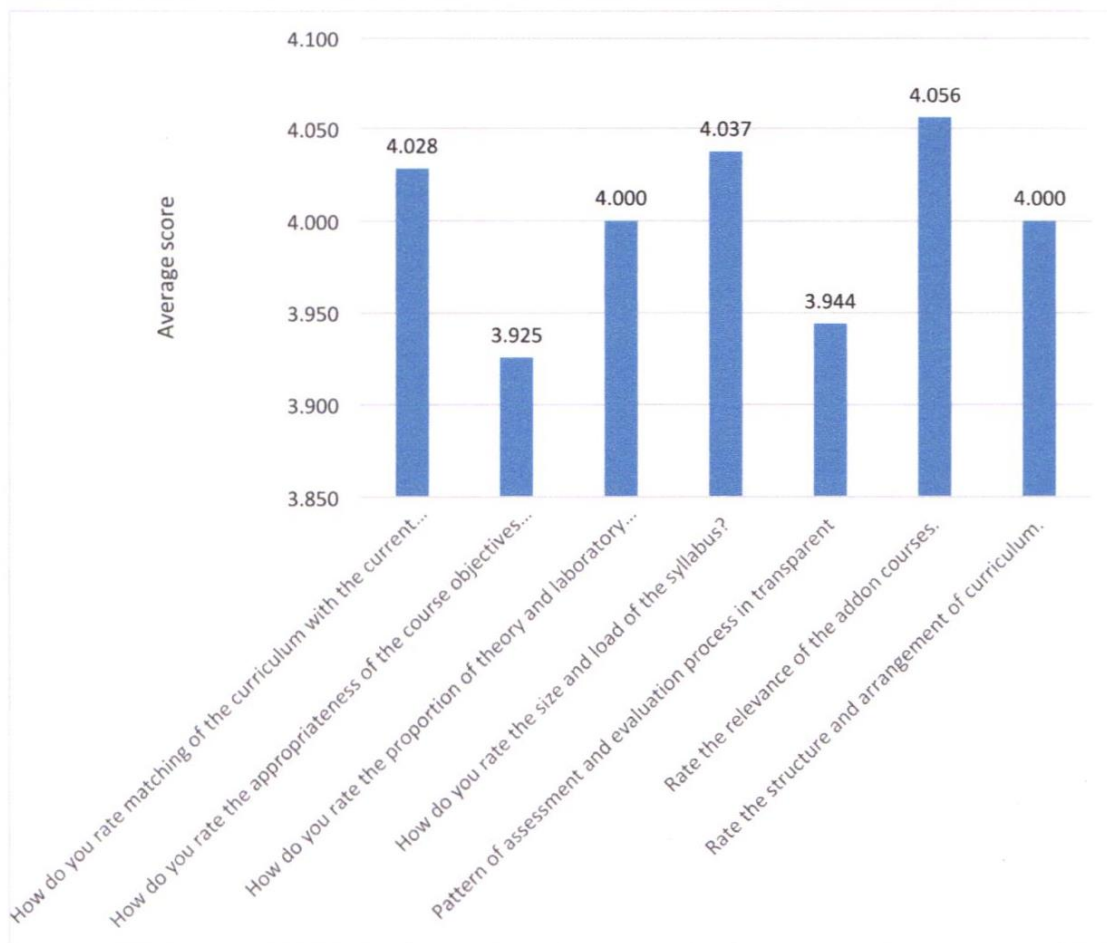
Rate the relevance of the addon courses. *Average Score 4.056*

Rate the structure and arrangement of curriculum.
Average Score 4


Principal
Swami Vivekananda Institute of
Modern Science
Bonapur Stn. Road, Karhala
P.S. Narenderpur, Kol-103



Graphical representation of average score analysis



Conclusion

Feedback analysis and action taken report is a regular quality monitoring and quality assurance activity of the IQAC team of the institution. Feedback is collected during the academic session and reports are analyzed. The recommendations are also reviewed and appropriate actions are taken. The actions taken are noted in the IQAC Annual Quality Assurance Report and submitted in the yearly reports.

In case there is any recommendation that requires detailed planning and effort to implement, the same is noted in the Plan of Action of IQAC for the subsequent year in the AQAR. The activities are monitored and outcome is mentioned in the Actions Taken in the next year AQAR.

Faculty feedback analysis: 2019-2020

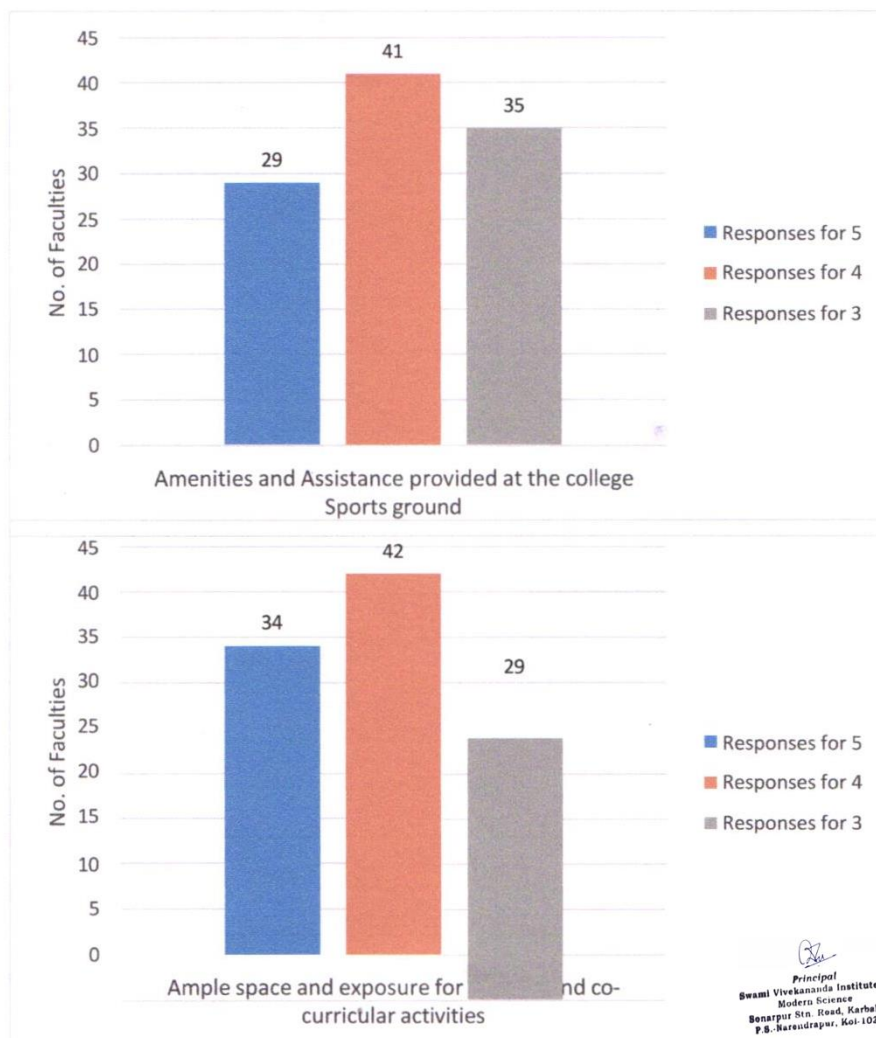
Institution Ambience Feedback

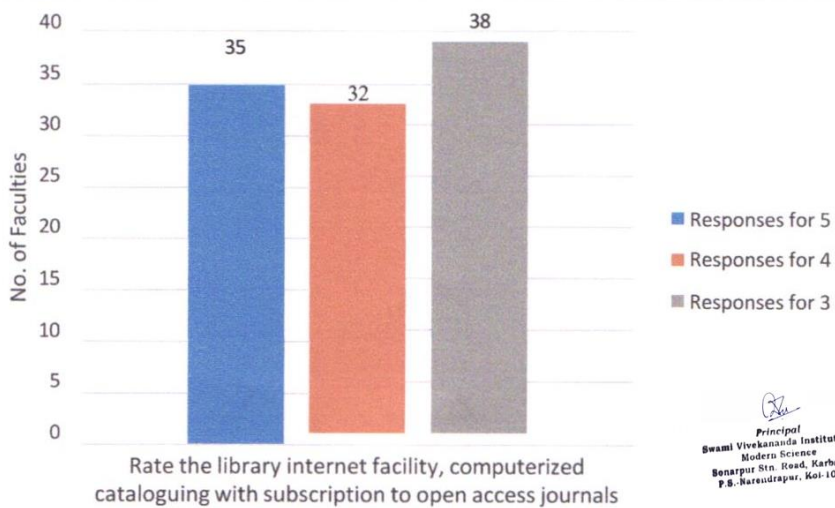
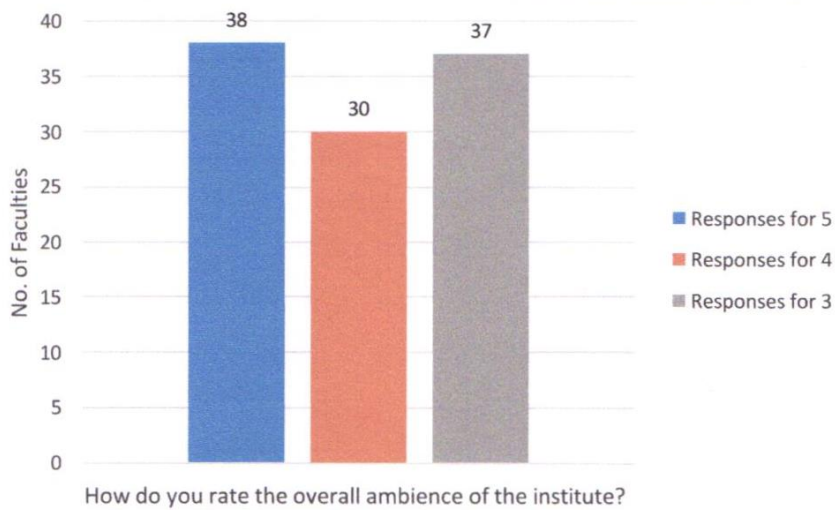
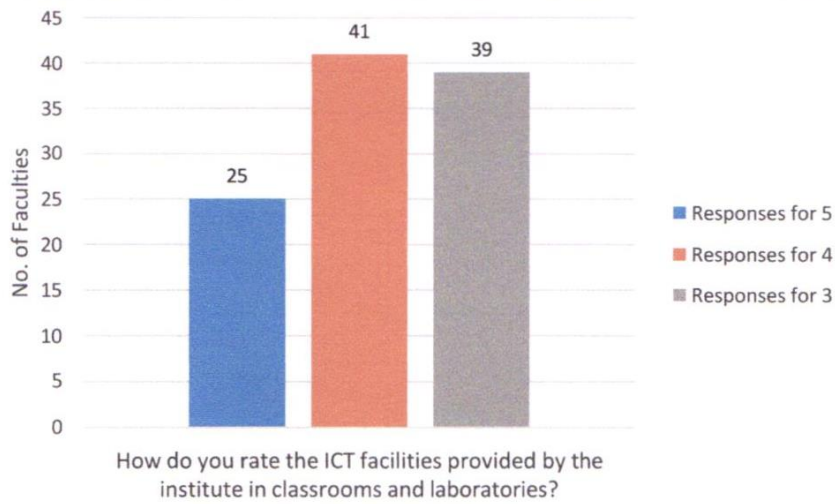
Introduction

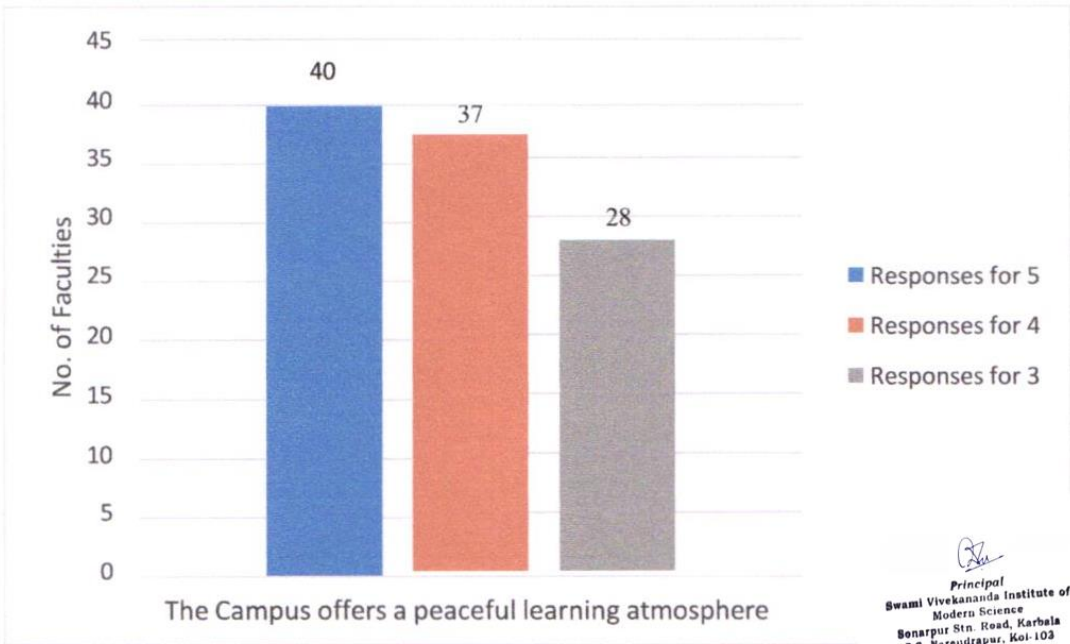
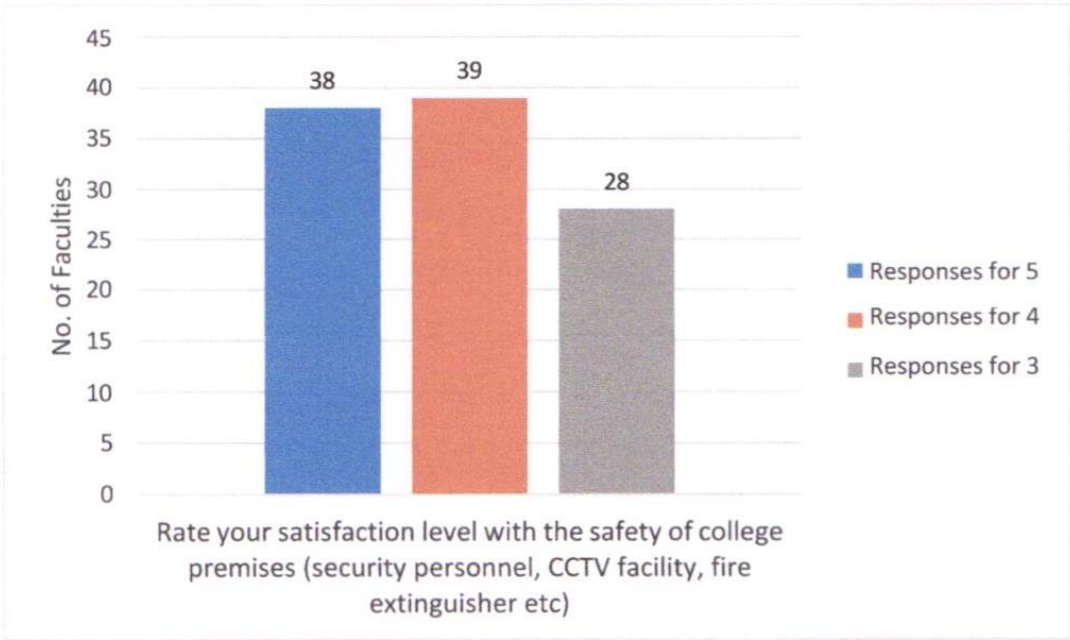
The IQAC team of the institution has collected feedback from the faculties as part of quality monitoring and quality assurance practices implemented in the institution. Feedback is usually collected during the academic session. The feedback link is also available in the website and faculties are encouraged to fill in the feedback form.


The data so collected by using an online software is also analyzed by the software and the result is reviewed by the IQAC team. Recommendations are prepared and forwarded to the management. Action taken report is also prepared department wise for follow up actions.

The following is the analysis of number of responses per question.








 Principal
 Swami Vivekananda Institute of
 Modern Science
 Bonarpur Stn. Road, Karbala
 P.S. Narendrapur, Koi-103



Average score

The IQAC team has also analyzed the overall responses and the average score per question. In order to achieve this, responses for each question was collected in a scale of 1-5, with 5 being the most favorable and 1 being least favorable. The average score was calculated over total responses collected over time for all the programs and it was analyzed by using the software.

Recommendations are prepared and forwarded to the management. Action taken report is also prepared department wise for follow up actions.

The following is the analysis of average score per question.

Amenities and Assistance provided at the college Sports ground *Average Score 3.943*

Ample space and exposure for cultural and co-curricular activities *Average Score 4.048*


How do you rate the ICT facilities provided by the institute in classrooms and laboratories? *Average Score 3.867*

How do you rate the overall ambience of the institute? *Average Score 4.01*

Rate the library internet facility, computerized cataloguing with subscription to open access journals *Average Score 3.971*

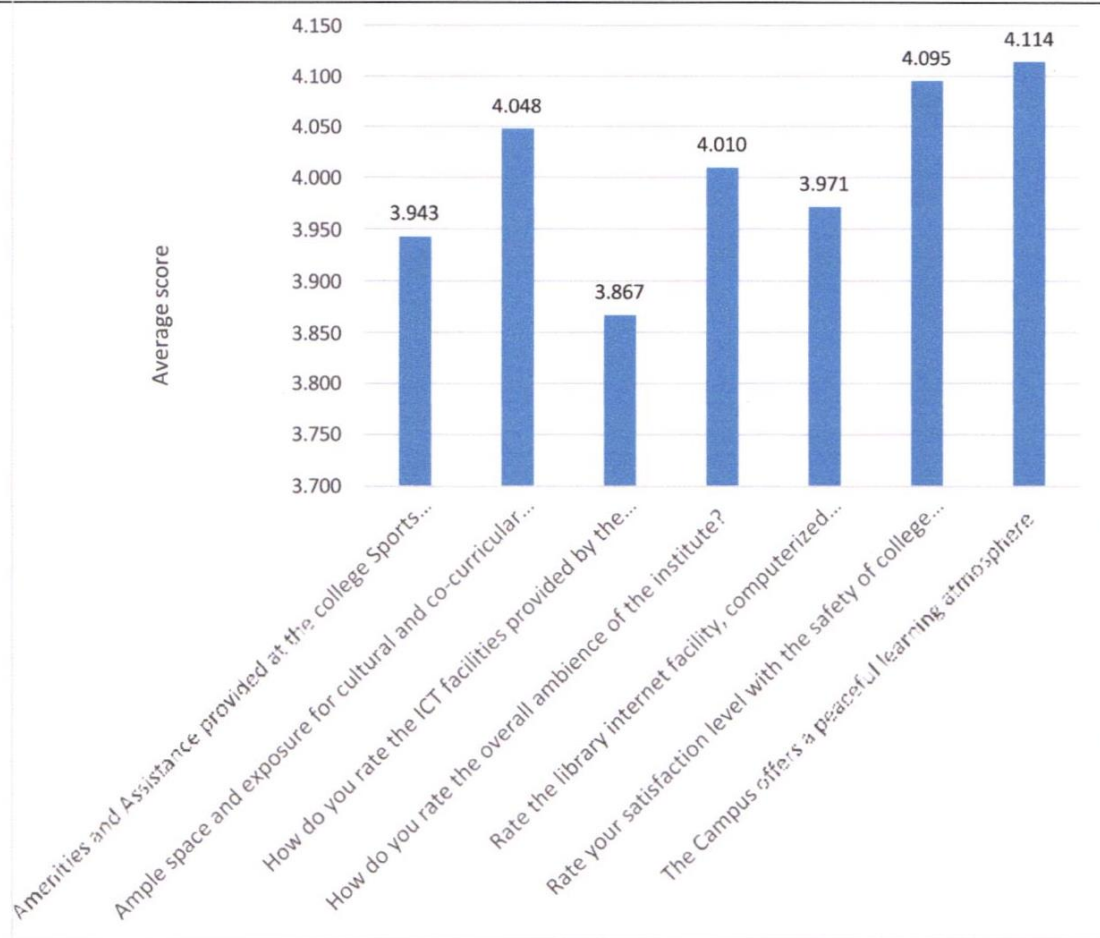
Rate your satisfaction level with the safety of college premises (security personnel, CCTV facility, fire extinguisher etc) *Average Score 4.095*

The Campus offers a peaceful learning atmosphere *Average Score 4.114*


Principal
Swami Vivekananda Institute of
Modern Science
Sonapur Stn. Road, Karhala
P.S.-Nareन्द्रपुर, Koi-103



Graphical representation of average score analysis



Conclusion

Feedback analysis and action taken report is a regular quality monitoring and quality assurance activity of the IQAC team of the institution. Feedback is collected during the academic session and reports are analyzed. The recommendations are also reviewed and appropriate actions are taken. The actions taken are noted in the IQAC Annual Quality Assurance Report and submitted in the yearly reports.

In case there is any recommendation that requires detailed planning and effort to implement, the same is noted in the Plan of Action of IQAC for the subsequent year in the AQAR. The activities are monitored and outcome is mentioned in the Actions Taken in the next year AQAR.

Alumni feedback analysis: 2020-2021

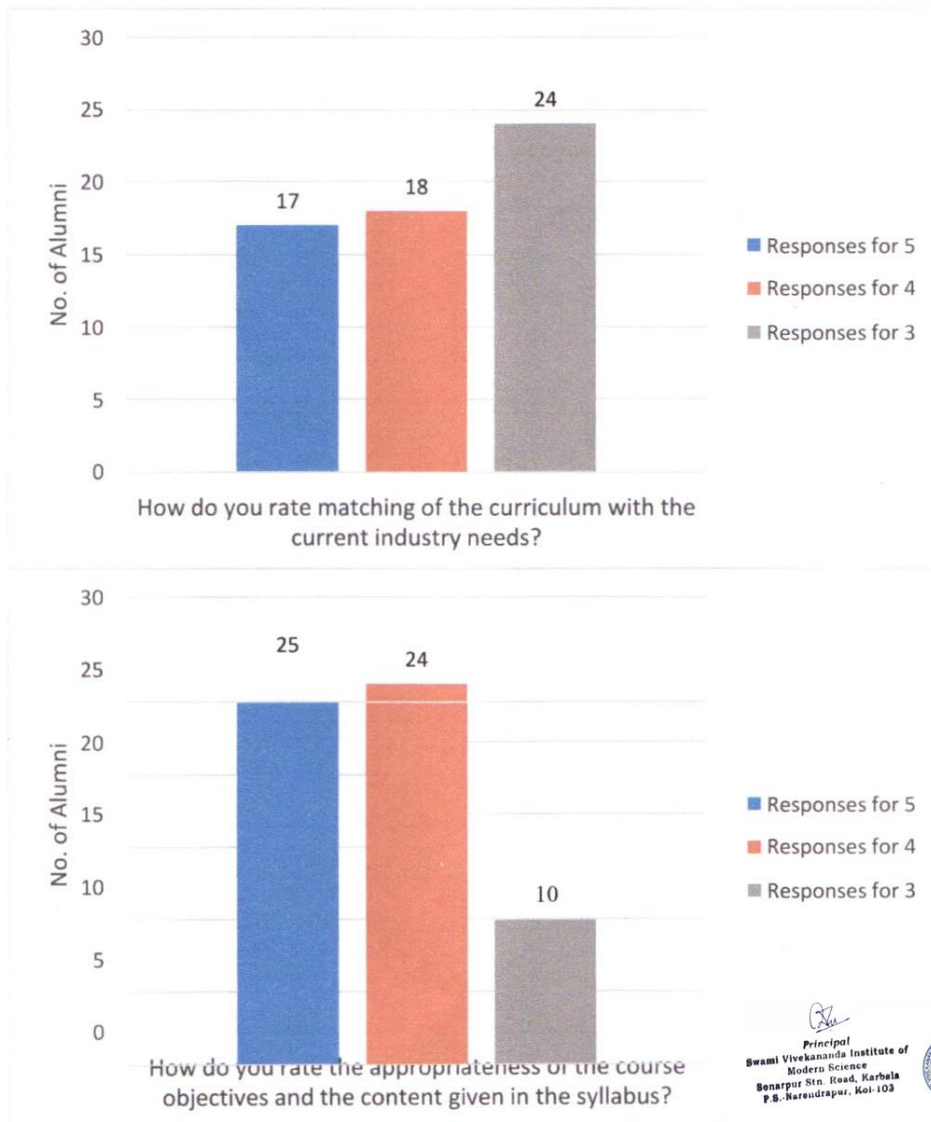
Academic Performance Feedback

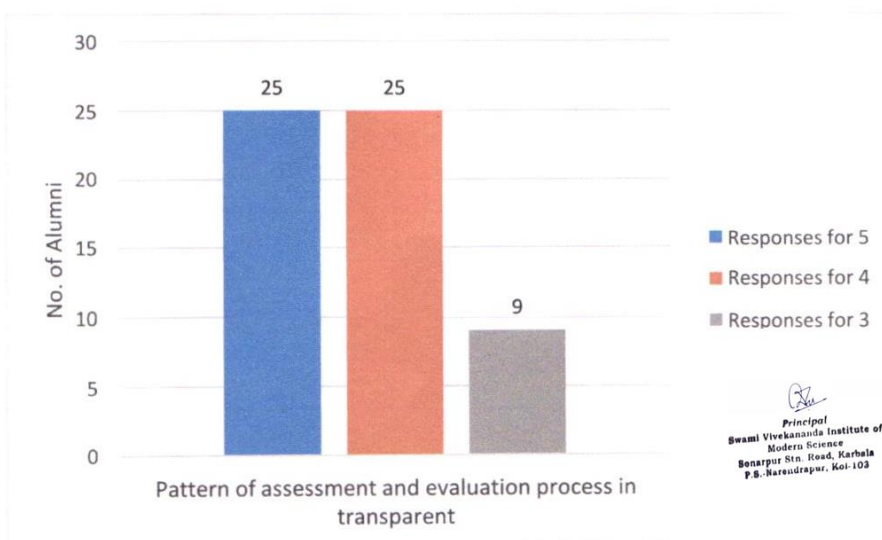
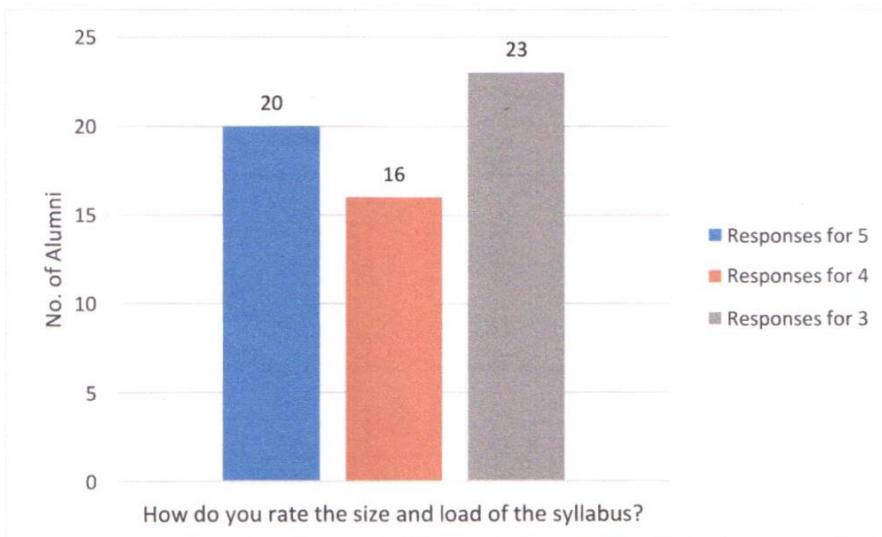
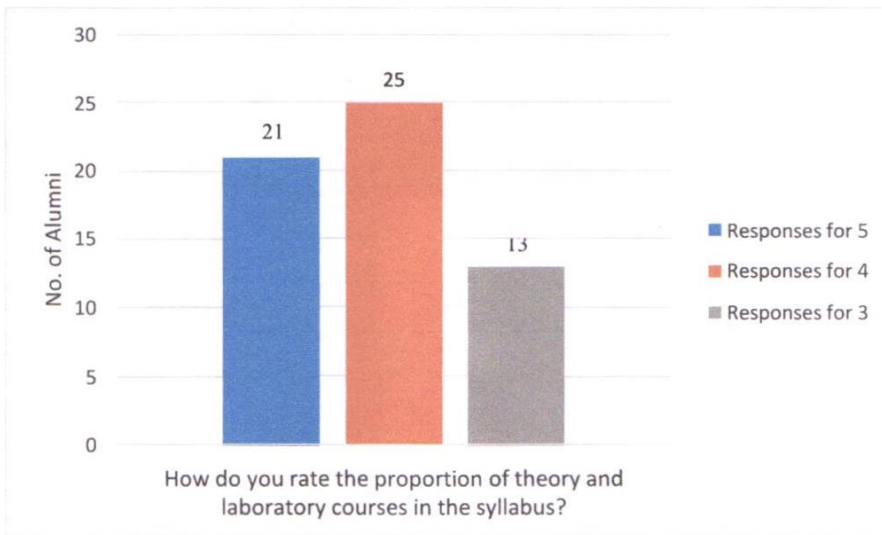
Introduction

The IQAC team of the institution has collected feedback from the alumni as part of quality monitoring and quality assurance practices implemented in the institution. Feedback is usually collected during the Alumni meet held every year. The feedback link is also available in the website and alumni are encouraged to fill in the feedback form.

The data so collected by using an online software is also analyzed by the software and the result is reviewed by the IQAC team. Recommendations are prepared and forwarded to the management. Action taken report is also prepared for follow up actions.

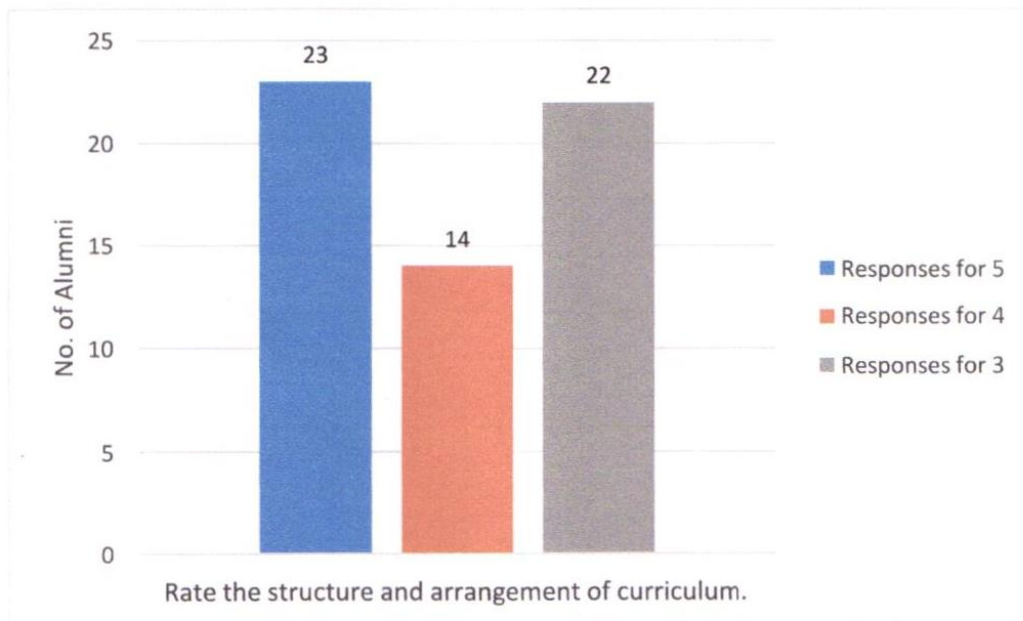
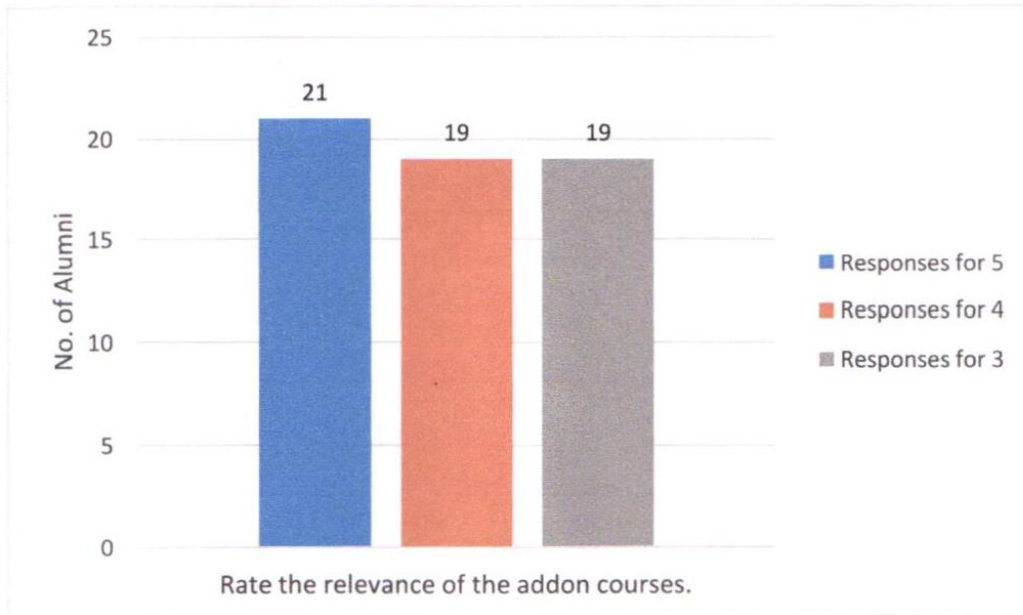
The following is the analysis of number of responses per question.





Principal
Swami Vivekananda Institute of
Modern Science
Bonapur Stn. Road, Karhala
P.O. Harendrapur, Koi-103






Average score

The IQAC team has also analyzed the overall responses and the average score per question. In order to achieve this, responses for each question were collected in a scale of 1-5, with 5 being the most favourable and 1 being least favourable. The average score was calculated over total responses collected over time for all the programs and it was analyzed by using the software.

Recommendations are prepared and forwarded to the management. Action taken report is also prepared department wise for follow up actions.

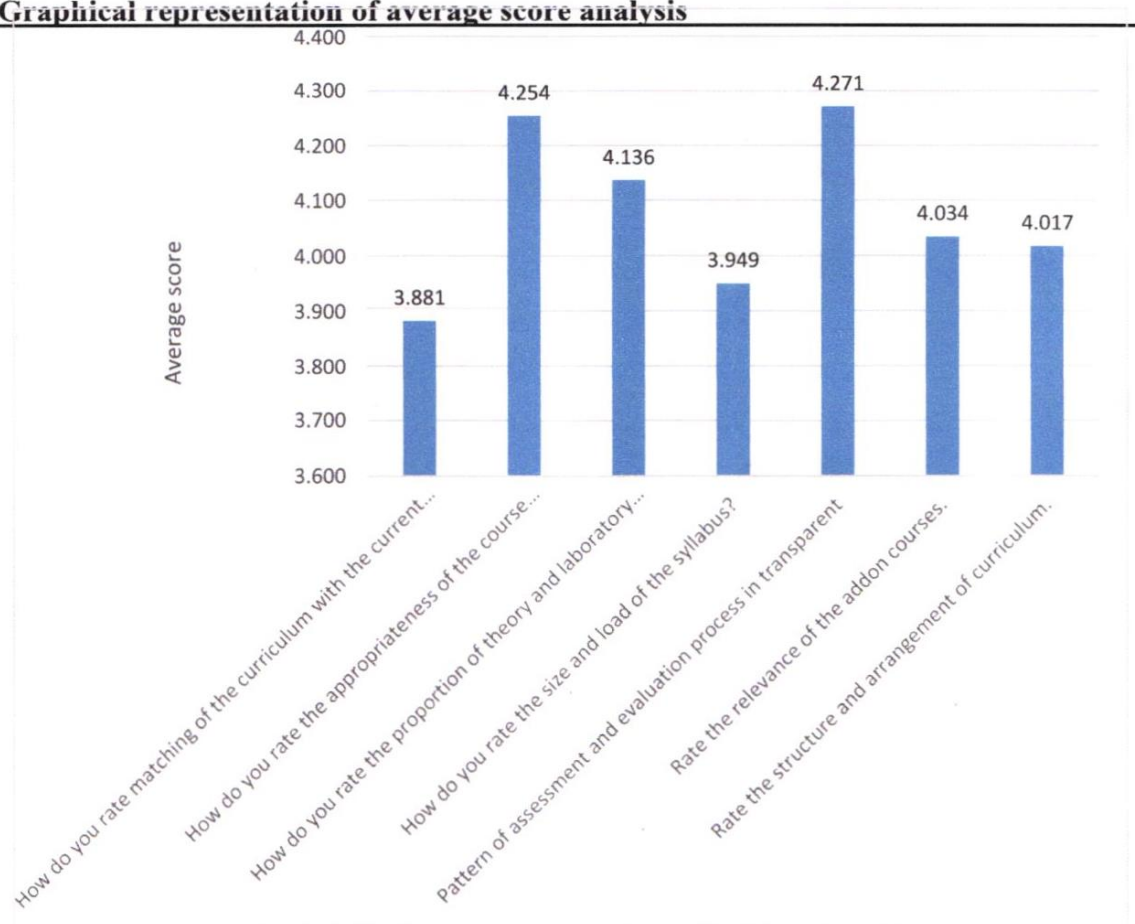
The following is the analysis of average score per question.

How do you rate matching of the curriculum with the current industry needs? <i>Average Score 3.881</i>	How do you rate the appropriateness of the course objectives and the content given in the syllabus? <i>Average Score 4.254</i>	How do you rate the proportion of theory and laboratory courses in the syllabus? <i>Average Score 4.136</i>
How do you rate the size and load of the syllabus? <i>Average Score 3.949</i>	Pattern of assessment and evaluation process in transparent. <i>Average Score 4.271</i>	Rate the relevance of the add-on courses. <i>Average Score 4.034</i>
Rate the structure and arrangement of curriculum. <i>Average Score 4.017</i>		


Principal
Swamiji Vivekananda Institute of
Modern Science
Bhatnagar Str. Road, Karhala
P. O. Narendrapur, Kori 103



Graphical representation of average score analysis



Conclusion

Feedback analysis and action taken report is a regular quality monitoring and quality assurance activity of the IQAC team of the institution. Feedback is collected during alumni meet and reports are analyzed. Therecommendations are also reviewed and appropriate actions are taken. The actions taken are noted in the IQAC Annual Quality Assurance Report and submitted in the yearly reports.

In case there is any recommendation that requires detailed planning and effort to implement, the same is noted in the Plan of Action of IQAC for the subsequent year in the AQAR. The activities are monitored and outcome is mentioned in the Actions Taken in the next year AQAR.

Alumni feedback analysis: 2020-2021

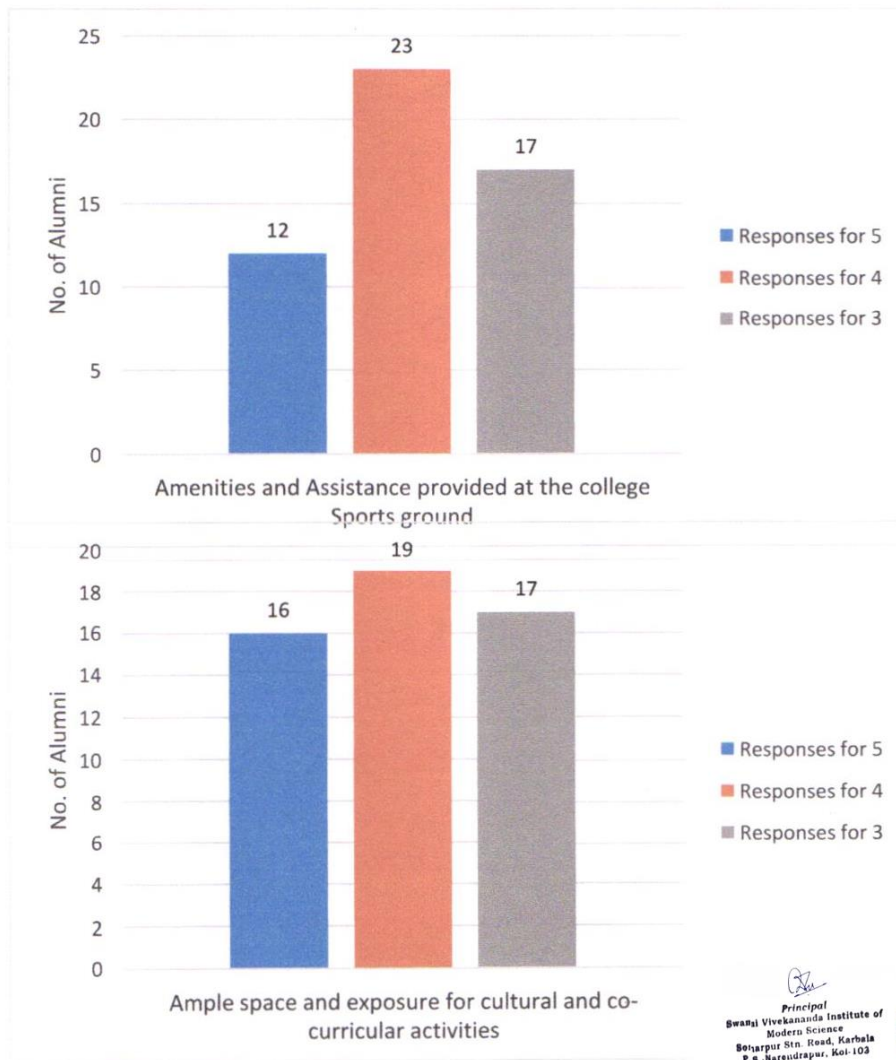
Institution Ambience Feedback

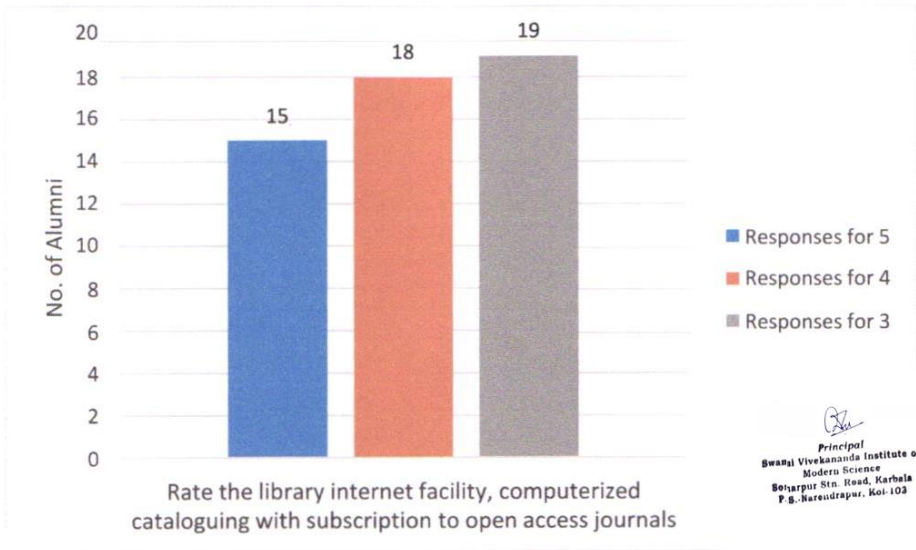
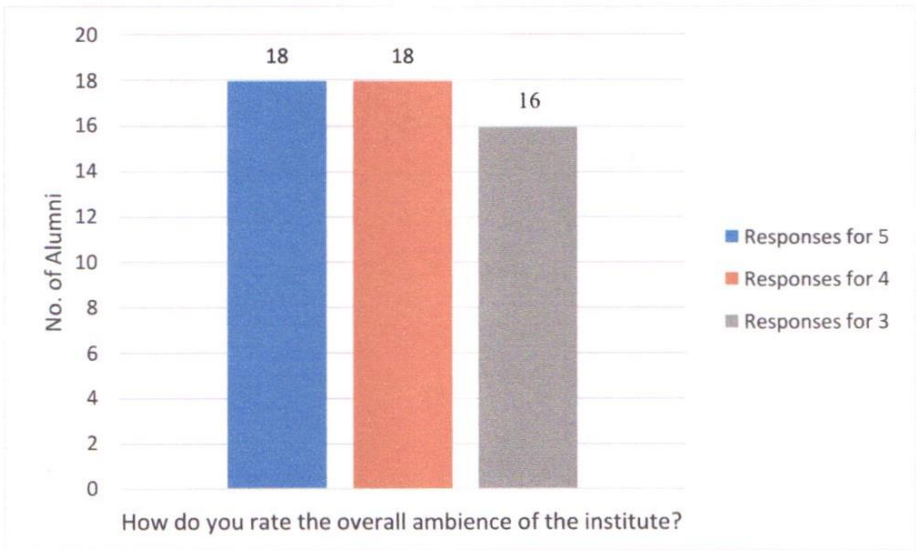
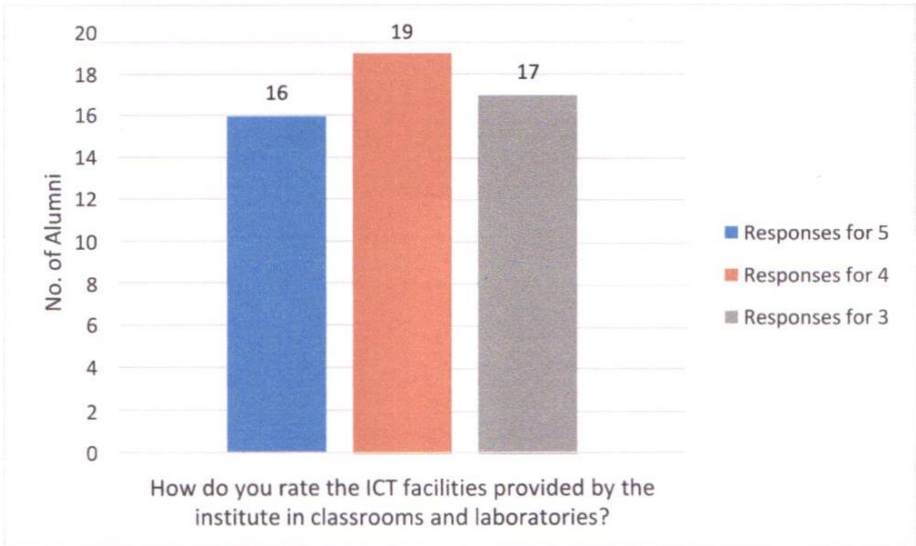
Introduction

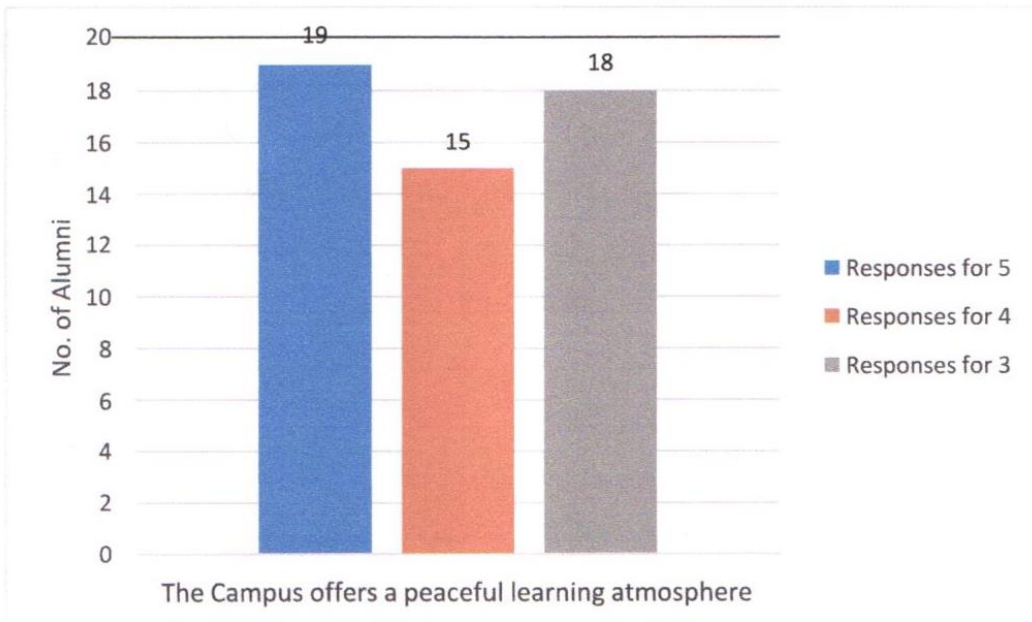
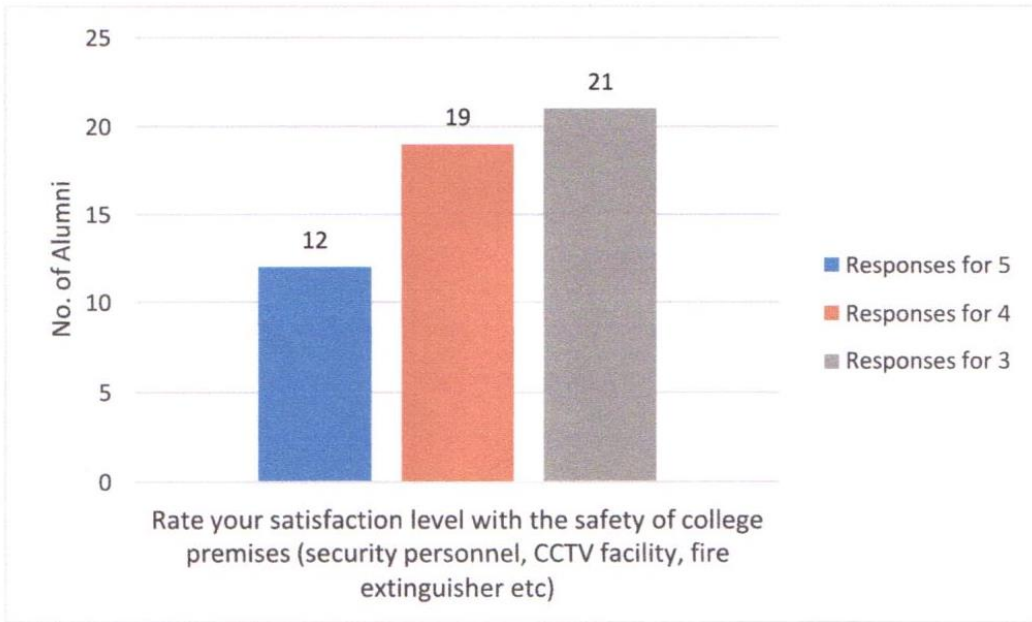
The IQAC team of the institution has collected feedback from the alumni as part of quality monitoring and quality assurance practices implemented in the institution. Feedback is usually collected during the Alumni meet held every year. The feedback link is also available in the website and alumni are encouraged to fill in the feedback form.


The data so collected by using an online software is also analyzed by the software and the result is reviewed by the IQAC team. Recommendations are prepared and forwarded to the management. Action taken report is also prepared for follow up actions.

The following is the analysis of number of responses per question.








 Principal
 Swami Vivekananda Institute of
 Modern Science
 Botarapur Stn. Road, Karbala
 P.O. Nareidrapur, Kor-103



Average score

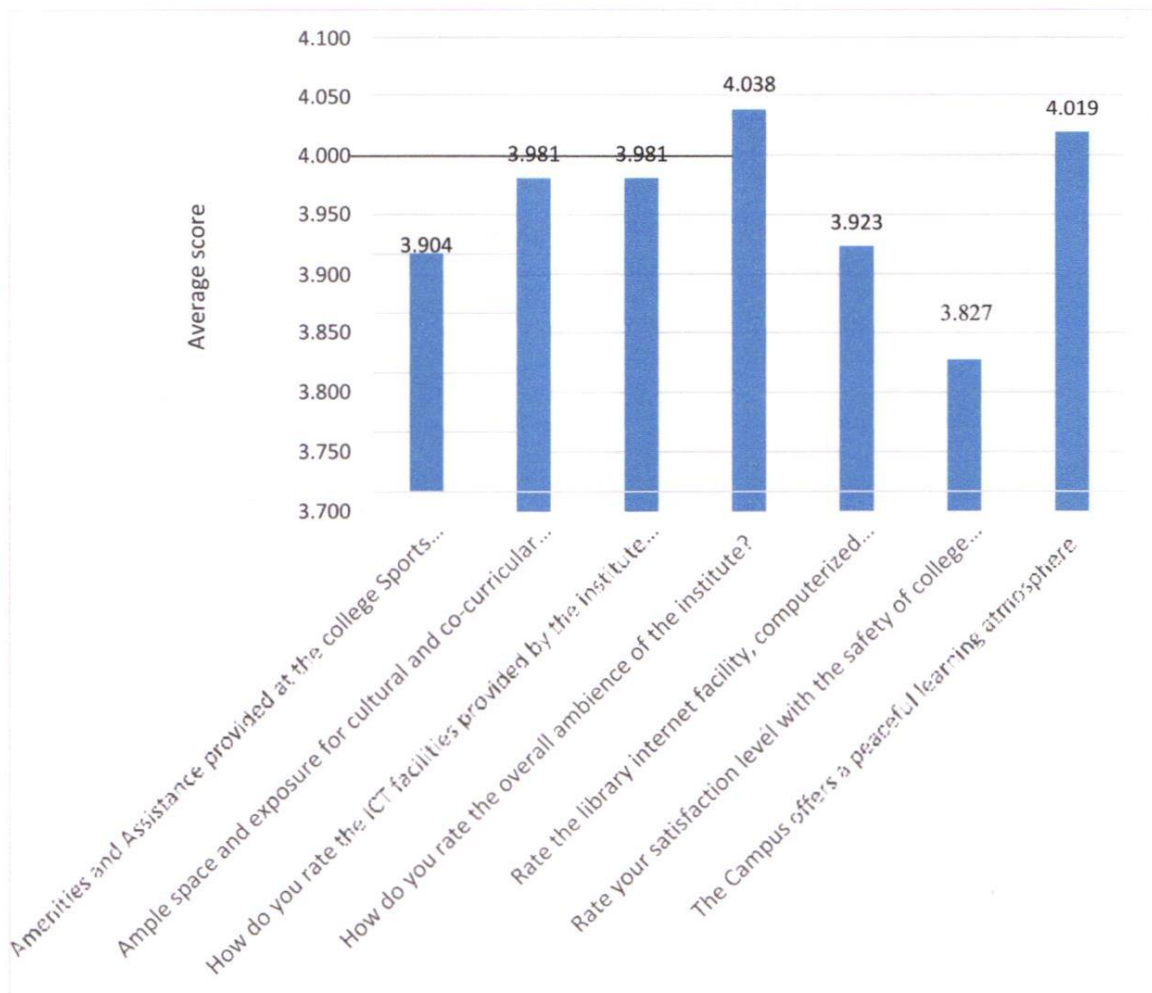
The IQAC team has also analyzed the overall responses and the average score per question. In order to achieve this, responses for each question was collected in a scale of 1-5, with 5 being the most favorable and 1 being least favorable. The average score was calculated over total responses collected over time for all the programs and it was analyzed by using the software.

Recommendations are prepared and forwarded to the management. Action taken report is also prepared department wise for follow up actions.

The following is the analysis of average score per question.

Amenities and Assistance provided at the college Sports ground <i>Average Score 3.904</i>	Ample space and exposure for cultural and co-curricular activities <i>Average Score 3.981</i>	How do you rate the ICT facilities provided by the institute in classrooms and laboratories? <i>Average Score 3.981</i>
How do you rate the overall ambience of the institute? <i>Average Score 4.038</i>	Rate the library internet facility, computerized cataloguing with subscription to open access journals <i>Average Score 3.923</i>	Rate your satisfaction level with the safety of college premises (security personnel, CCTV facility, fire extinguisher etc) <i>Average Score 3.827</i>
The Campus offers a peaceful learning atmosphere <i>Average Score 4.019</i>		

Graphical representation of average score analysis



Conclusion

Feedback analysis and action taken report is a regular quality monitoring and quality assurance activity of the IQAC team of the institution. Feedback is collected during alumni meet and reports are analyzed. Therecommendations are also reviewed and appropriate actions are taken. The actions taken are noted in the IQAC Annual Quality Assurance Report and submitted in the yearly reports.

In case there is any recommendation that requires detailed planning and effort to implement, the same is noted in the Plan of Action of IQAC for the subsequent year in the AQAR. The activities are monitored and outcome is mentioned in the Actions Taken in the next year AQAR.

Curriculum feedback analysis of Students: 2020-2021

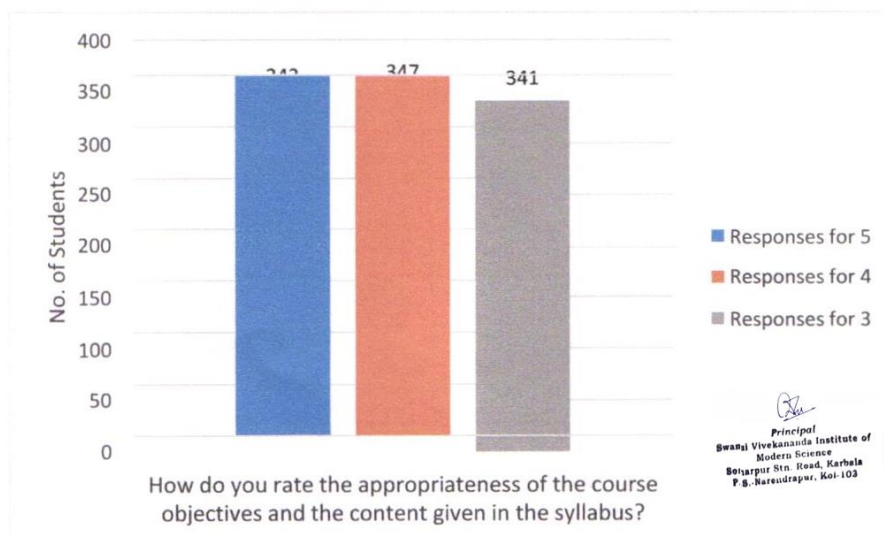
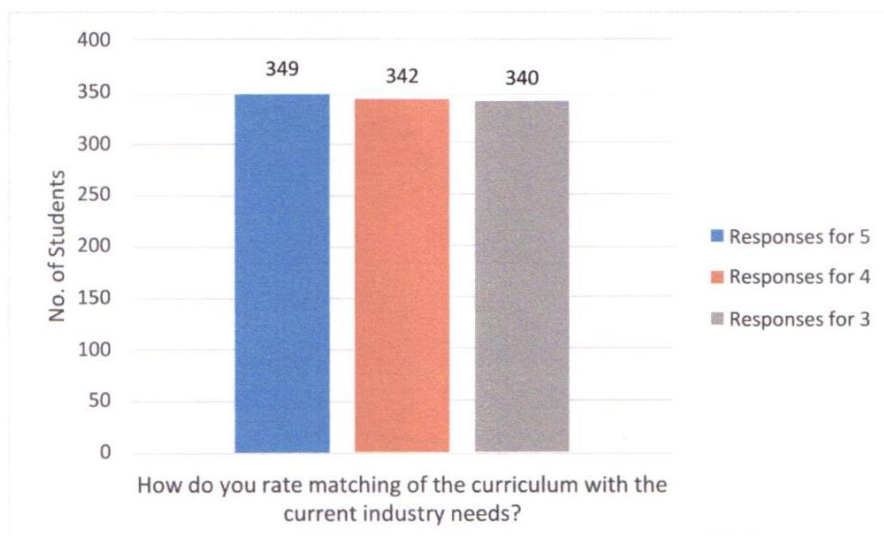
Academic Performance Feedback

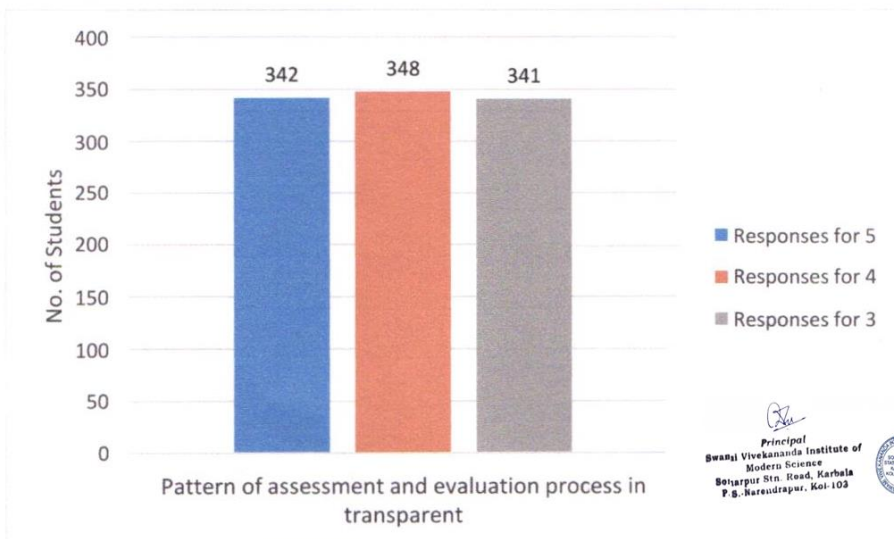
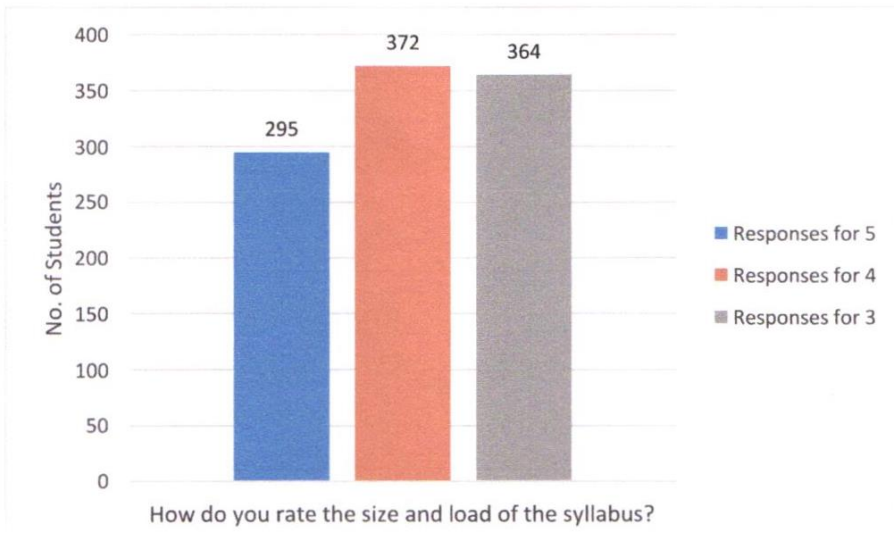
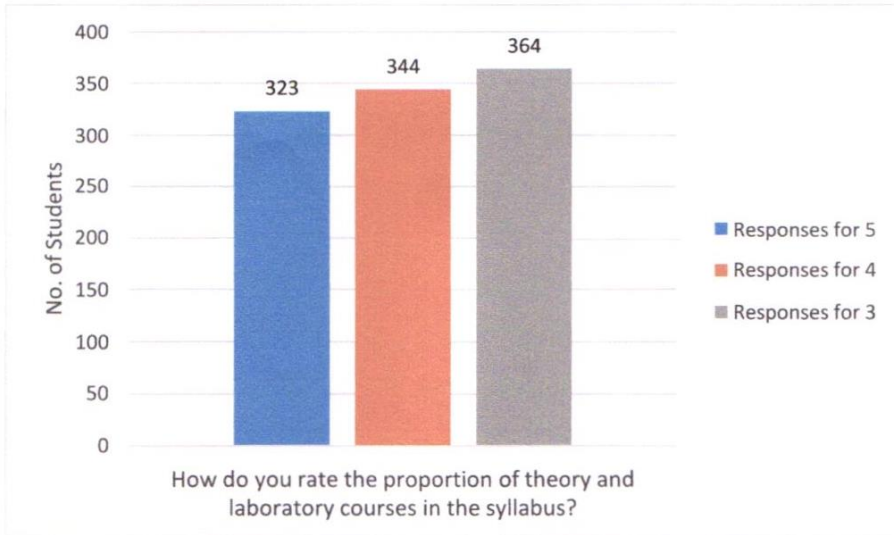
Introduction

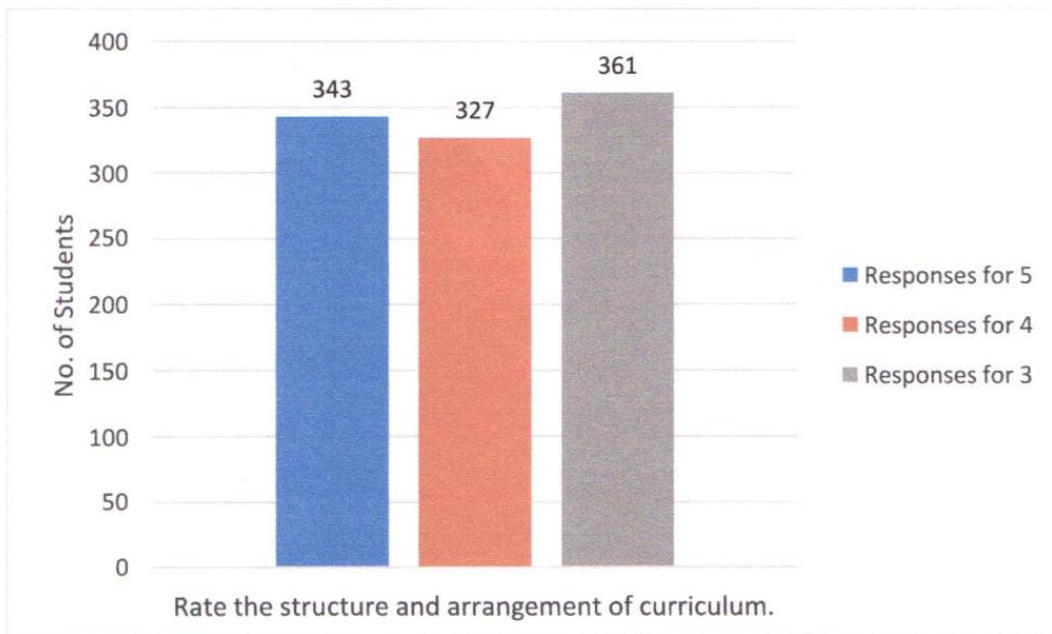
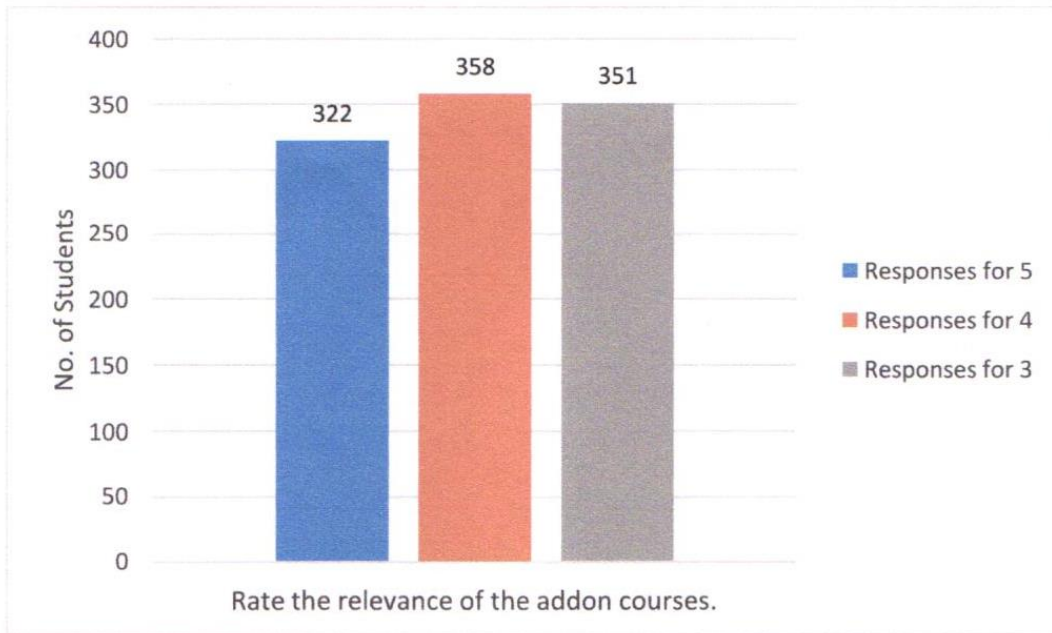
The IQAC team of the institution has collected feedback on curriculum from students as part of quality monitoring and quality assurance practices implemented in the institution. Feedback is usually collected during the academic session. The feedback link is also available in the website and all students are encouraged to fill in the feedback form.

The data so collected by using an online software is also analyzed by the software and the result is reviewed by the IQAC team. Recommendations are prepared and forwarded to the management. Action taken report is also prepared department wise for follow up actions.

The analysis report is forwarded to the management which is in turn forwarded to relevant stakeholders. The following is the analysis of number of responses per question.







Average score

The IQAC team has also analyzed the overall responses and the average score per question. In order to achieve this, responses for each question were collected in a scale of 1-5, with 5 being the most favorable and 1 being least favorable. The average score was calculated over total responses collected over time for all the programs and it was analyzed by using the software.

Recommendations are prepared and forwarded to the management. Action taken report is also prepared department wise for follow up actions.

The following is the analysis of average score per question.

How do you rate matching of the curriculum with the current industry needs? *Average Score 4.009*

How do you rate the appropriateness of the course objectives and the content given in the syllabus? *Average Score 4.002*

How do you rate the proportion of theory and laboratory courses in the syllabus? *Average Score 3.960*

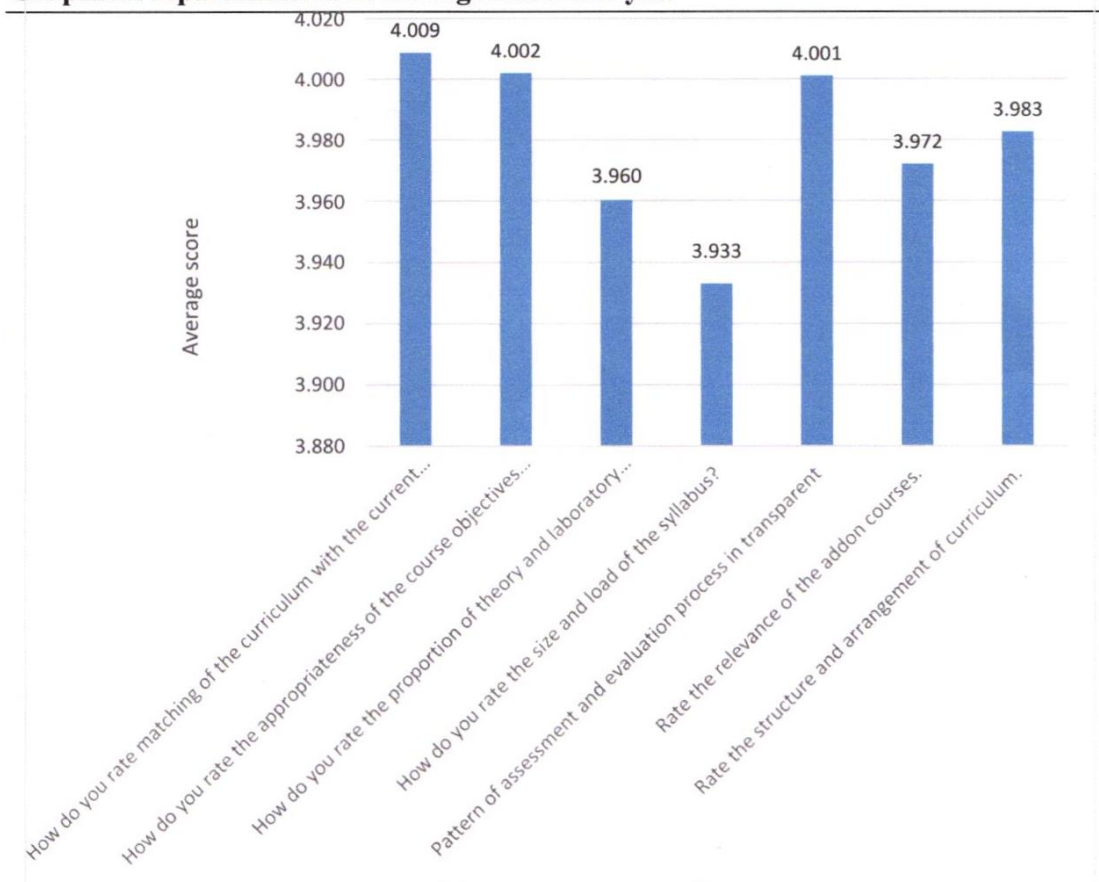
How do you rate the size and load of the syllabus? *Average Score 3.933*

Pattern of assessment and evaluation process in transparent. *Average Score 4.001*

Rate the relevance of the add-on courses. *Average Score 3.972*

Rate the structure and arrangement of curriculum. *Average Score 3.983*

Graphical representation of average score analysis



Conclusion

Feedback analysis and action taken report is a regular quality monitoring and quality assurance activity of the IQAC team of the institution. Feedback is collected during the academic session and reports are analyzed. The recommendations are also reviewed and appropriate actions are taken. The actions taken are noted in the IQAC Annual Quality Assurance Report and submitted in the yearly reports.

In case there is any recommendation that requires detailed planning and effort to implement, the same is noted in the Plan of Action of IQAC for the subsequent year in the AQAR. The activities are monitored and outcome is mentioned in the Actions Taken in the next year AQAR.

Curriculum feedback analysis of Students: 2020-2021

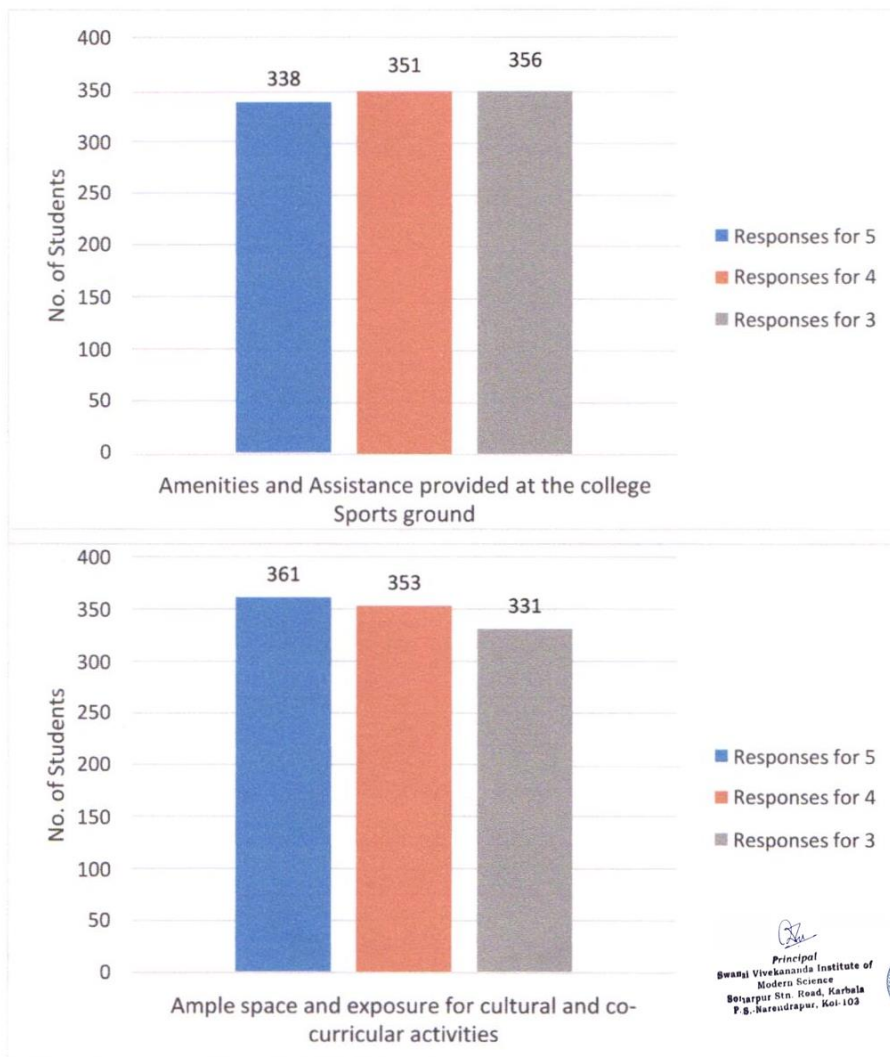
Institution Ambience Feedback

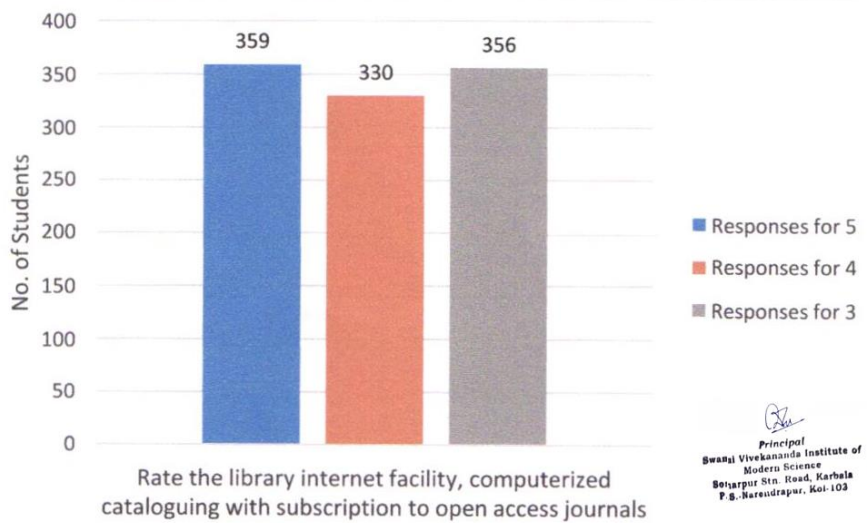
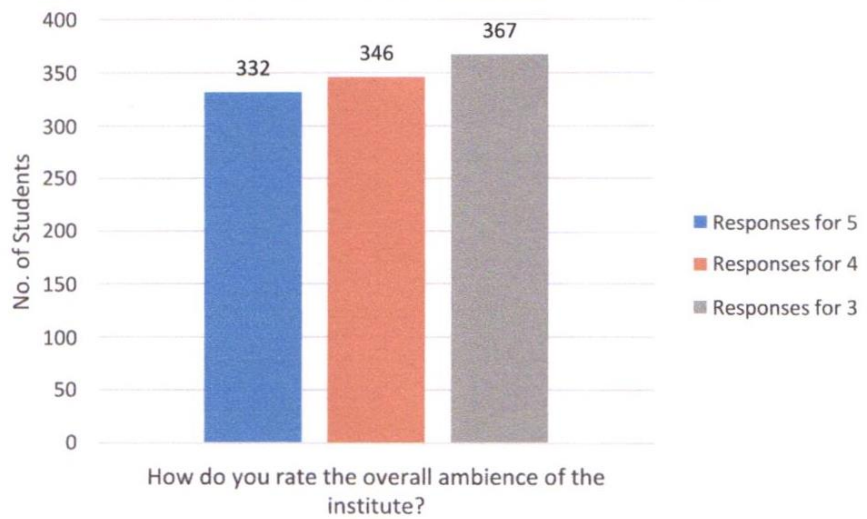
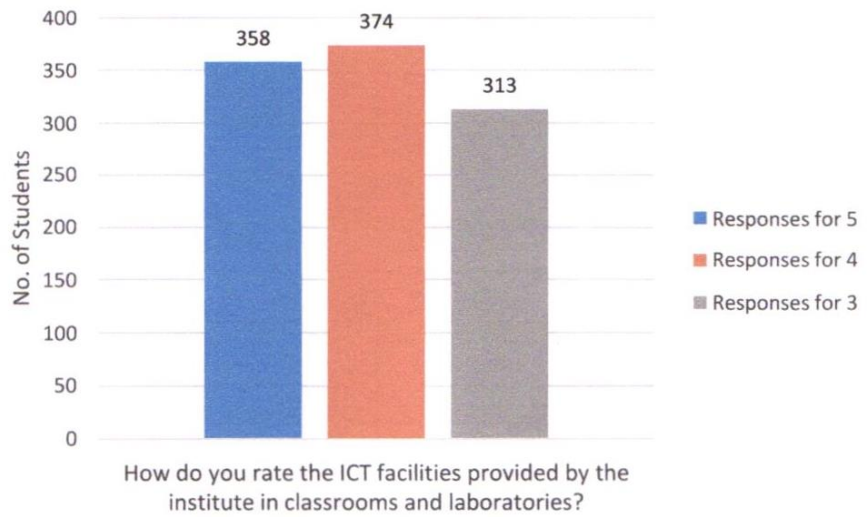
Introduction

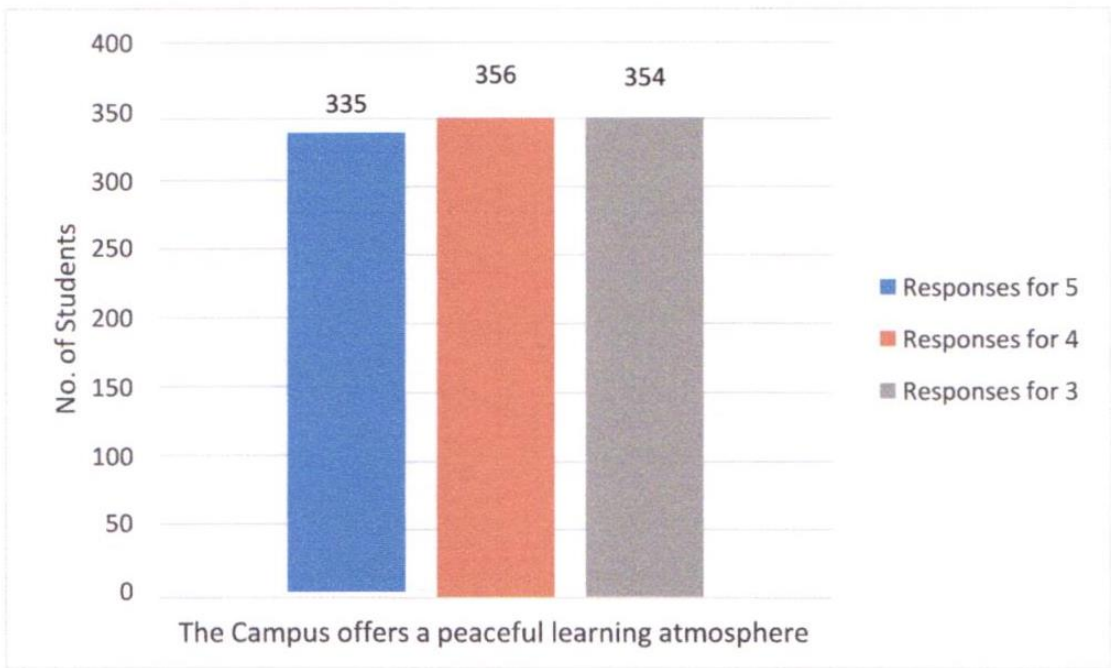
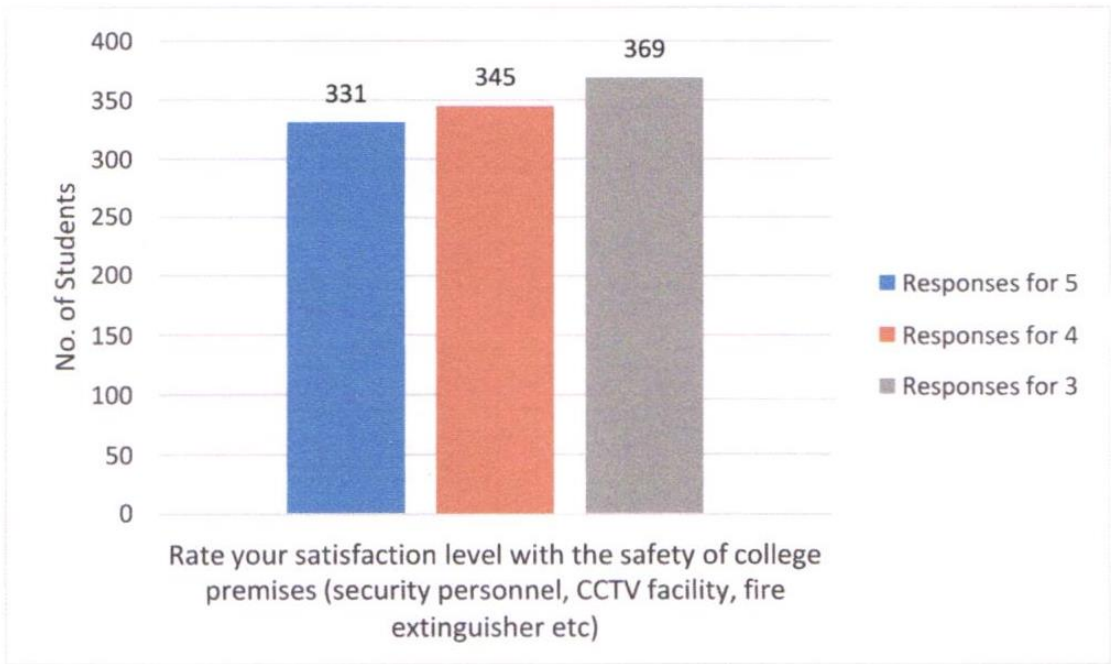
The IQAC team of the institution has collected feedback on curriculum from students as part of quality monitoring and quality assurance practices implemented in the institution. Feedback is usually collected during the academic session. The feedback link is also available in the website and all students are encouraged to fill in the feedback form.

The data so collected by using an online software is also analyzed by the software and the result is reviewed by the IQAC team. Recommendations are prepared and forwarded to the management. Action taken report is also prepared department wise for follow up actions.

The analysis report is forwarded to the management which is in turn forwarded to relevant stakeholders. The following is the analysis of number of responses per question.








Principal
Swami Vivekananda Institute of
Modern Science
 Sonarpur Stn. Road, Karbela
 P.O.-Kareundrapur, Koi-103



Average score

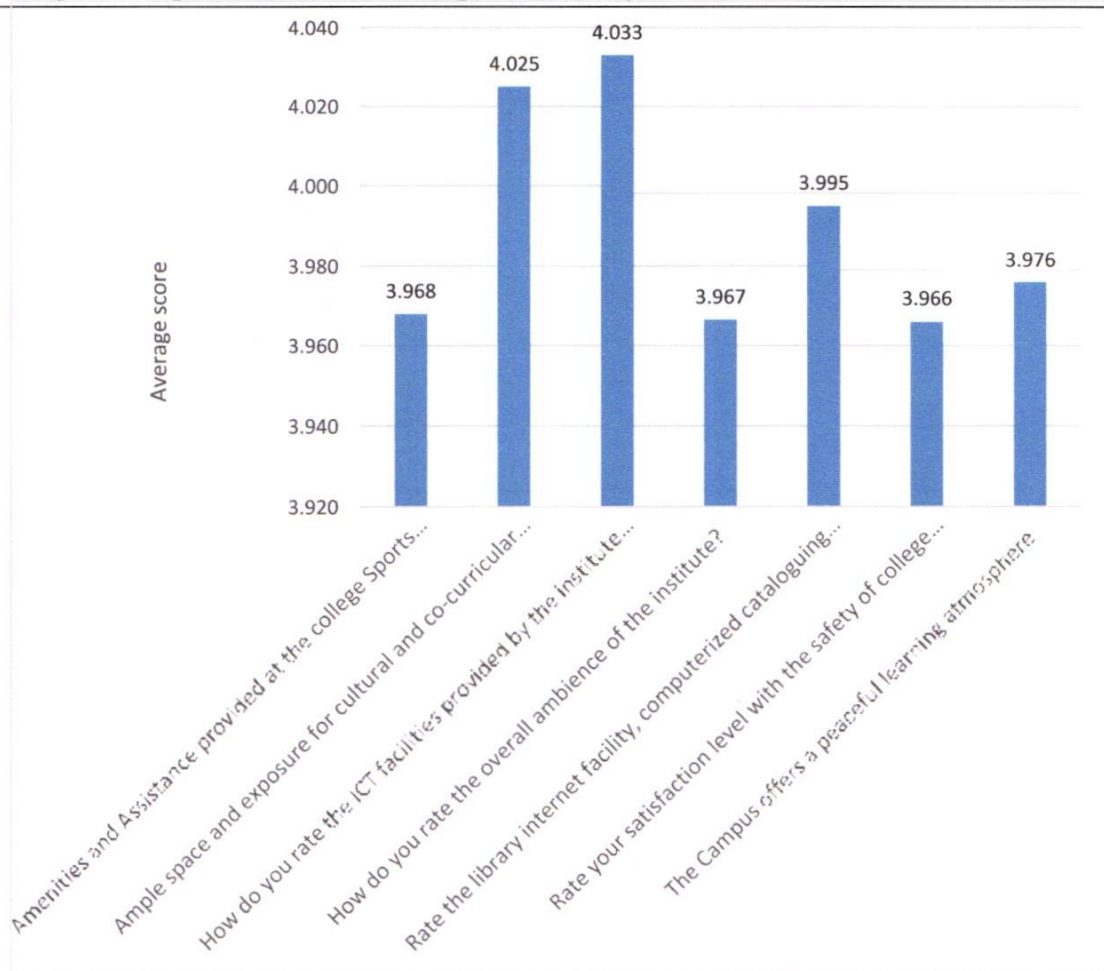
The IQAC team has also analyzed the overall responses and the average score per question. In order to achieve this, responses for each question were collected in a scale of 1-5, with 5 being the most favorable and 1 being least favorable. The average score was calculated over total responses collected over time for all the programs and it was analyzed by using the software.

Recommendations are prepared and forwarded to the management. Action taken report is also prepared department wise for follow up actions.

The following is the analysis of average score per question.

Amenities and Assistance provided at the college Sports ground <i>Average Score 3.968</i>	Ample space and exposure for cultural and co-curricular activities <i>Average Score 4.025</i>	How do you rate the ICT facilities provided by the institute in classrooms and laboratories? <i>Average Score 4.033</i>
How do you rate the overall ambience of the institute? <i>Average Score 3.967</i>	Rate the library internet facility, computerized cataloguing with subscription to open access journals <i>Average Score 3.995</i>	Rate your satisfaction level with the safety of college premises (security personnel, CCTV facility, fire extinguisher etc) <i>Average Score 3.966</i>
The Campus offers a peaceful learning atmosphere <i>Average Score 3.976</i>		

Graphical representation of average score analysis



Conclusion

Feedback analysis and action taken report is a regular quality monitoring and quality assurance activity of the IQAC team of the institution. Feedback is collected during the academic session and reports are analyzed. The recommendations are also reviewed and appropriate actions are taken. The actions taken are noted in the IQAC Annual Quality Assurance Report and submitted in the yearly reports.

In case there is any recommendation that requires detailed planning and effort to implement, the same is noted in the Plan of Action of IQAC for the subsequent year in the AQAR. The activities are monitored and outcome is mentioned in the Actions Taken in the next year AQAR.

Faculty feedback analysis: 2020-2021

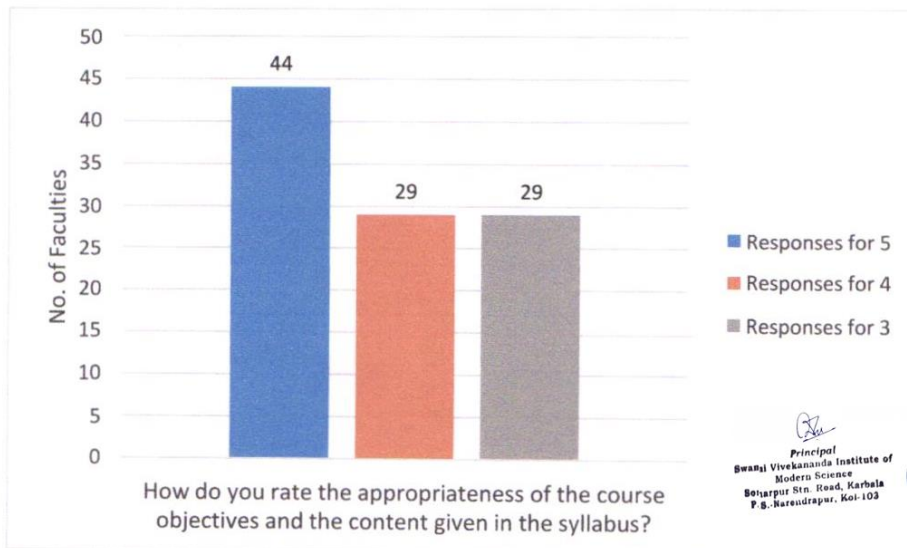
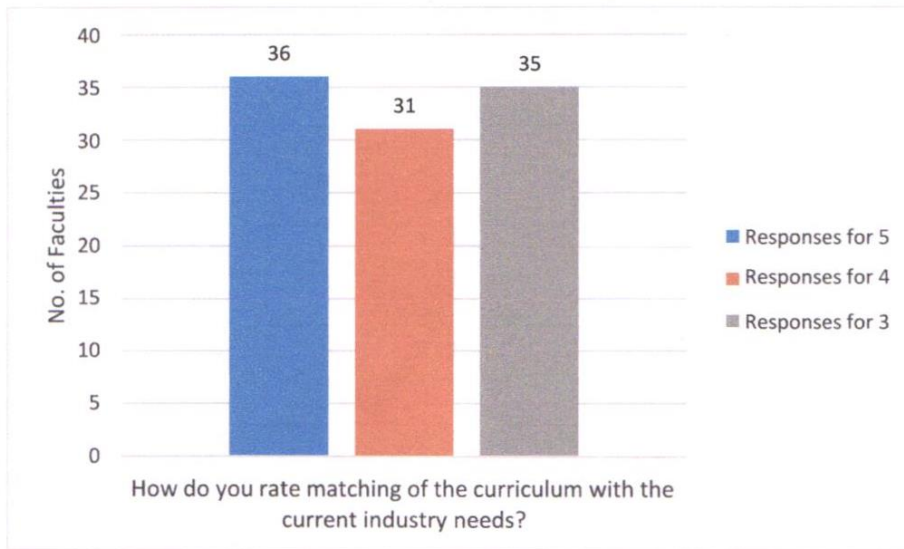
Academic Performance Feedback

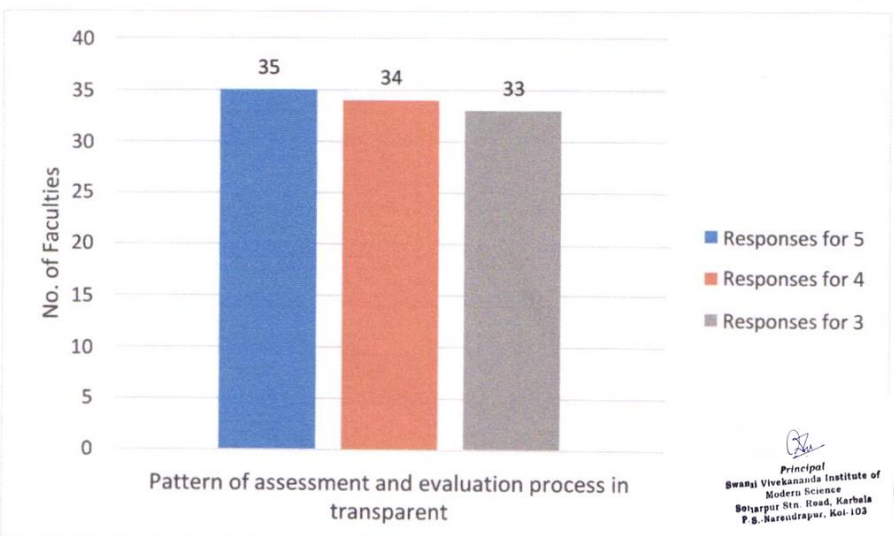
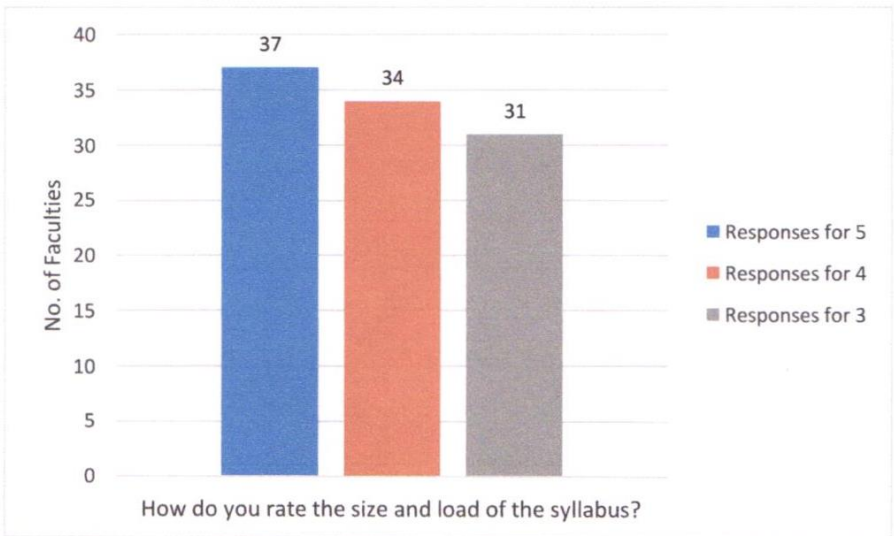
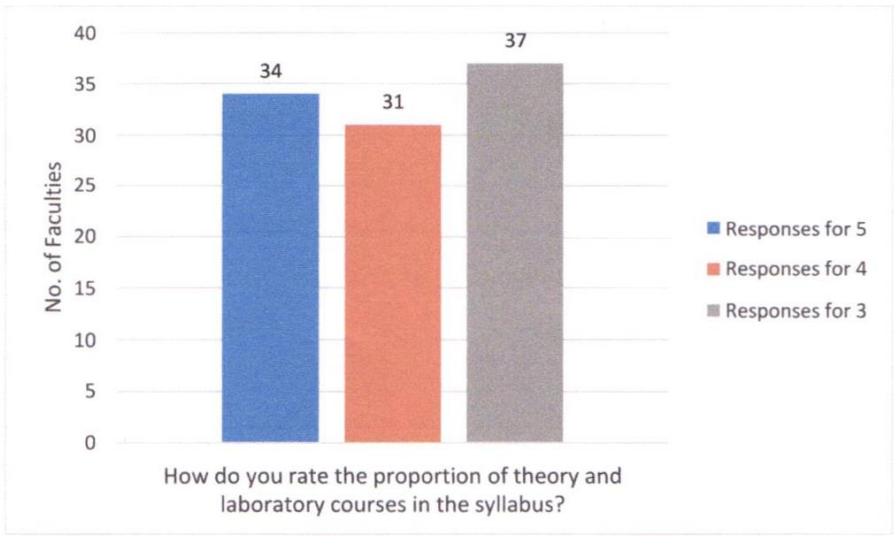
Introduction

The IQAC team of the institution has collected feedback from the faculties as part of quality monitoring and quality assurance practices implemented in the institution. Feedback is collected during the academic session. The feedback link is also available in the website and faculties are encouraged to fill in the feedback form.

The data so collected by using an online software is also analyzed by the software and the result is reviewed by the IQAC team. Recommendations are prepared and forwarded to the management. Action taken report is also prepared department wise for follow up actions.

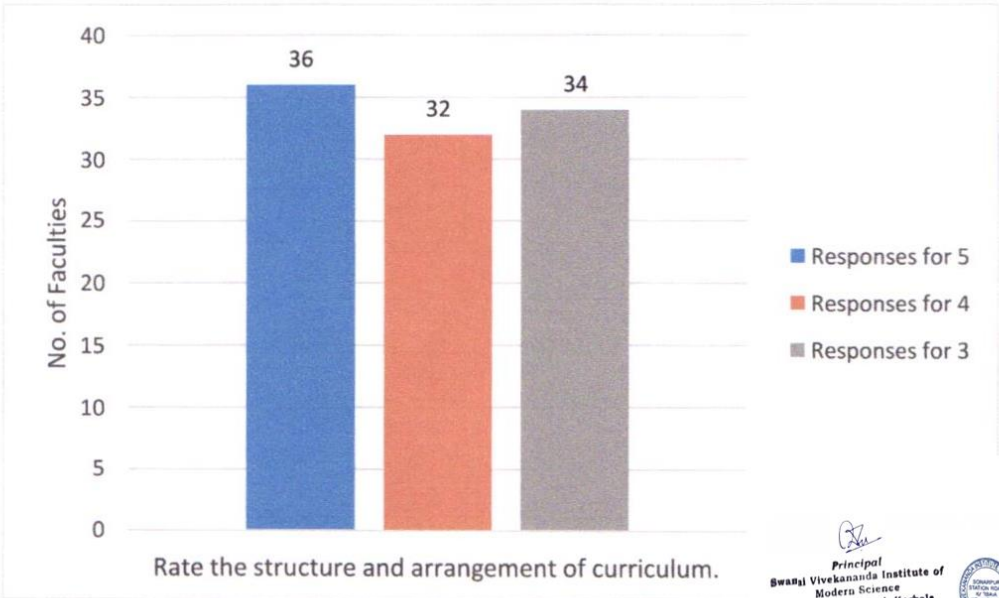
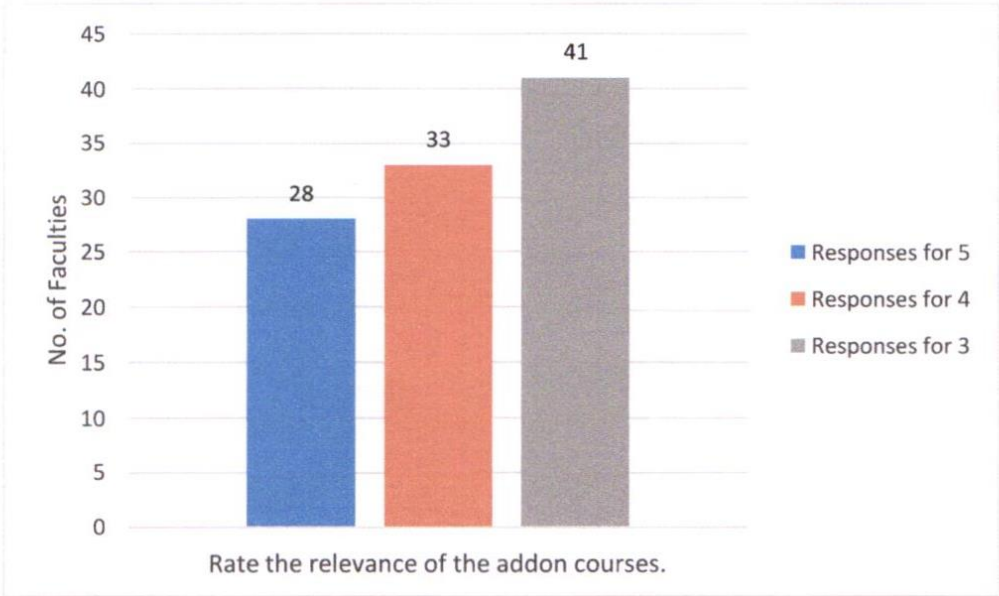
The following is the analysis of number of responses per question.





Principal
 Swarnajyoti Institute of
 Modern Science
 Bolnagar Stn. Road, Karhala
 P. B. Narasimhapur, Koi-103






 Principal
 Swami Vivekananda Institute of
 Modern Science
 Boharpur Stn. Road, Karbala
 P. S. Narendrapur, Kol-103





Average score

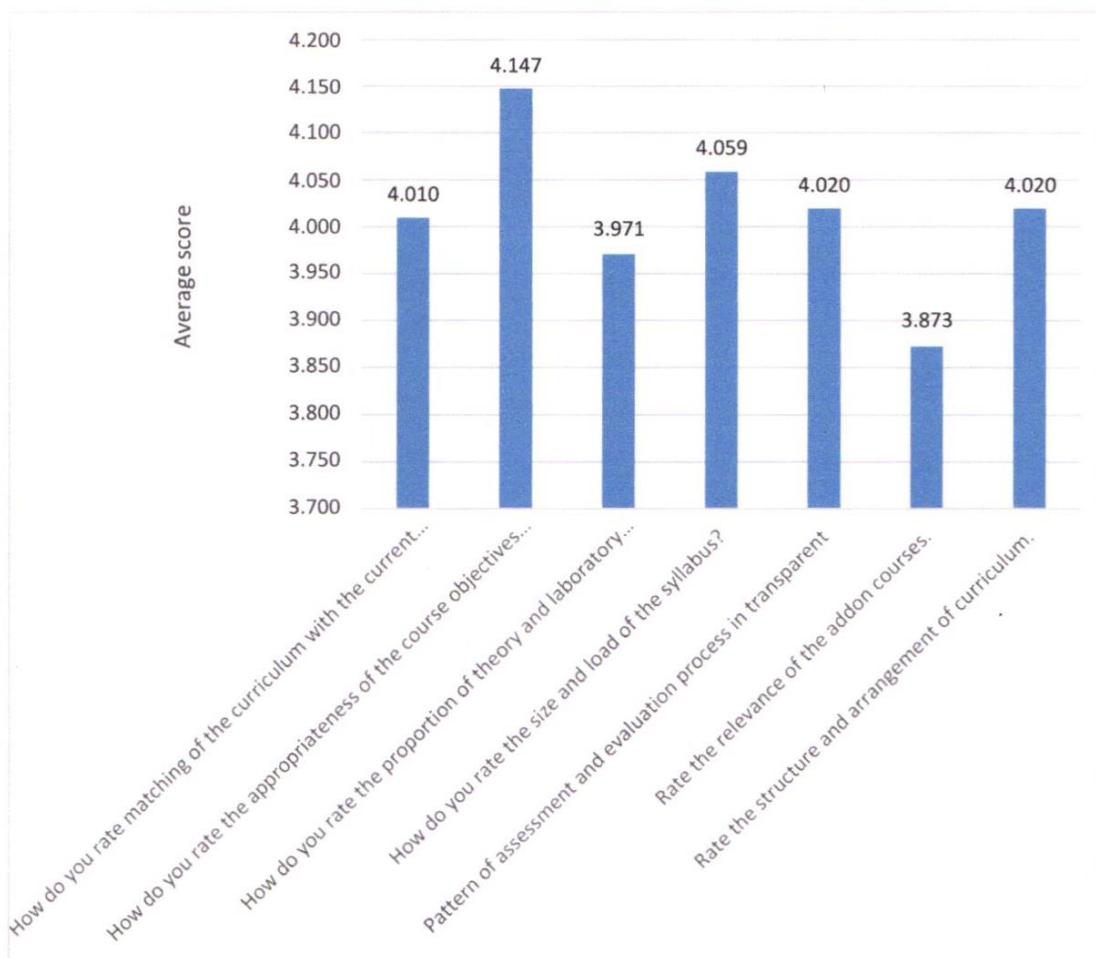
The IQAC team has also analyzed the overall responses and the average score per question. In order to achieve this, responses for each question were collected in a scale of 1-5, with 5 being the most favorable and 1 being least favorable. The average score was calculated over total responses collected over time for all the programs and it was analyzed by using the software.

Recommendations are prepared and forwarded to the management. Action taken report is also prepared department wise for follow up actions.

The following is the analysis of average score per question.

How do you rate matching of the curriculum with the current industry needs? <i>Average Score 4.010</i>	How do you rate the appropriateness of the course objectives and the content given in the syllabus? <i>Average Score 4.147</i>	How do you rate the proportion of theory and laboratory courses in the syllabus? <i>Average Score 3.971</i>
How do you rate the size and load of the syllabus? <i>Average Score 4.059</i>	Pattern of assessment and evaluation process in transparent. <i>Average Score 4.02</i>	Rate the relevance of the add-on courses. <i>Average Score 3.873</i>
	Rate the structure and arrangement of curriculum. <i>Average Score 4.02</i>	 Principal Swami Vivekananda Institute of Modern Science Boharpur Stn. Road, Karhala P. S. Mareudrapur, Koi-103 

Graphical representation of average score analysis



Conclusion

Feedback analysis and action taken report is a regular quality monitoring and quality assurance activity of the IQAC team of the institution. Feedback is collected during the academic session and reports are analyzed. The recommendations are also reviewed and appropriate actions are taken. The actions taken are noted in the IQAC Annual Quality Assurance Report and submitted in the yearly reports.

In case there is any recommendation that requires detailed planning and effort to implement, the same is noted in the Plan of Action of IQAC for the subsequent year in the AQAR. The activities are monitored and outcome is mentioned in the Actions Taken in the next year AQAR.

Faculty feedback analysis: 2020-2021

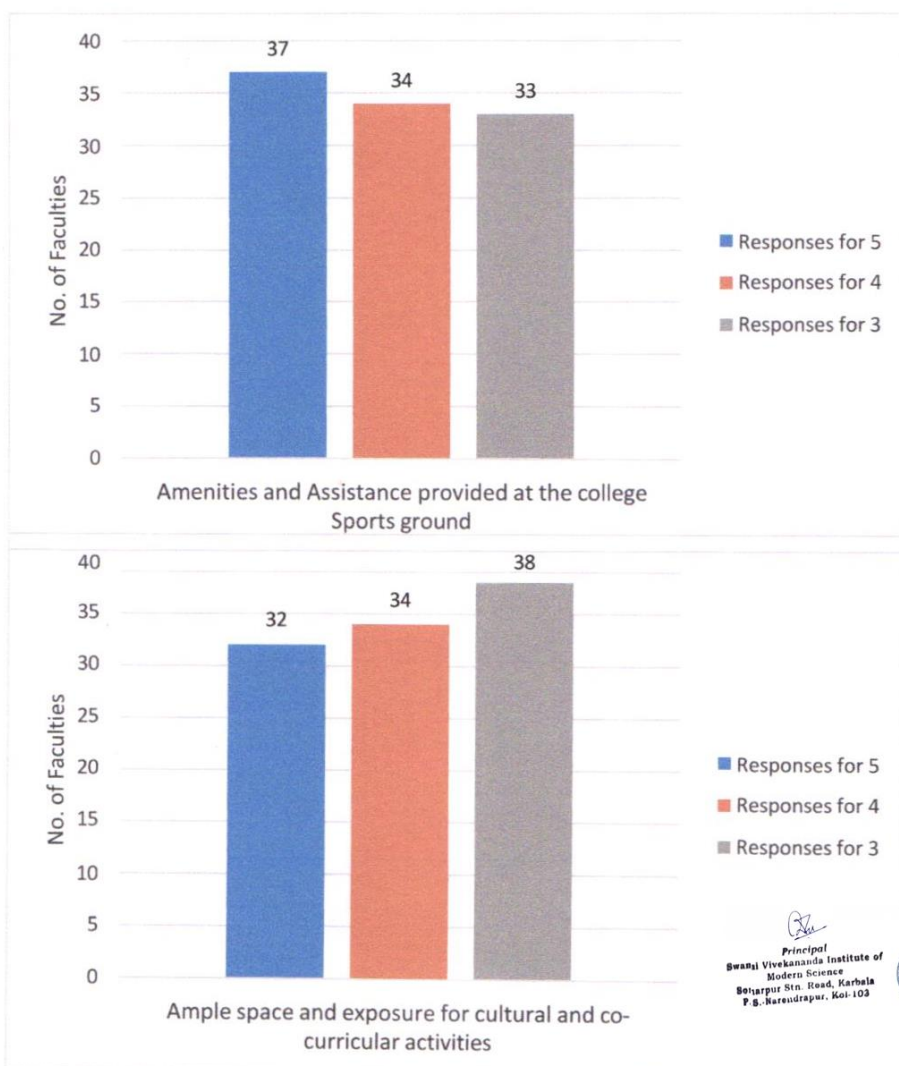
Institution Ambience Feedback

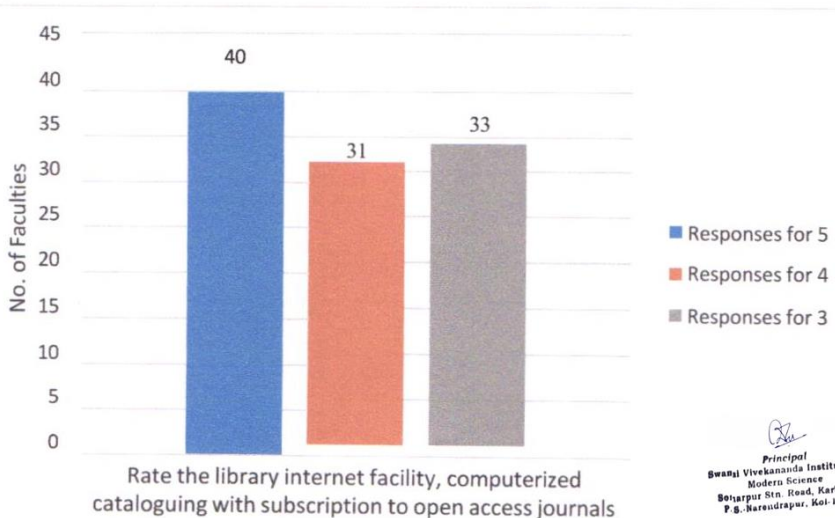
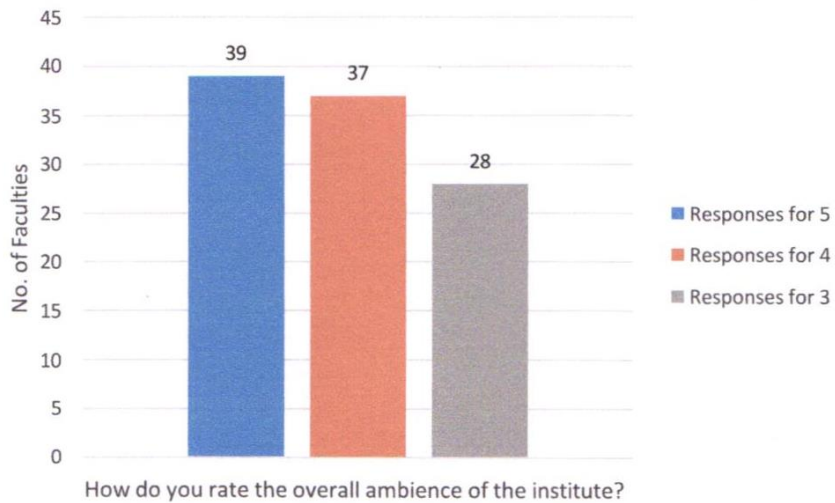
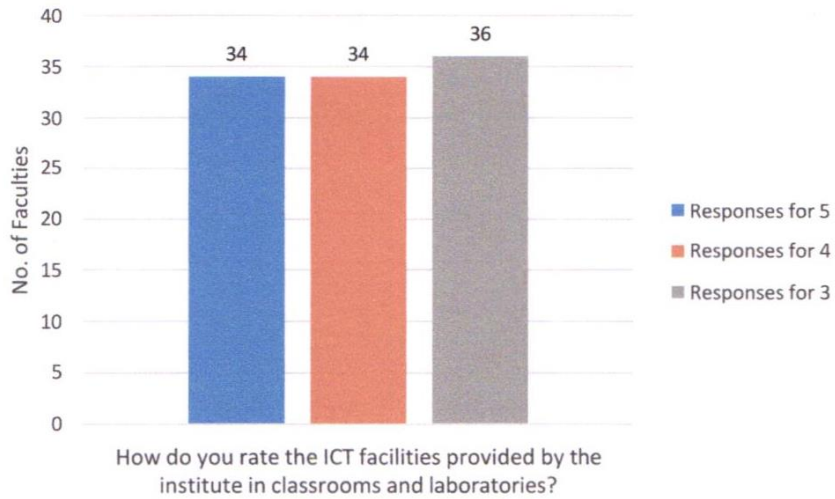
Introduction

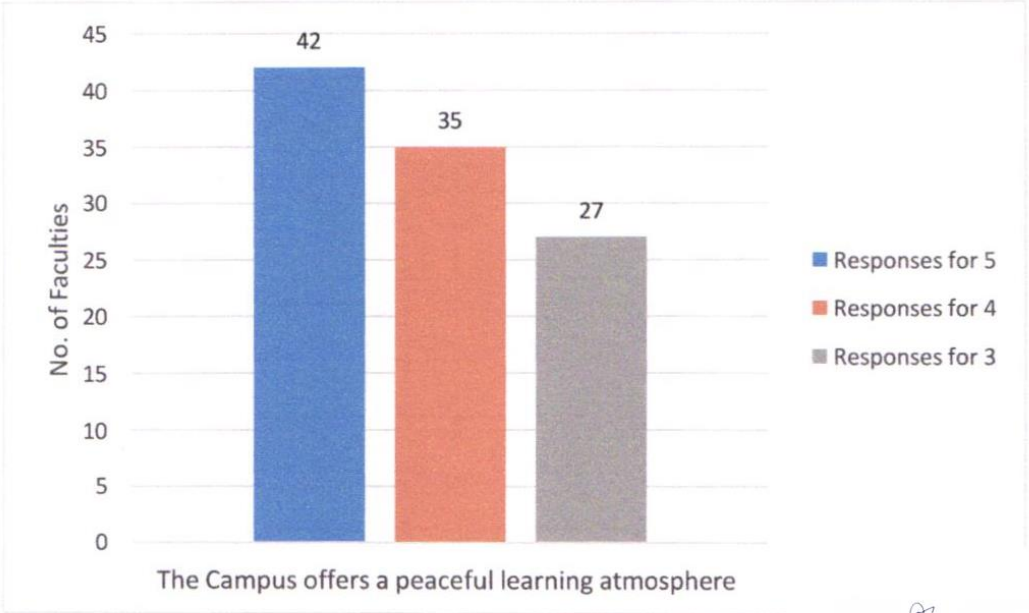
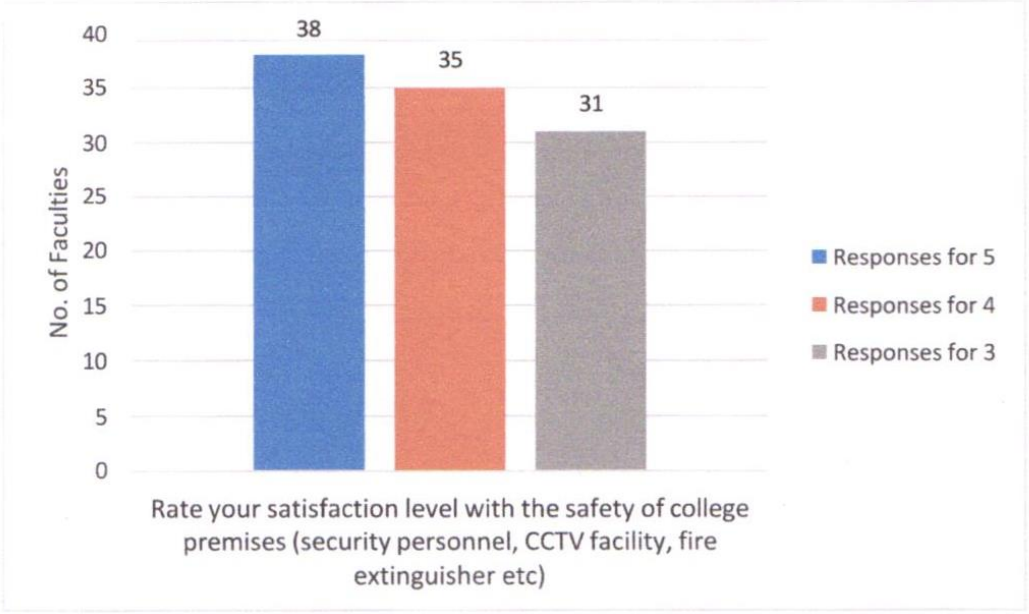
The IQAC team of the institution has collected feedback from the faculties as part of quality monitoring and quality assurance practices implemented in the institution. Feedback is usually collected during the academic session. The feedback link is also available in the website and faculties are encouraged to fill in the feedback form.


The data so collected by using an online software is also analyzed by the software and the result is reviewed by the IQAC team. Recommendations are prepared and forwarded to the management. Action taken report is also prepared department wise for follow up actions.

The following is the analysis of number of responses per question.








 Principal
 Bwanal Vivekananda Institute of
 Modern Science
 Bonarpur Stn. Road, Karbala
 P.S. - Haroudrapur, Kol-103





Average score

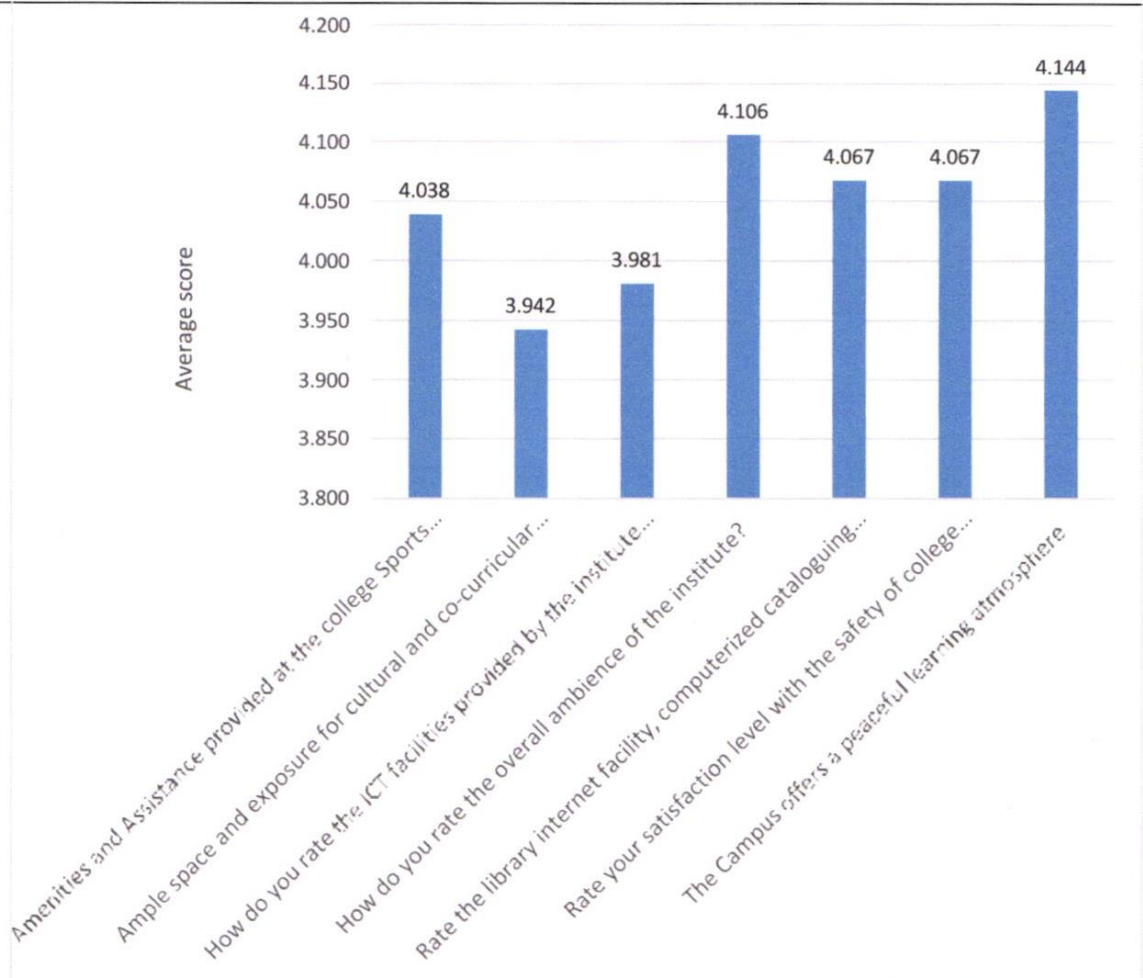
The IQAC team has also analyzed the overall responses and the average score per question. In order to achieve this, responses for each question was collected in a scale of 1-5, with 5 being the most favorable and 1 being least favorable. The average score was calculated over total responses collected over time for all the programs and it was analyzed by using the software.

Recommendations are prepared and forwarded to the management. Action taken report is also prepared department wise for follow up actions.

The following is the analysis of average score per question.

<p>Amenities and Assistance provided at the college Sports ground <i>Average Score 4.038</i></p>	<p>Ample space and exposure for cultural and co-curricular activities <i>Average Score 3.942</i></p>	<p>How do you rate the ICT facilities provided by the institute in classrooms and laboratories? <i>Average Score 3.981</i></p>
<p>How do you rate the overall ambience of the institute? <i>Average Score 4.106</i></p>	<p>Rate the library internet facility, computerized cataloguing with subscription to open access journals <i>Average Score 4.067</i></p>	<p>Rate your satisfaction level with the safety of college premises (security personnel, CCTV facility, fire extinguisher etc) <i>Average Score 4.067</i></p>
<p>The Campus offers a peaceful learning atmosphere <i>Average Score 4.114</i></p>		<p> Principal Swami Vivekananda Institute of Modern Science Boharpur Stn. Road, Karhala P. B. Haridwarpur, Kot-103</p> 

Graphical representation of average score analysis



Conclusion

Feedback analysis and action taken report is a regular quality monitoring and quality assurance activity of the IQAC team of the institution. Feedback is collected during the academic session and reports are analyzed. The recommendations are also reviewed and appropriate actions are taken. The actions taken are noted in the IQAC Annual Quality Assurance Report and submitted in the yearly reports.

In case there is any recommendation that requires detailed planning and effort to implement, the same is noted in the Plan of Action of IQAC for the subsequent year in the AQAR. The activities are monitored and outcome is mentioned in the Actions Taken in the next year AQAR.

Alumni feedback analysis: 2021-2022

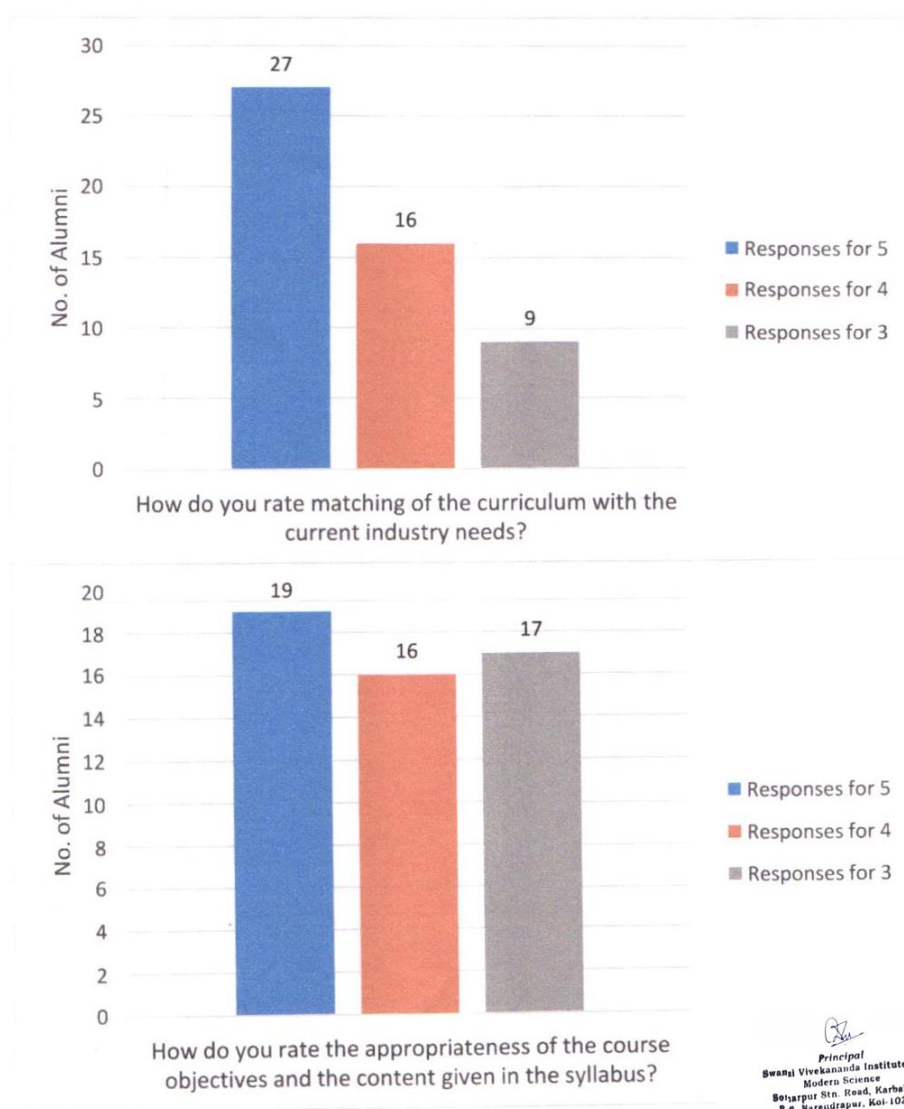
Academic Performance Feedback

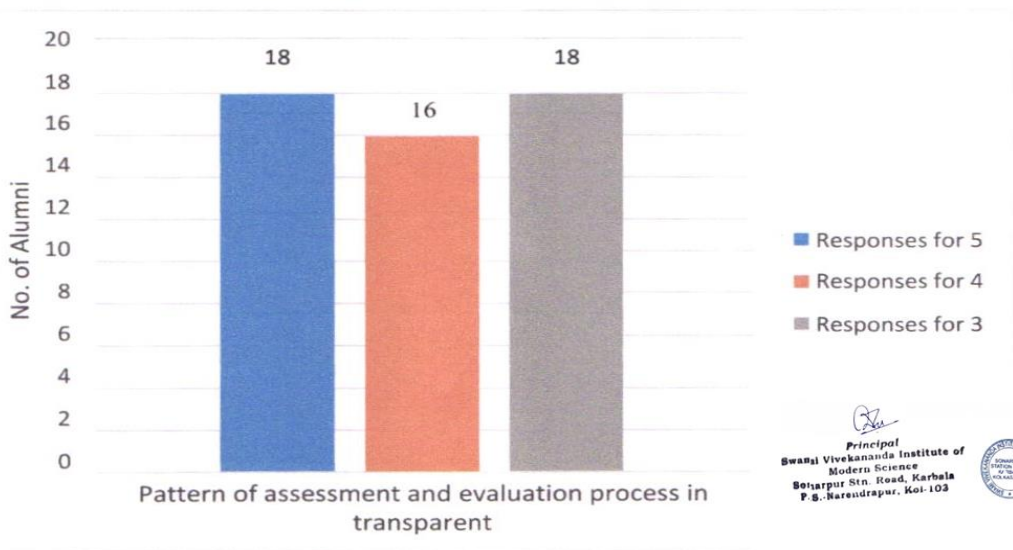
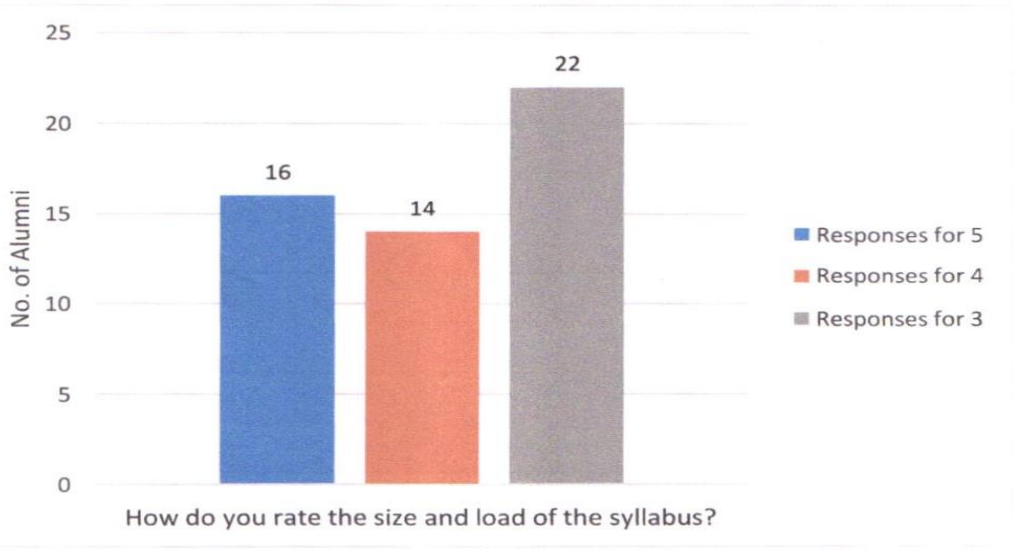
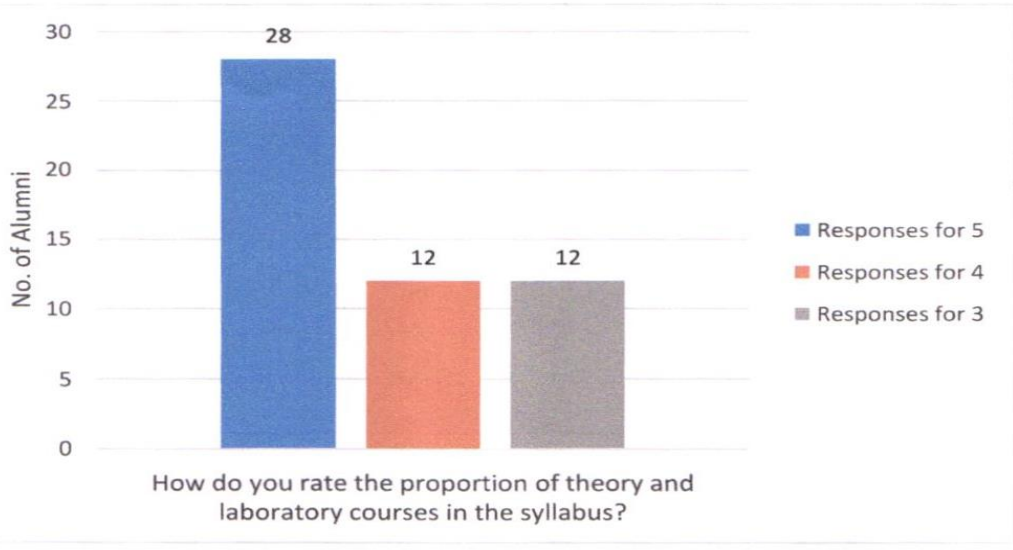
Introduction

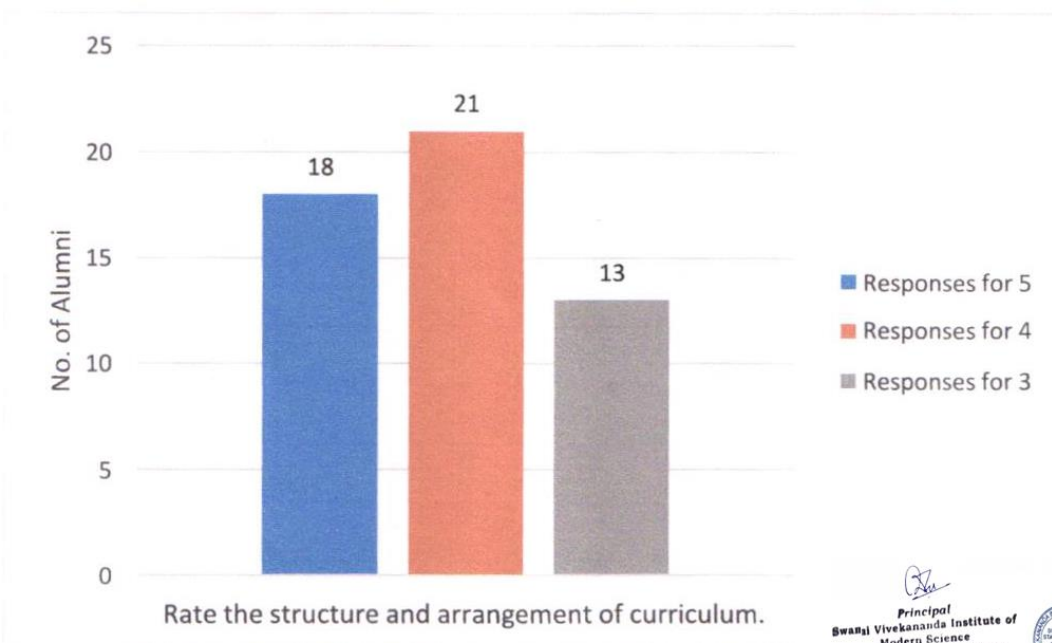
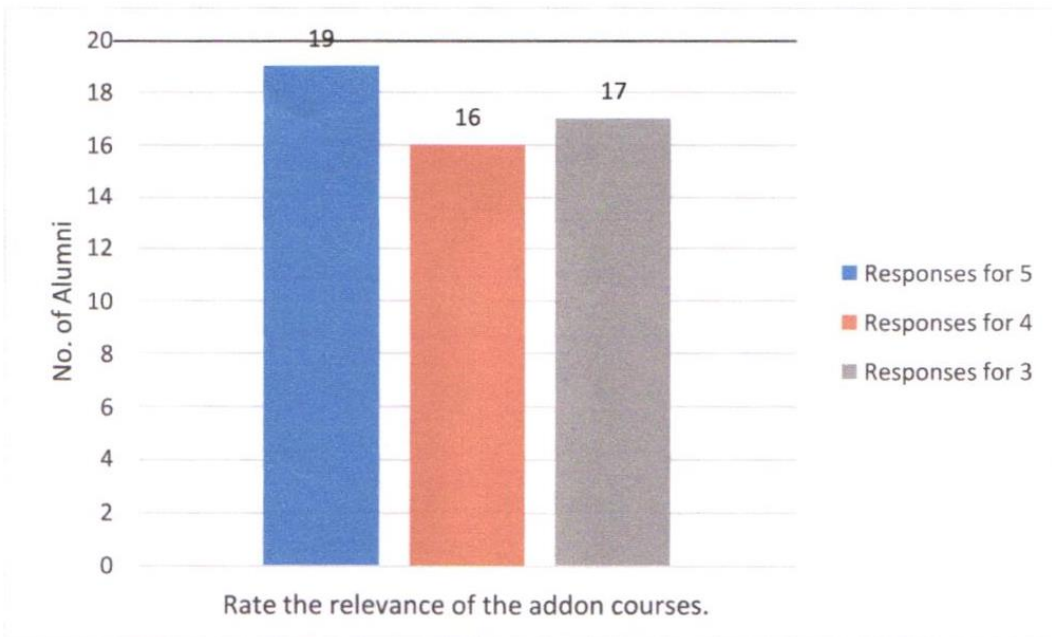
The IQAC team of the institution has collected feedback from the alumni as part of quality monitoring and quality assurance practices implemented in the institution. Feedback is usually collected during the Alumni meet held every year. The feedback link is also available in the website and alumni are encouraged to fill in the feedback form.

The data so collected by using an online software is also analyzed by the software and the result is reviewed by the IQAC team. Recommendations are prepared and forwarded to the management. Action taken report is also prepared for follow up actions.

The following is the analysis of number of responses per question.







Average score

The IQAC team has also analyzed the overall responses and the average score per question. In order to achieve this, responses for each question were collected in a scale of 1-5, with 5 being the most favourable and 1 being least favourable. The average score was calculated over total responses collected over time for all the programs and it was analyzed by using the software.

Recommendations are prepared and forwarded to the management. Action taken report is also prepared department wise for follow up actions.

The following is the analysis of average score per question.

How do you rate matching of the curriculum with the current industry needs? *Average Score 4.346*

How do you rate the appropriateness of the course objectives and the content given in the syllabus? *Average Score 4.038*

How do you rate the proportion of theory and laboratory courses in the syllabus? *Average Score 4.308*

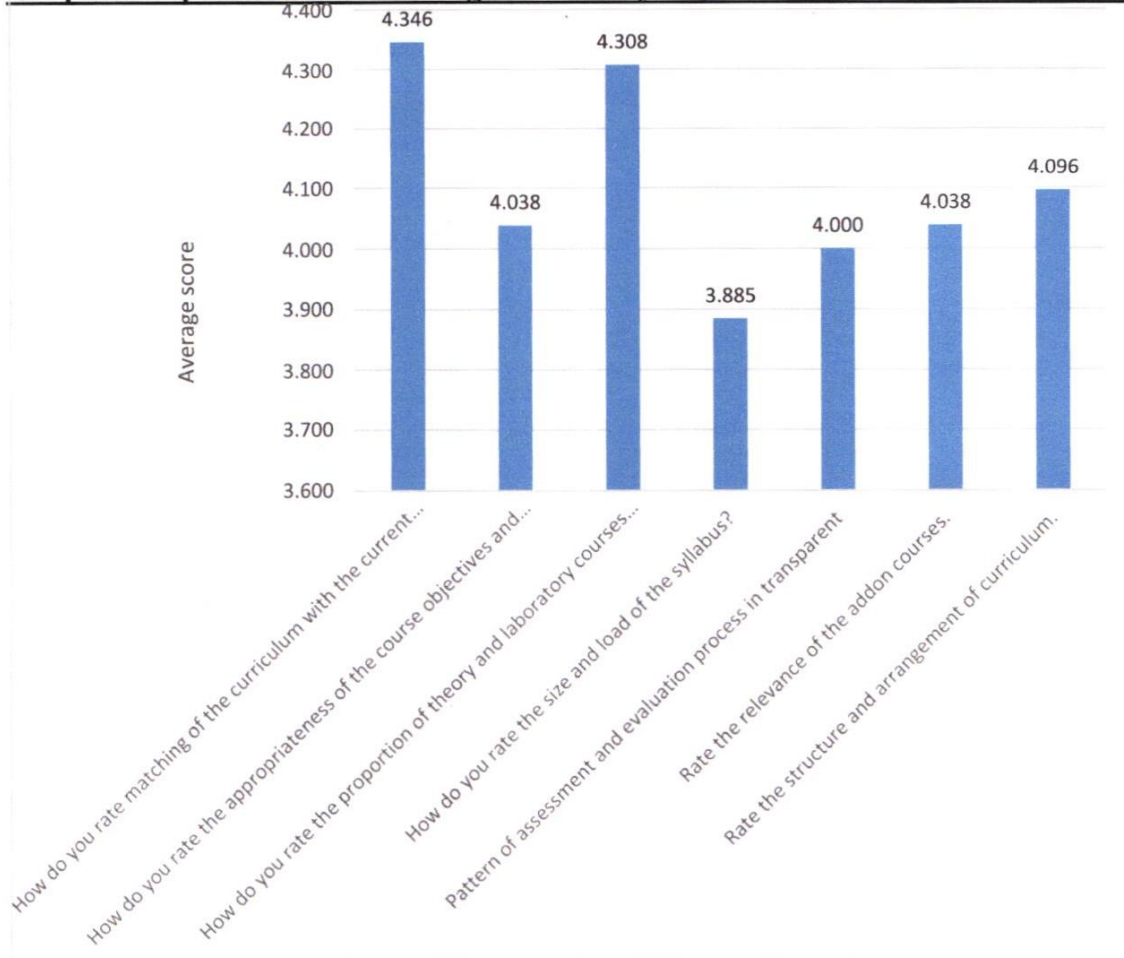
How do you rate the size and load of the syllabus? *Average Score 3.885*

Pattern of assessment and evaluation process in transparent. *Average Score 4*

Rate the relevance of the add-on courses. *Average Score 4.038*

Rate the structure and arrangement of curriculum. *Average Score 4.096*

Graphical representation of average score analysis



Conclusion

Feedback analysis and action taken report is a regular quality monitoring and quality assurance activity of the IQAC team of the institution. Feedback is collected during alumni meet and reports are analyzed. Therecommendations are also reviewed and appropriate actions are taken. The actions taken are noted in the IQAC Annual Quality Assurance Report and submitted in the yearly reports.

In case there is any recommendation that requires detailed planning and effort to implement, the same is noted in the Plan of Action of IQAC for the subsequent year in the AQAR. The activities are monitored and outcome is mentioned in the Actions Taken in the next year AQAR.

Alumni feedback analysis: 2021-2022

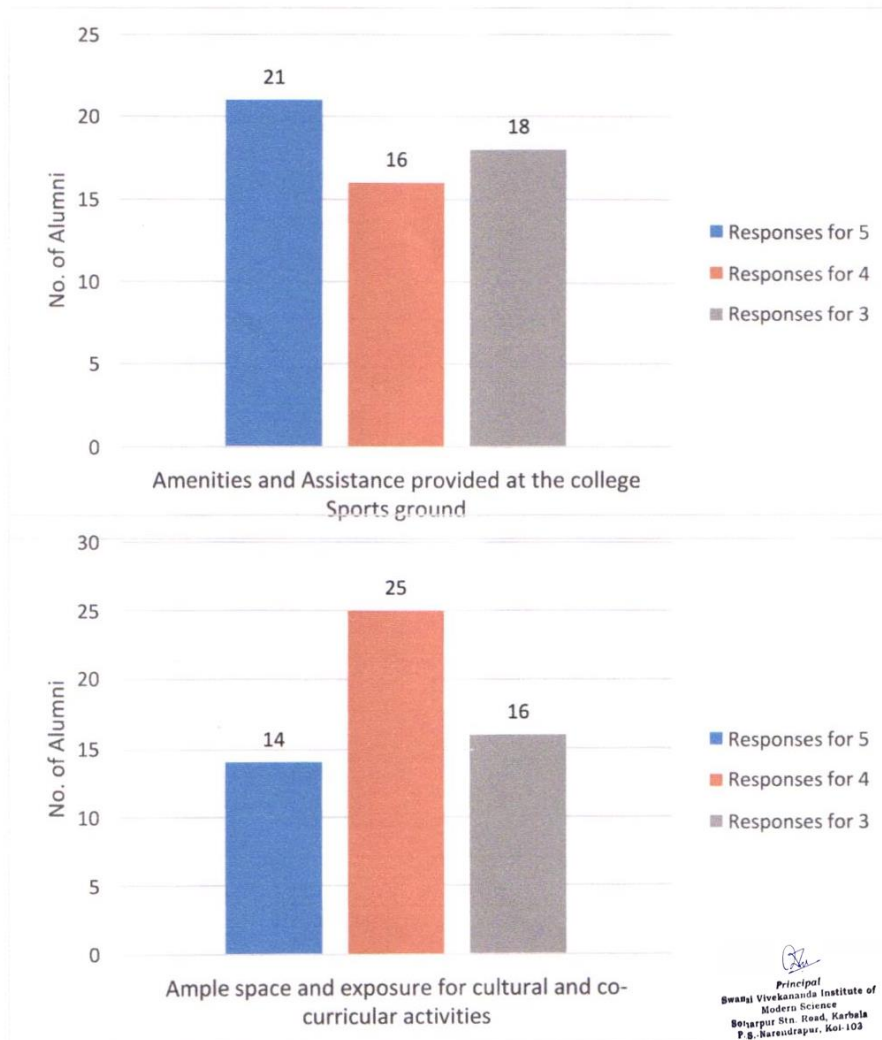
Institution Ambience Feedback

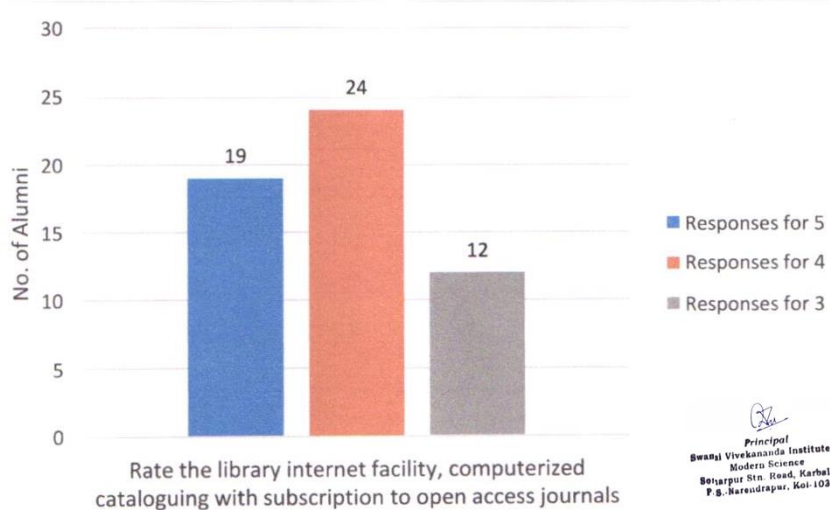
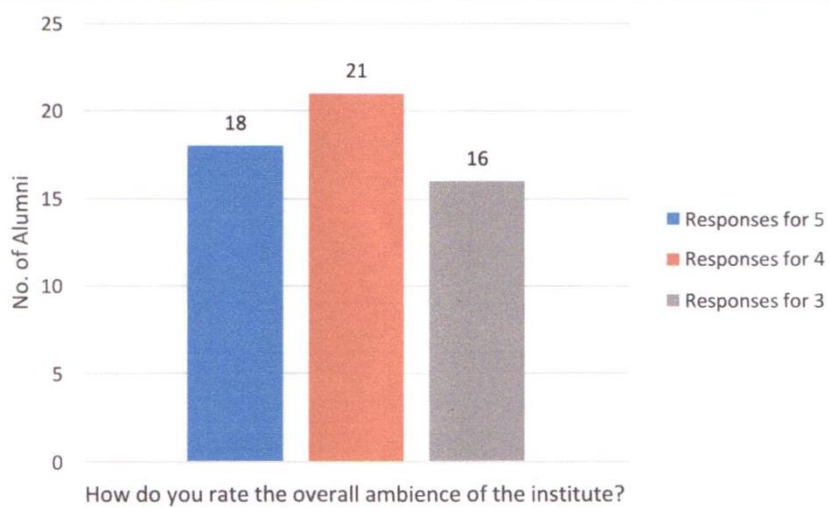
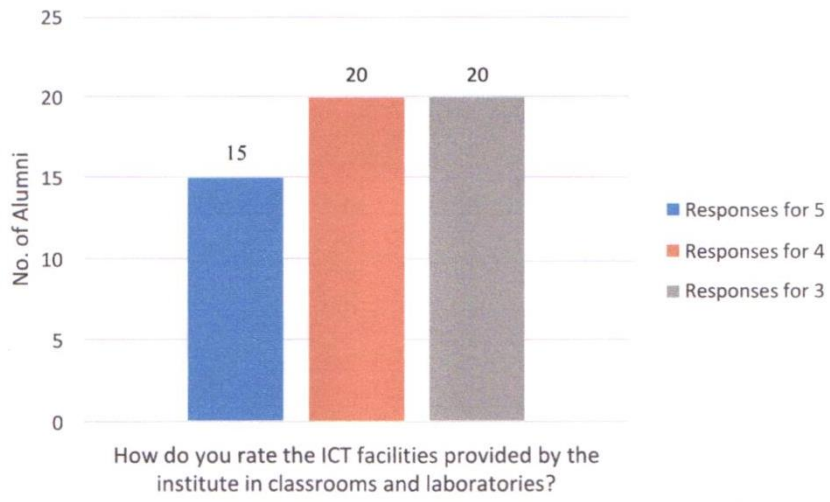
Introduction

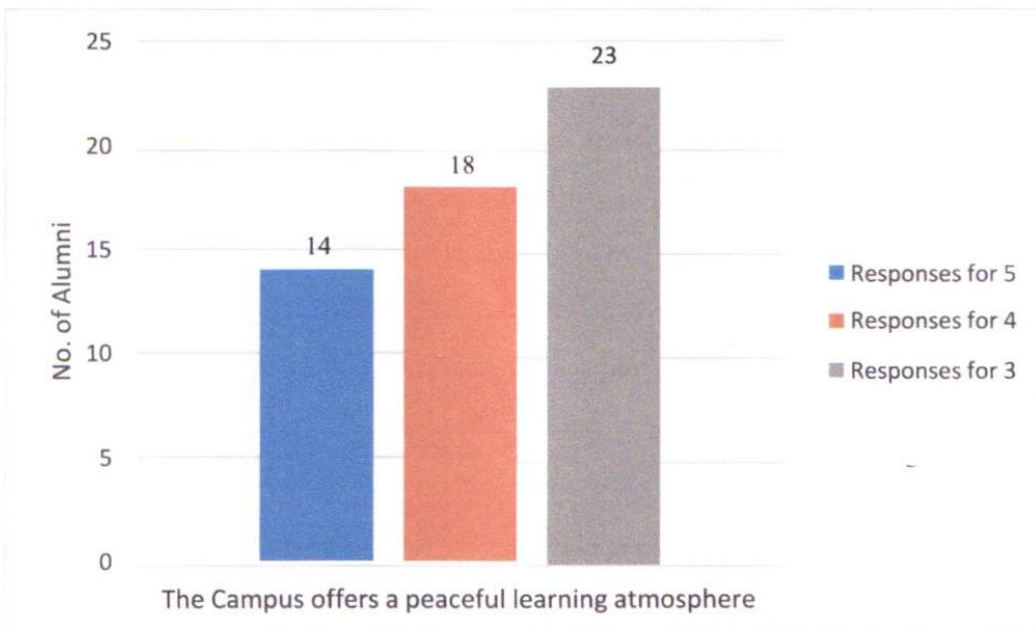
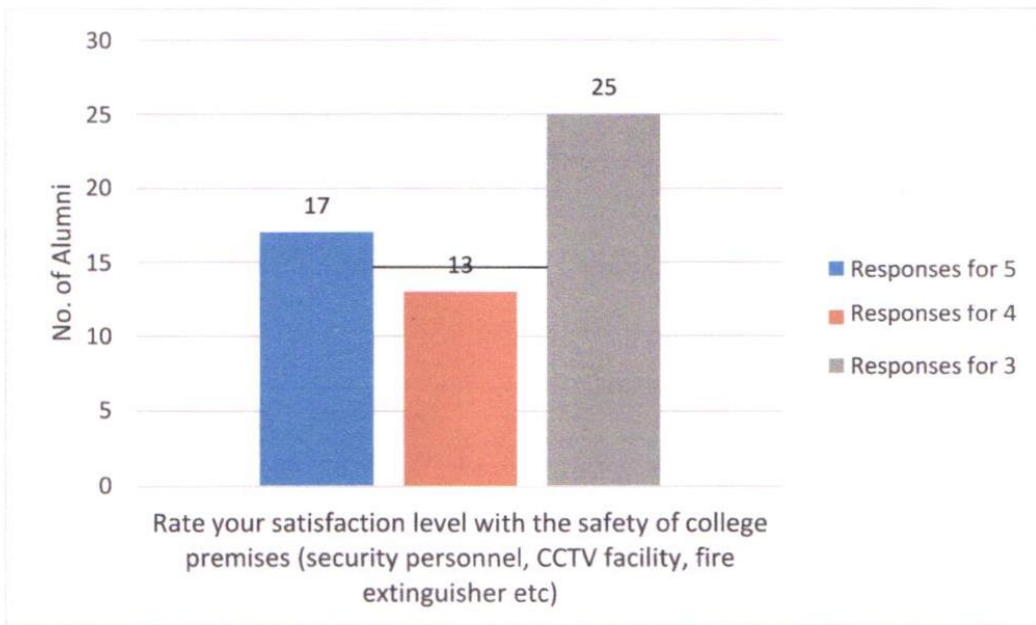
The IQAC team of the institution has collected feedback from the alumni as part of quality monitoring and quality assurance practices implemented in the institution. Feedback is usually collected during the Alumni meet held every year. The feedback link is also available in the website and alumni are encouraged to fill in the feedback form.

The data so collected by using an online software is also analyzed by the software and the result is reviewed by the IQAC team. Recommendations are prepared and forwarded to the management. Action taken report is also prepared for follow up actions.

The following is the analysis of number of responses per question.









Average score

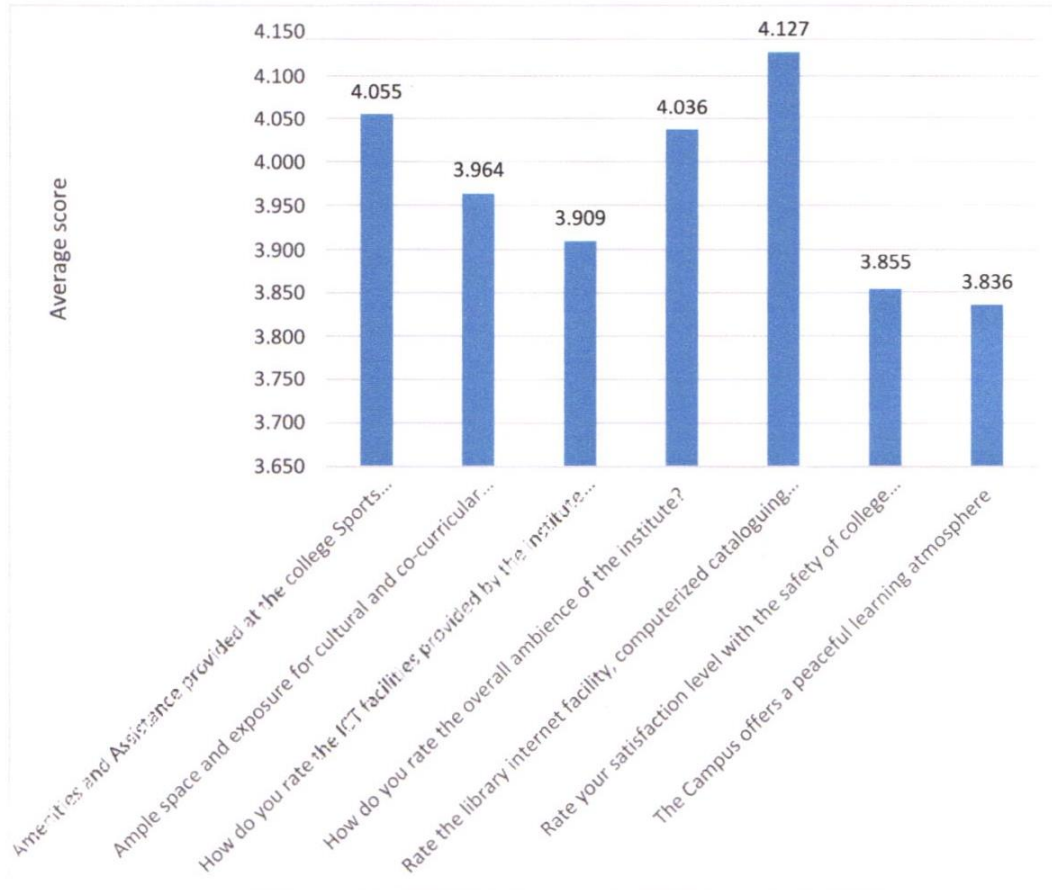
The IQAC team has also analyzed the overall responses and the average score per question. In order to achieve this, responses for each question was collected in a scale of 1-5, with 5 being the most favorable and 1 being least favorable. The average score was calculated over total responses collected over time for all the programs and it was analyzed by using the software.

Recommendations are prepared and forwarded to the management. Action taken report is also prepared department wise for follow up actions.

The following is the analysis of average score per question.

Amenities and Assistance provided at the college Sports ground <i>Average Score 4.055</i>	Ample space and exposure for cultural and co-curricular activities <i>Average Score 3.964</i>	How do you rate the ICT facilities provided by the institute in classrooms and laboratories? <i>Average Score 3.909</i>
How do you rate the overall ambience of the institute? <i>Average Score 4.036</i>	Rate the library internet facility, computerized cataloguing with subscription to open access journals <i>Average Score 4.127</i>	Rate your satisfaction level with the safety of college premises (security personnel, CCTV facility, fire extinguisher etc) <i>Average Score 3.855</i>
The Campus offers a peaceful learning atmosphere <i>Average Score 3.836</i>		 Principal Swami Vivekananda Institute of Modern Science Boharpur Stn. Road, Karhala P. S. Narendrapur, Koi-102 

Graphical representation of average score analysis



Conclusion

Feedback analysis and action taken report is a regular quality monitoring and quality assurance activity of the IQAC team of the institution. Feedback is collected during alumni meet and reports are analyzed. Therecommendations are also reviewed and appropriate actions are taken. The actions taken are noted in the IQAC Annual Quality Assurance Report and submitted in the yearly reports.

In case there is any recommendation that requires detailed planning and effort to implement, the same is noted in the Plan of Action of IQAC for the subsequent year in the AQAR. The activities are monitored and outcome is mentioned in the Actions Taken in the next year AQAR.

Curriculum feedback analysis of Students: 2021-2022

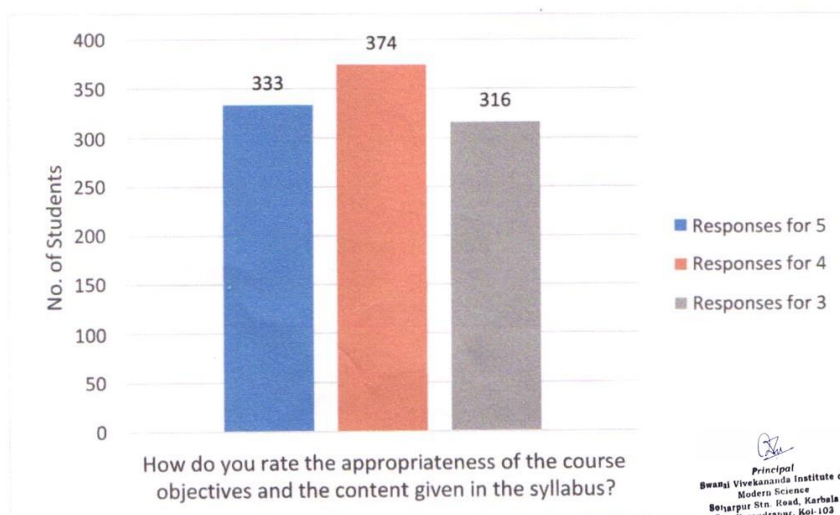
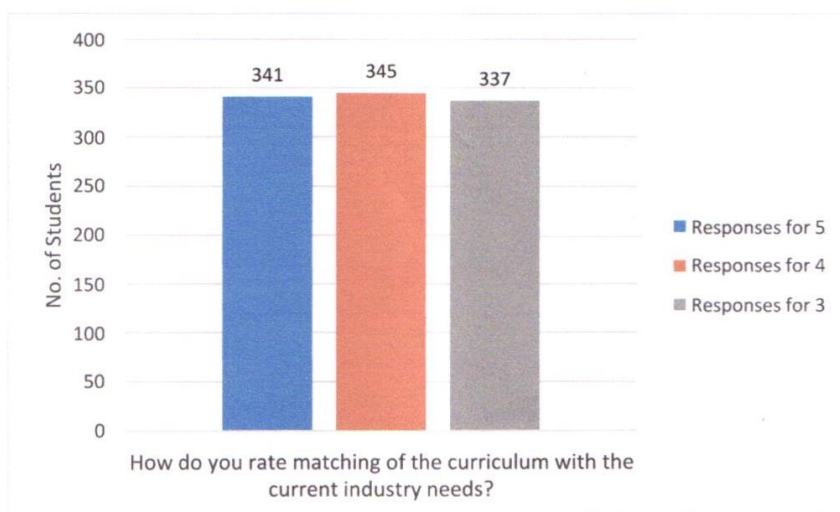
Academic Performance Feedback

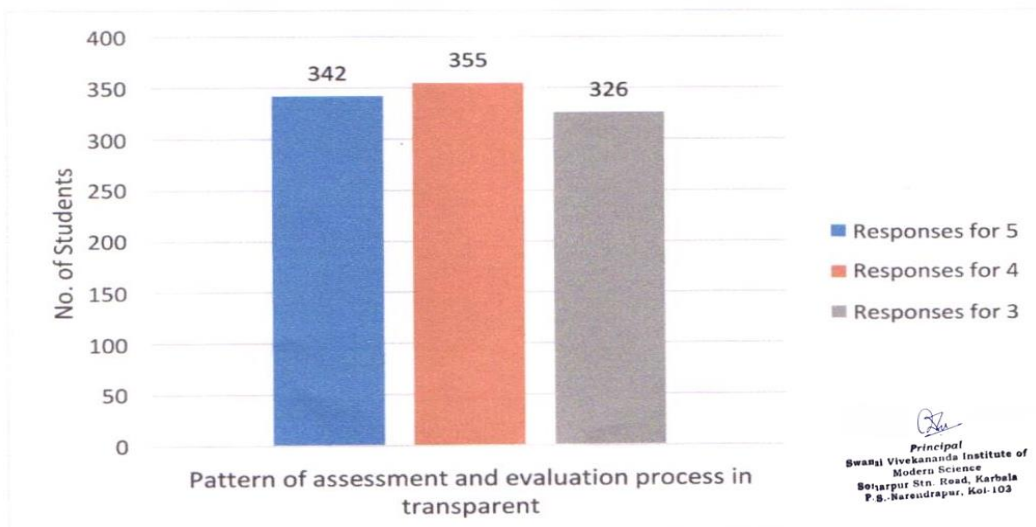
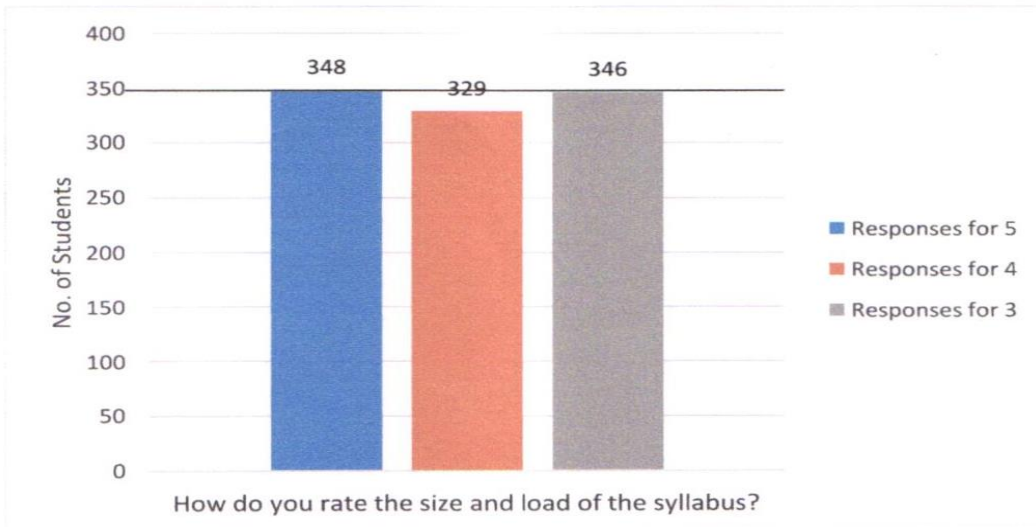
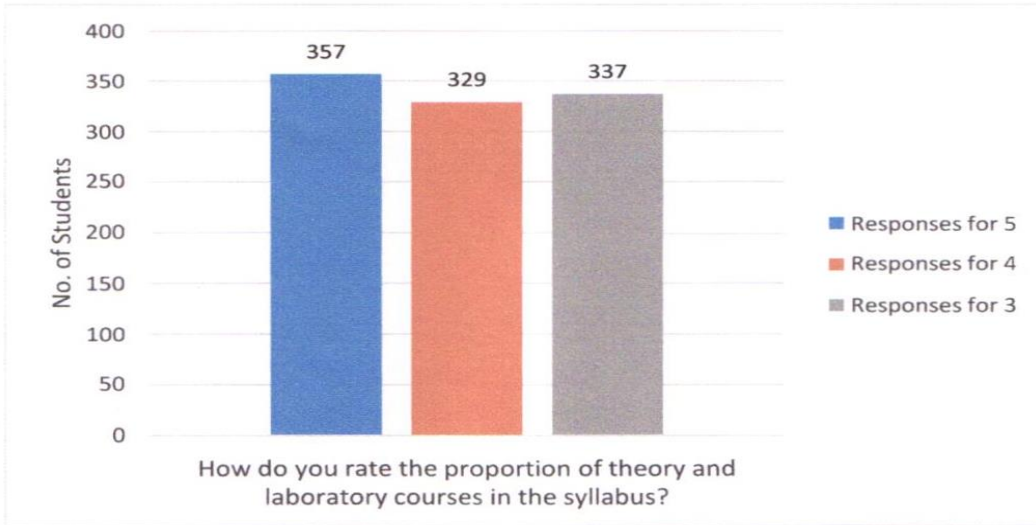
Introduction

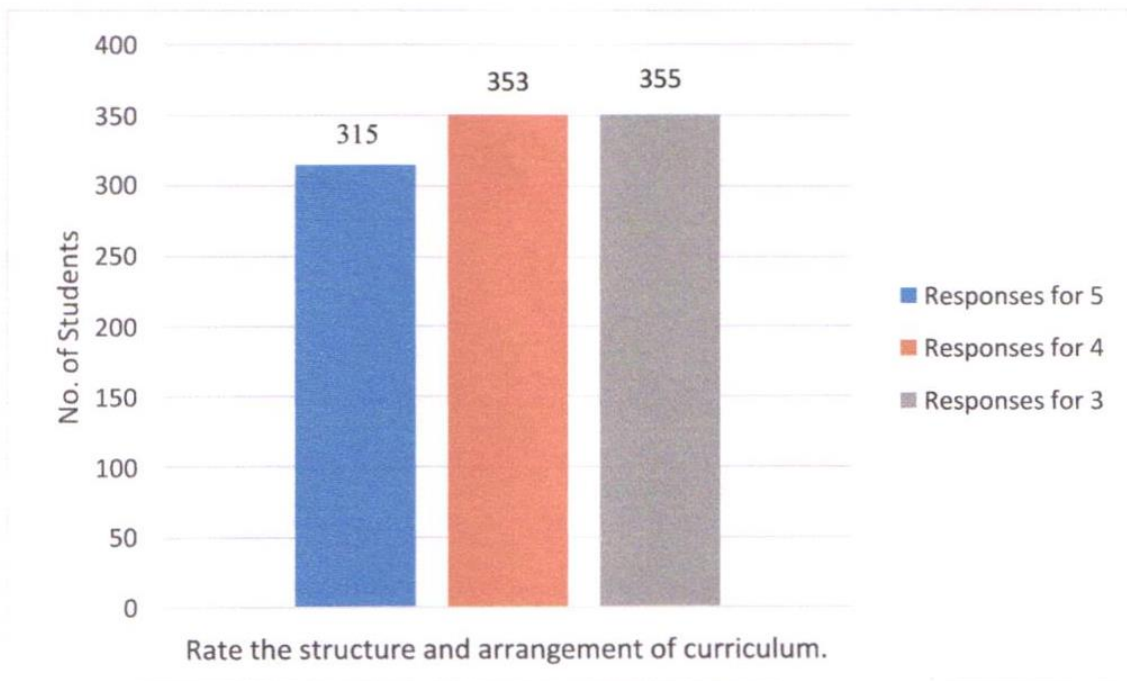
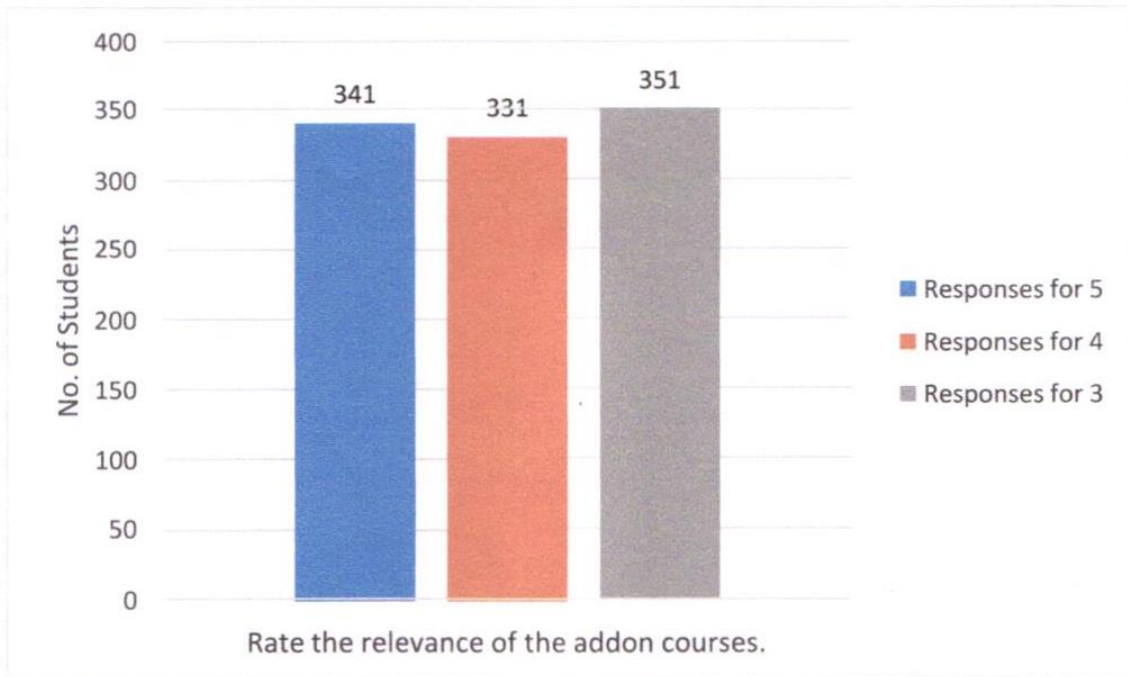
The IQAC team of the institution has collected feedback on curriculum from students as part of quality monitoring and quality assurance practices implemented in the institution. Feedback is usually collected during the academic session. The feedback link is also available in the website and all students are encouraged to fill in the feedback form.

The data so collected by using an online software is also analyzed by the software and the result is reviewed by the IQAC team. Recommendations are prepared and forwarded to the management. Action taken report is also prepared department wise for follow up actions.

The analysis report is forwarded to the management which is in turn forwarded to relevant stakeholders. The following is the analysis of number of responses per question.







Average score

The IQAC team has also analyzed the overall responses and the average score per question. In order to achieve this, responses for each question were collected in a scale of 1-5, with 5 being the most favourable and 1 being least favourable. The average score was calculated over total responses collected over time for all the programs and it was analyzed by using the software.

Recommendations are prepared and forwarded to the management. Action taken report is also prepared department wise for follow up actions.

The following is the analysis of average score per question.

How do you rate matching of the curriculum with the current industry needs? *Average Score 4.004*

How do you rate the appropriateness of the course objectives and the content given in the syllabus? *Average Score 4.017*

How do you rate the proportion of theory and laboratory courses in the syllabus? *Average Score 4.020*

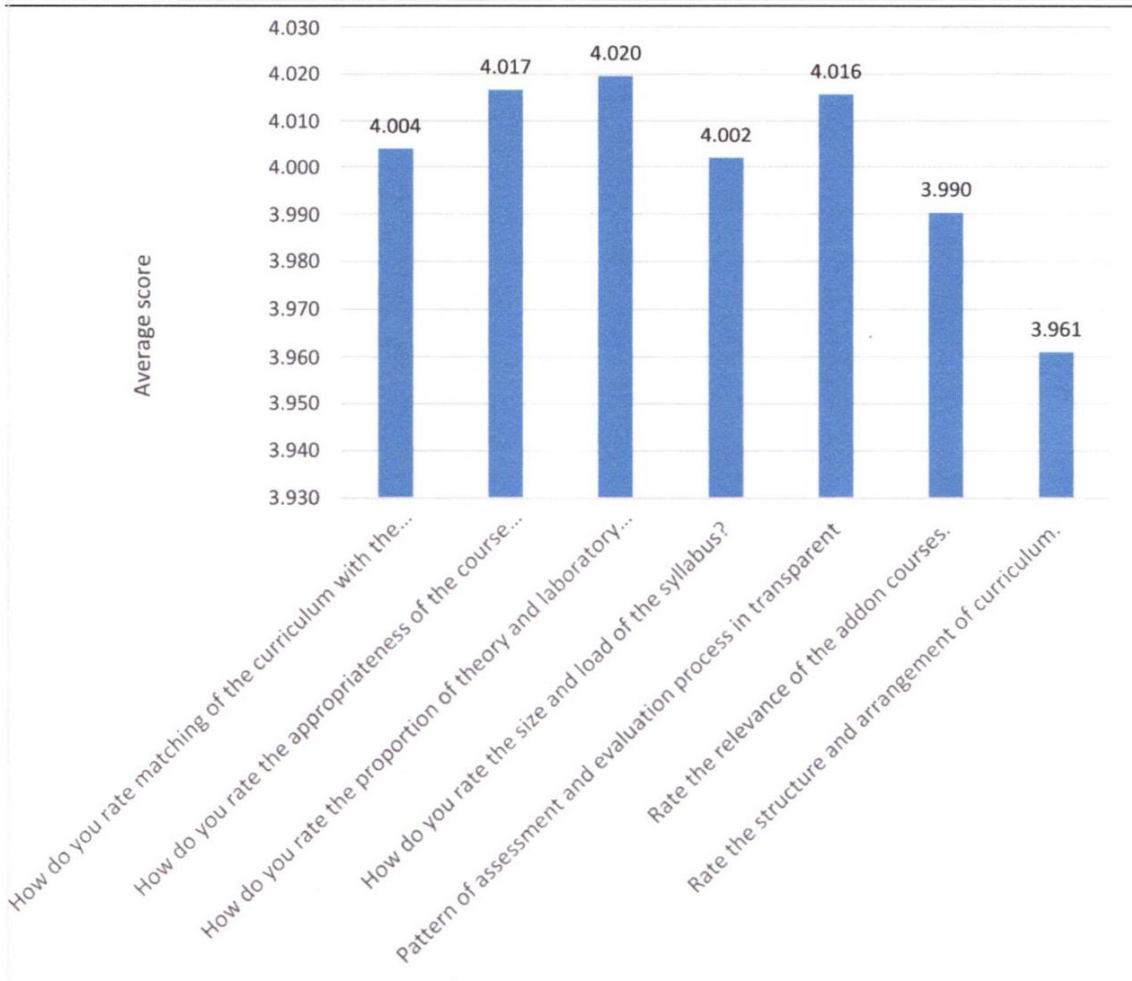
How do you rate the size and load of the syllabus? *Average Score 4.002*

Pattern of assessment and evaluation process in transparent. *Average Score 4.016*

Rate the relevance of the addon courses. *Average Score 3.990*

Rate the structure and arrangement of curriculum. *Average Score 3.961*

Graphical representation of average score analysis



Conclusion

Feedback analysis and action taken report is a regular quality monitoring and quality assurance activity of the IQAC team of the institution. Feedback is collected during the academic session and reports are analyzed. The recommendations are also reviewed and appropriate actions are taken. The actions taken are noted in the IQAC Annual Quality Assurance Report and submitted in the yearly reports.

In case there is any recommendation that requires detailed planning and effort to implement, the same is noted in the Plan of Action of IQAC for the subsequent year in the AQAR. The activities are monitored and outcome is mentioned in the Actions Taken in the next year AQAR.

Curriculum feedback analysis of Students: 2021-2022

Institution Ambience Feedback

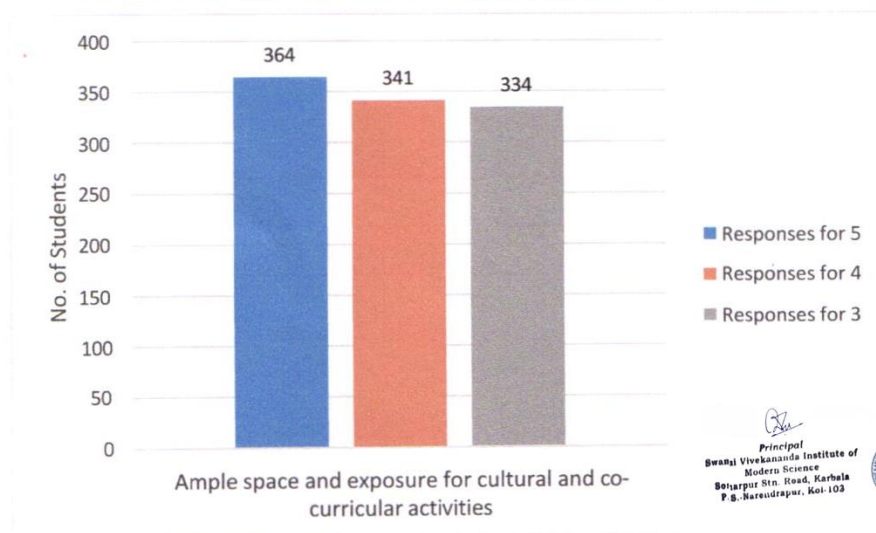
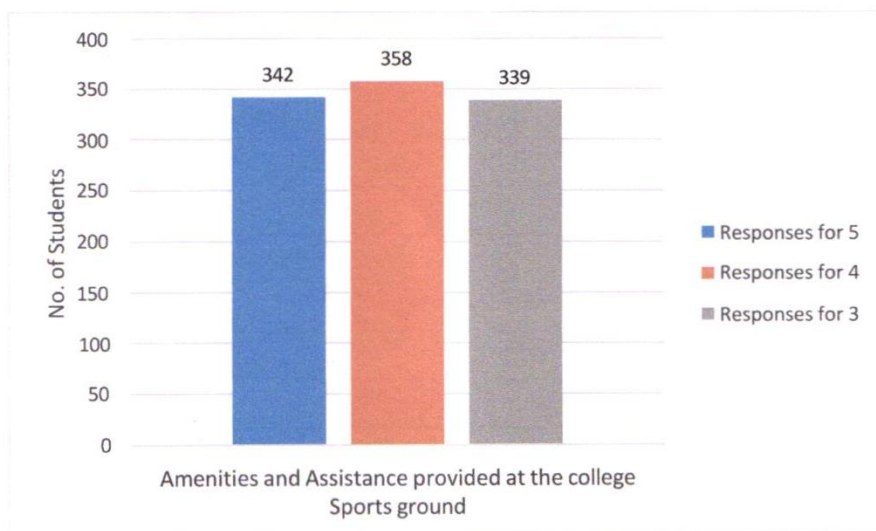
Introduction

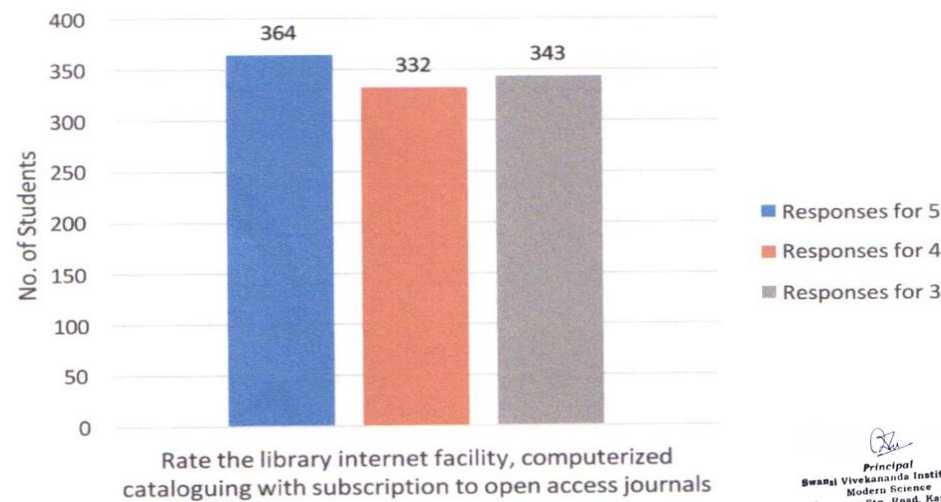
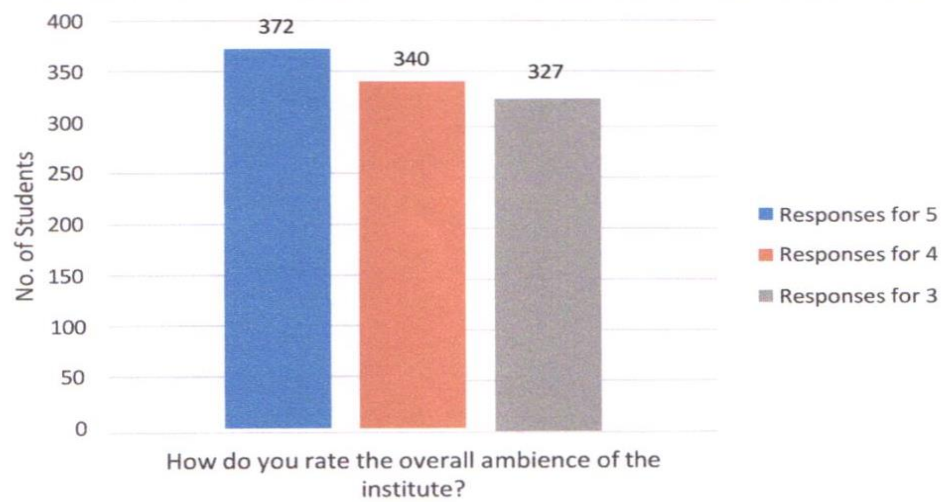
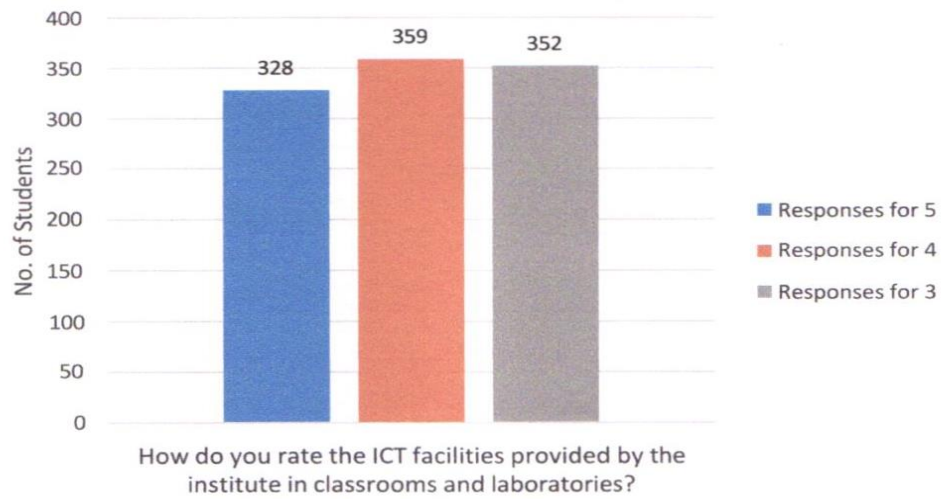
The IQAC team of the institution has collected feedback on curriculum from students as part of quality monitoring and quality assurance practices implemented in the institution. Feedback is usually collected during the academic session. The feedback link is also available in the website and all students are encouraged to fill in the feedback form.

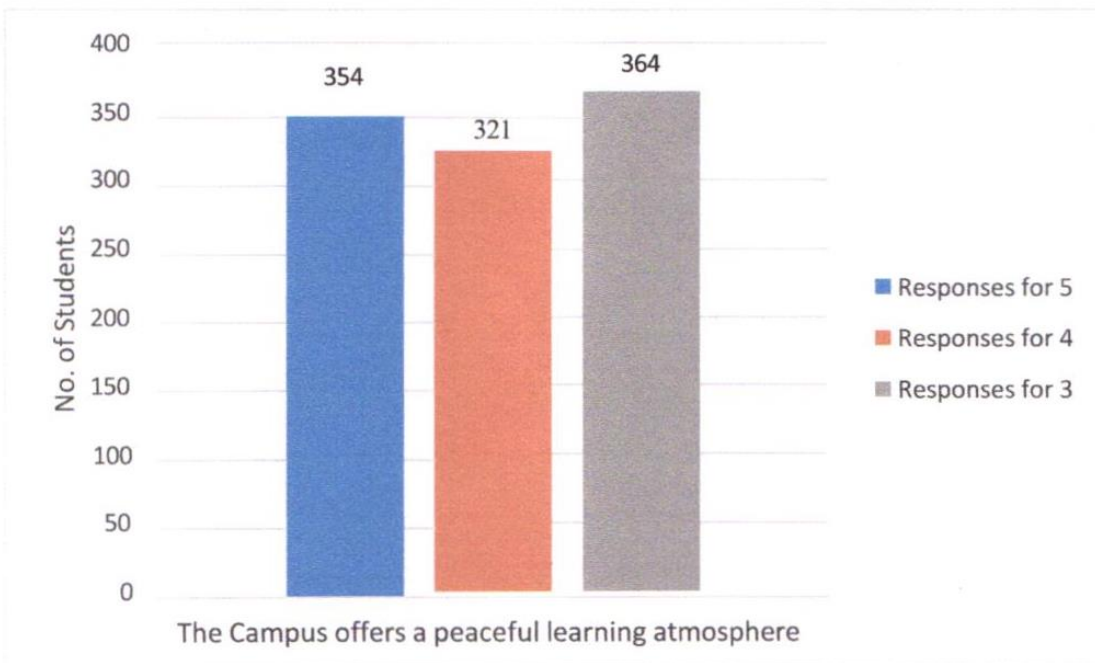
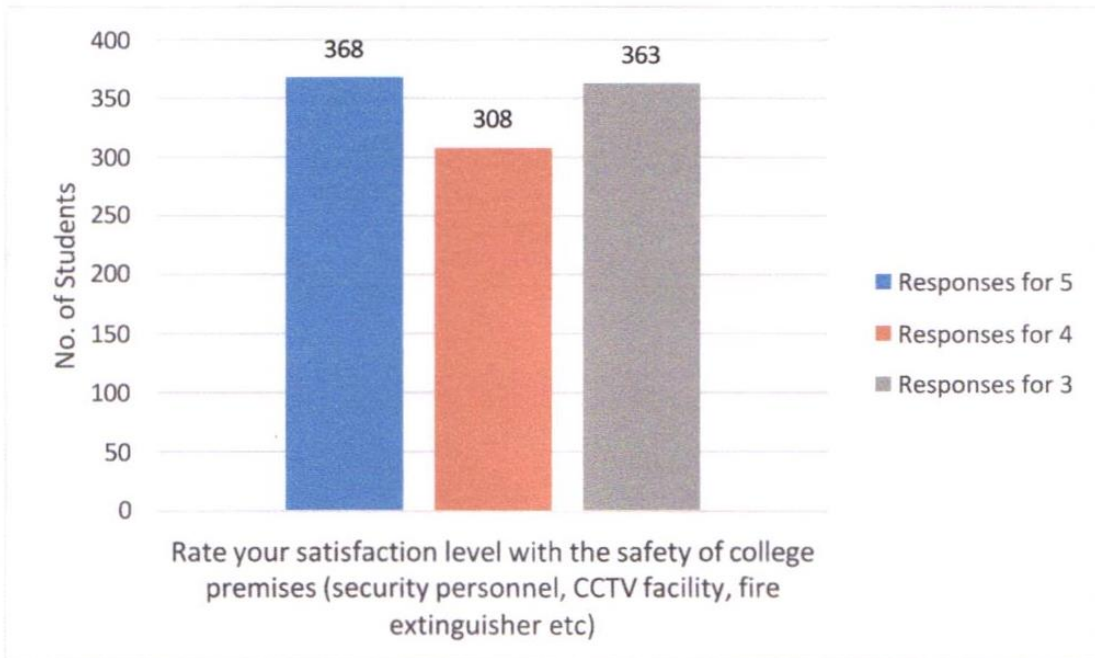
The data so collected by using an online software is also analyzed by the software and the result is reviewed by the IQAC team. Recommendations are prepared and forwarded to the management. Action taken report is also prepared department wise for follow up actions.

The analysis report is forwarded to the management which is in turn forwarded to relevant stakeholders. The

following is the analysis of number of responses per question.







Average score

The IQAC team has also analyzed the overall responses and the average score per question. In order to achieve this, responses for each question were collected in a scale of 1-5, with 5 being the most favourable and 1 being least favourable. The average score was calculated over total responses collected over time for all the programs and it was analyzed by using the software.

Recommendations are prepared and forwarded to the management. Action taken report is also prepared department wise for follow up actions.

The following is the analysis of average score per question.

Amenities and Assistance provided at the college Sports ground *Average Score 4.003*

Ample space and exposure for cultural and co-curricular activities *Average Score 4.029*

How do you rate the ICT facilities provided by the institute in classrooms and laboratories? *Average Score 3.977*

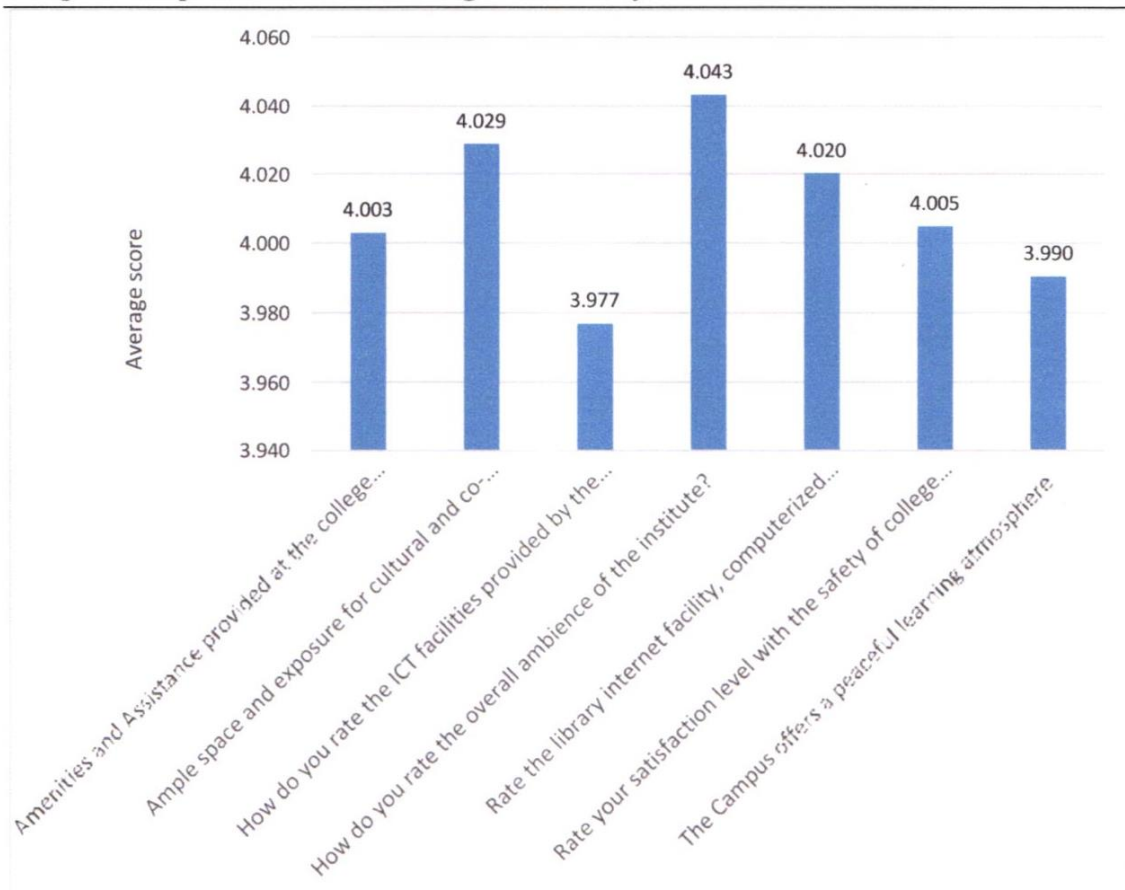
How do you rate the overall ambience of the institute? *Average Score 4.043*

Rate the library internet facility, computerized cataloguing with subscription to open access journals *Average Score 4.020*

Rate your satisfaction level with the safety of college premises (security personnel, CCTV facility, fire extinguisher etc) *Average Score 4.005*

The Campus offers a peaceful learning atmosphere *Average Score 3.99*

Graphical representation of average score analysis



Conclusion

Feedback analysis and action taken report is a regular quality monitoring and quality assurance activity of the IQAC team of the institution. Feedback is collected during the academic session and reports are analyzed. The recommendations are also reviewed and appropriate actions are taken. The actions taken are noted in the IQAC Annual Quality Assurance Report and submitted in the yearly reports.

In case there is any recommendation that requires detailed planning and effort to implement, the same is noted in the Plan of Action of IQAC for the subsequent year in the AQAR. The activities are monitored and outcome is mentioned in the Actions Taken in the next year AQAR.

Faculty feedback analysis: 2021-2022

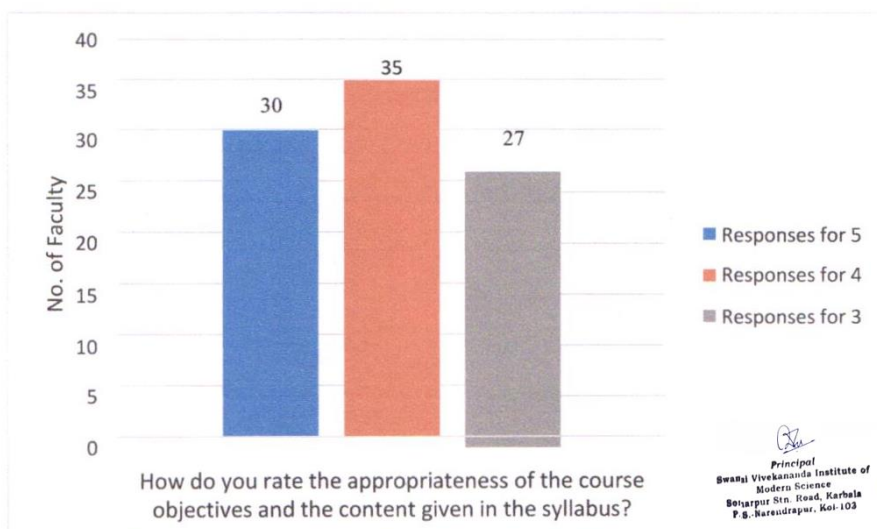
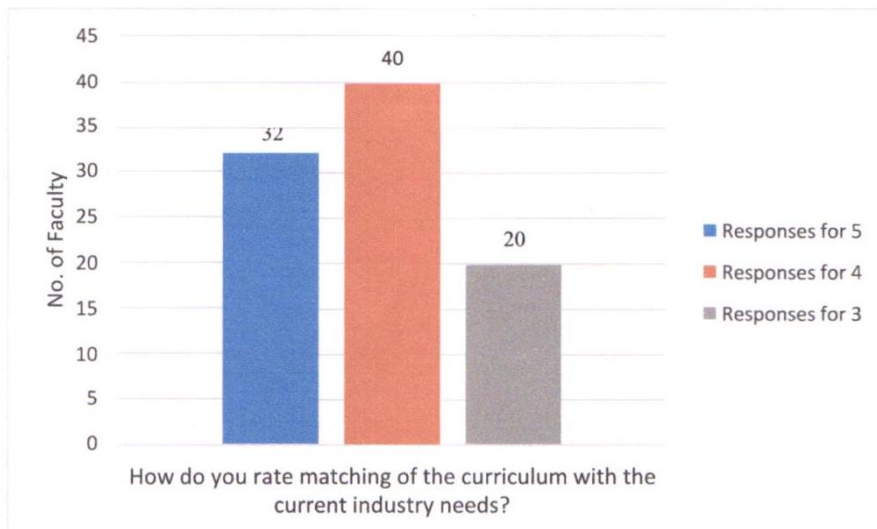
Academic Performance Feedback

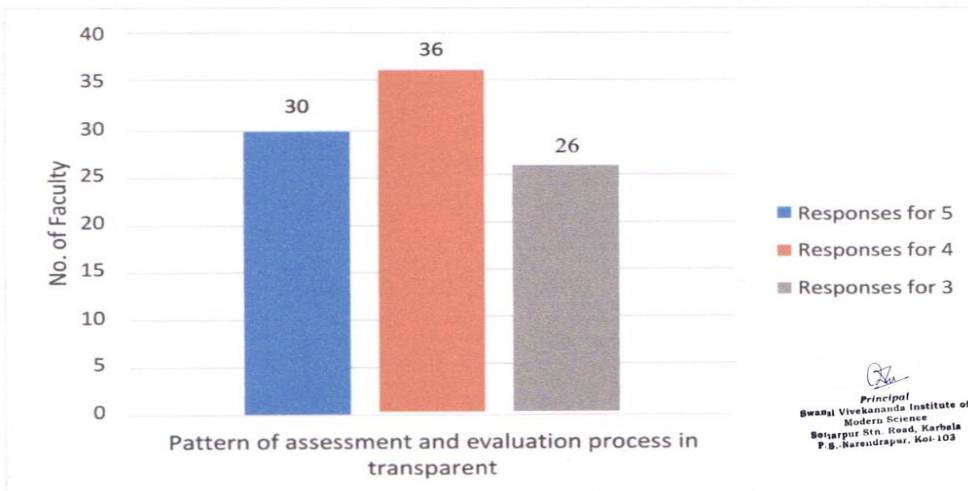
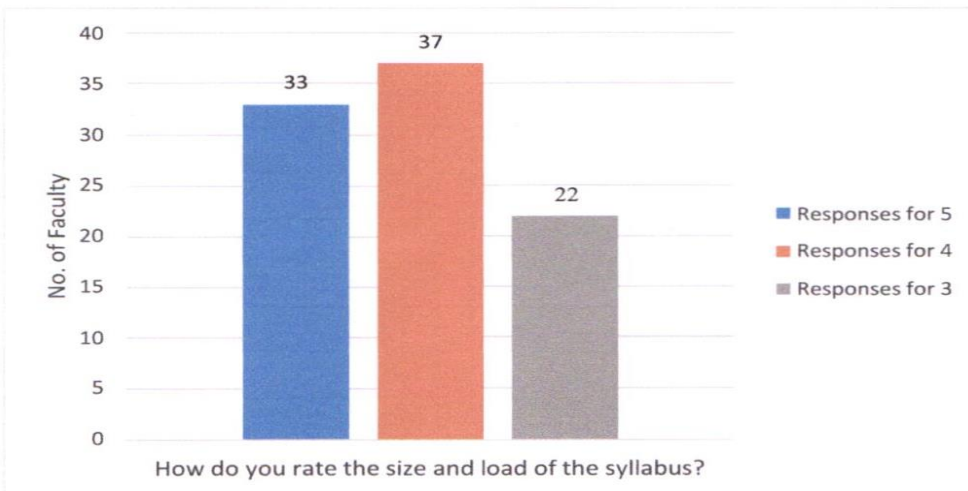
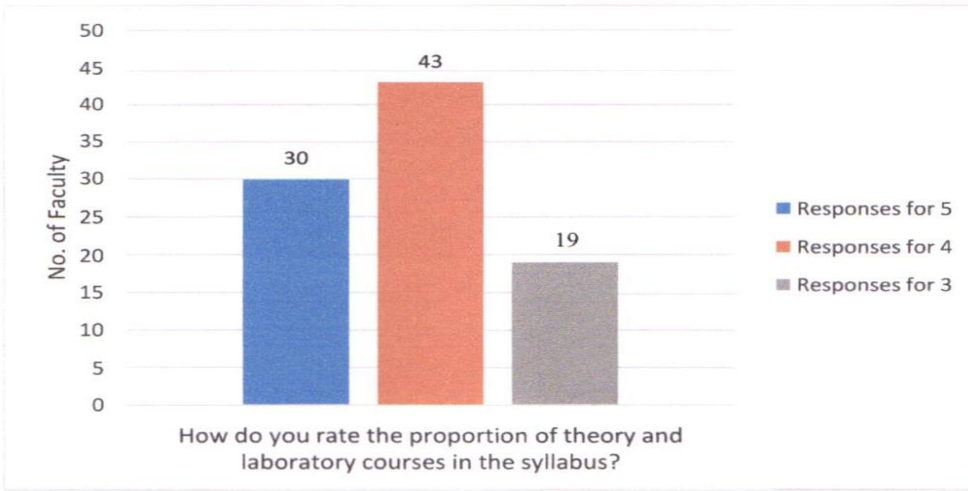
Introduction

The IQAC team of the institution has collected feedback from the employers as part of quality monitoring and quality assurance practices implemented in the institution. Feedback is collected during the academic session. The feedback link is also available in the website and faculties are encouraged to fill in the feedback form.

The data so collected by using an online software is also analyzed by the software and the result is reviewed by the IQAC team. Recommendations are prepared and forwarded to the management. Action taken report is also prepared department wise for follow up actions.

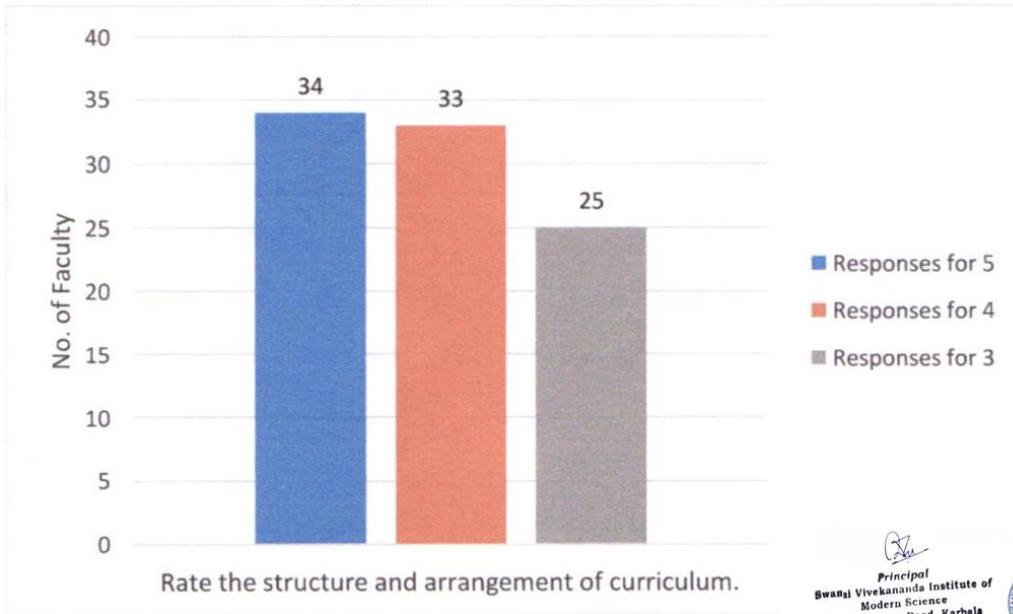
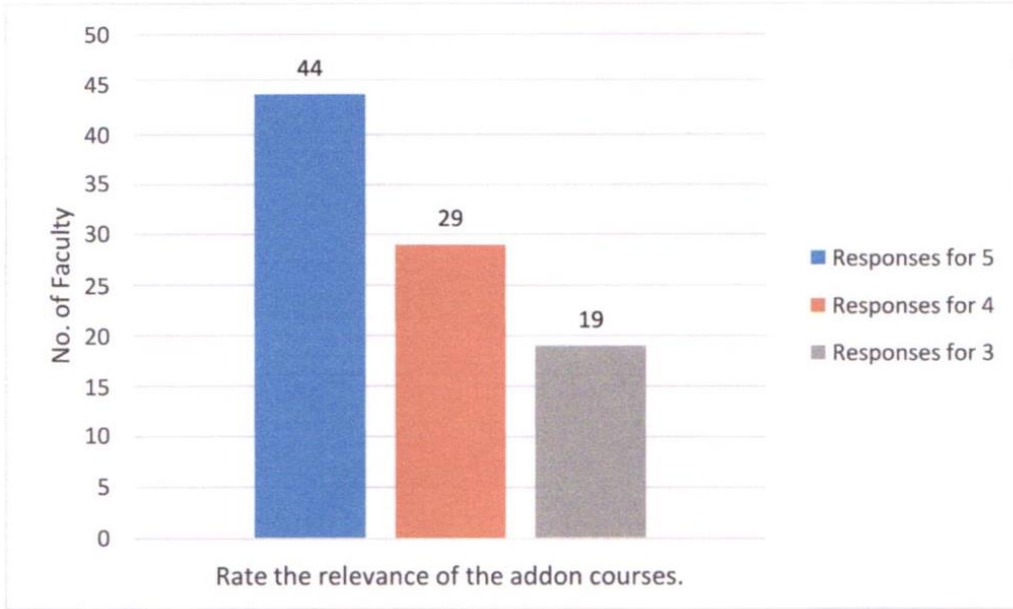
The following is the analysis of number of responses per question.






Principal
 Swamiji Vivekananda Institute of
 Modern Science
 Belthangur Stn. Road, Karhala
 P. S. -Narendrapur, Kori-103






 Principal
 Swami Vivekananda Institute of
 Modern Science
 Boharpur Stn. Road, Karbala
 P. O. Narendrapur, Koi-103



Average score

The IQAC team has also analyzed the overall responses and the average score per question. In order to achieve this, responses for each question were collected in a scale of 1-5, with 5 being the most favourable and 1 being least favourable. The average score was calculated over total responses collected over time for all the programs and it was analyzed by using the software.

Recommendations are prepared and forwarded to the management. Action taken report is also prepared department wise for follow up actions.

The following is the analysis of average score per question.

How do you rate matching of the curriculum with the current industry needs?
Average Score 4.13

How do you rate the appropriateness of the course objectives and the content given in the syllabus?
Average Score 4.033


How do you rate the proportion of theory and laboratory courses in the syllabus?
Average Score 4.12

How do you rate the size and load of the syllabus?
Average Score 4.12

Pattern of assessment and evaluation process in transparent.
Average Score 4.043

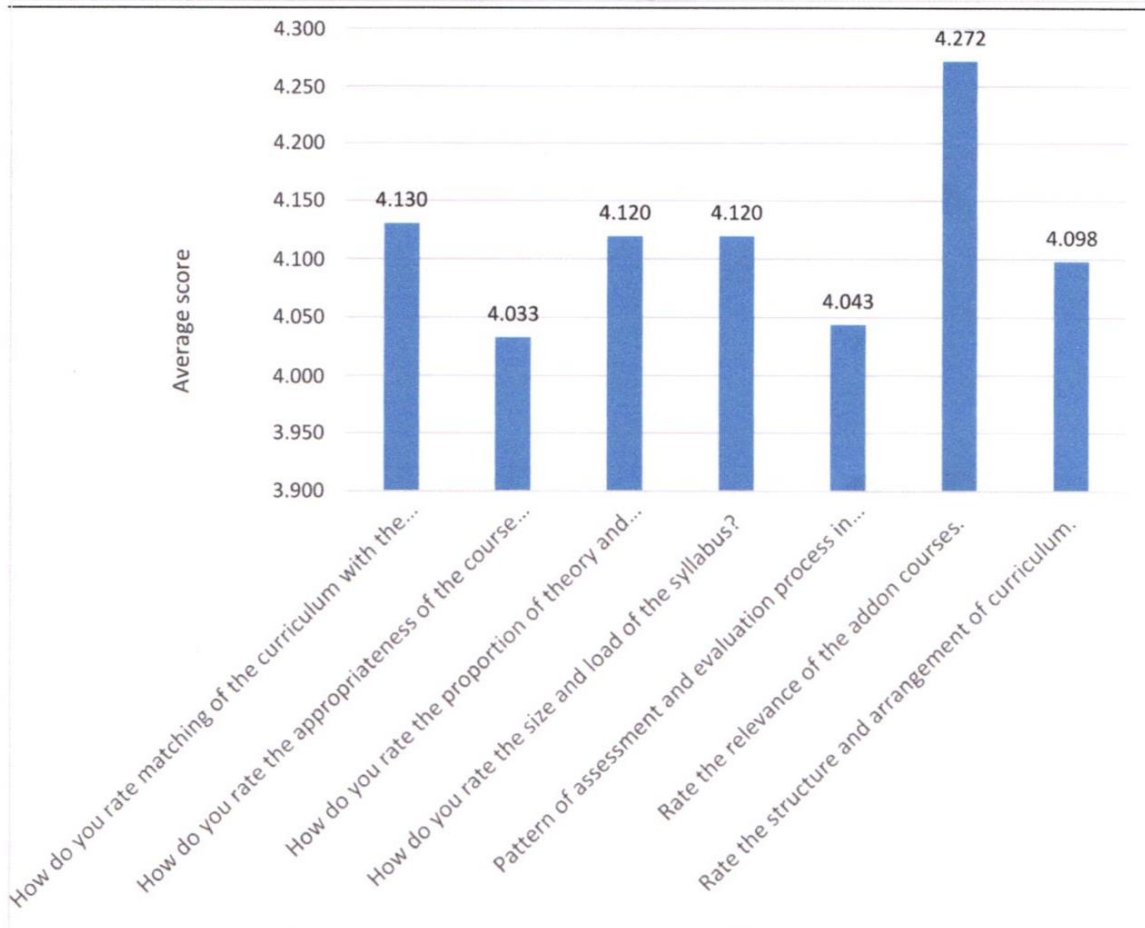
Rate the relevance of the add-on courses.
Average Score 4.272

Rate the structure and arrangement of curriculum.
Average Score 4.098


Principal
Swami Vivekananda Institute of
Modern Science
Beharpur Stn. Road, Karhala
P. O. Narendrapur, Kol-104



Graphical representation of average score analysis



Conclusion

Feedback analysis and action taken report is a regular quality monitoring and quality assurance activity of the IQAC team of the institution. Feedback is collected during the academic session and reports are analyzed. The recommendations are also reviewed and appropriate actions are taken. The actions taken are noted in the IQAC Annual Quality Assurance Report and submitted in the yearly reports.

In case there is any recommendation that requires detailed planning and effort to implement, the same is noted in the Plan of Action of IQAC for the subsequent year in the AQAR. The activities are monitored and outcome is mentioned in the Actions Taken in the next year AQAR.

Faculty feedback analysis: 2021-2022

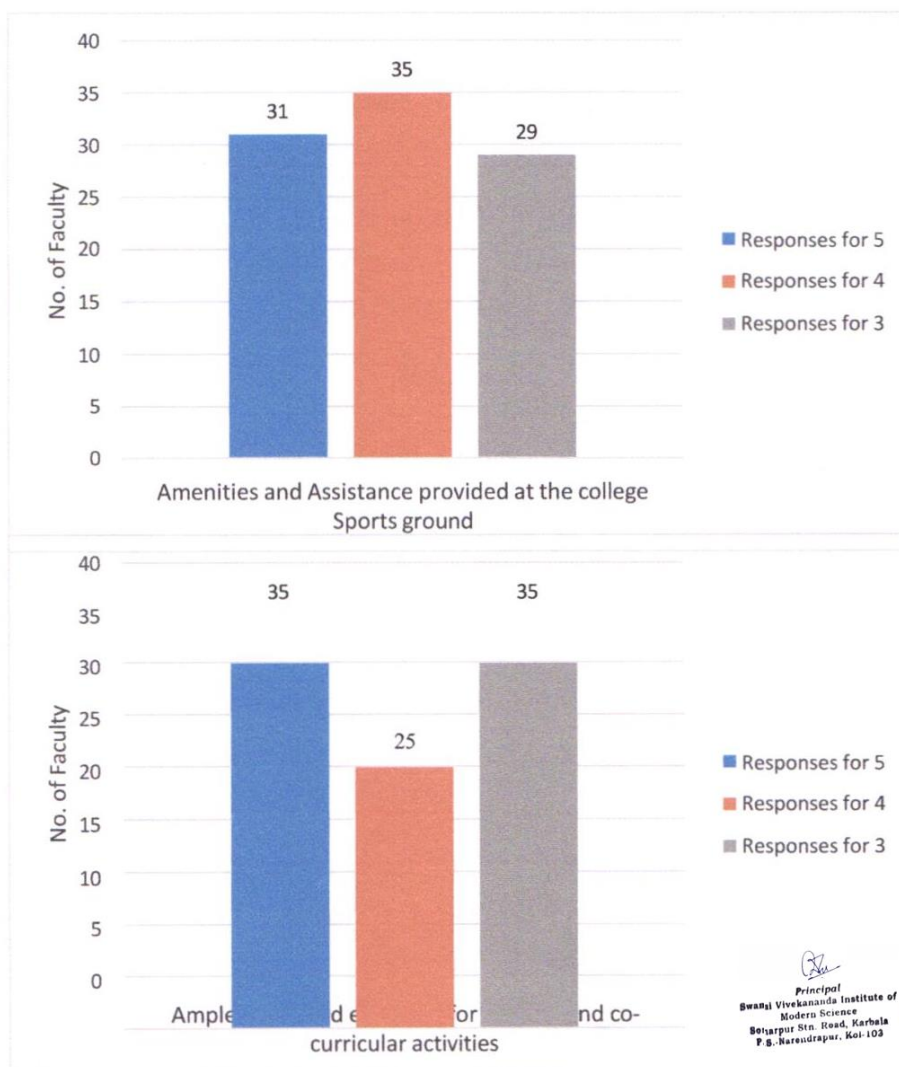
Institution Ambience Feedback

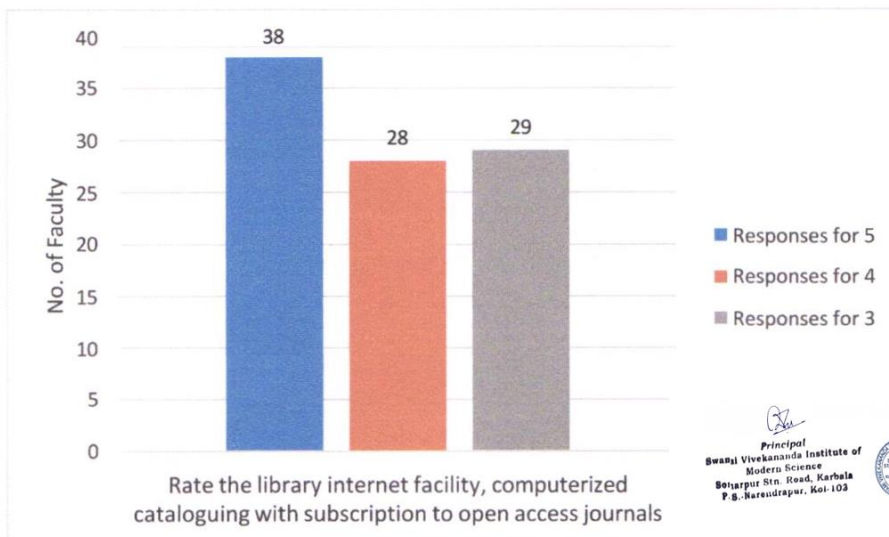
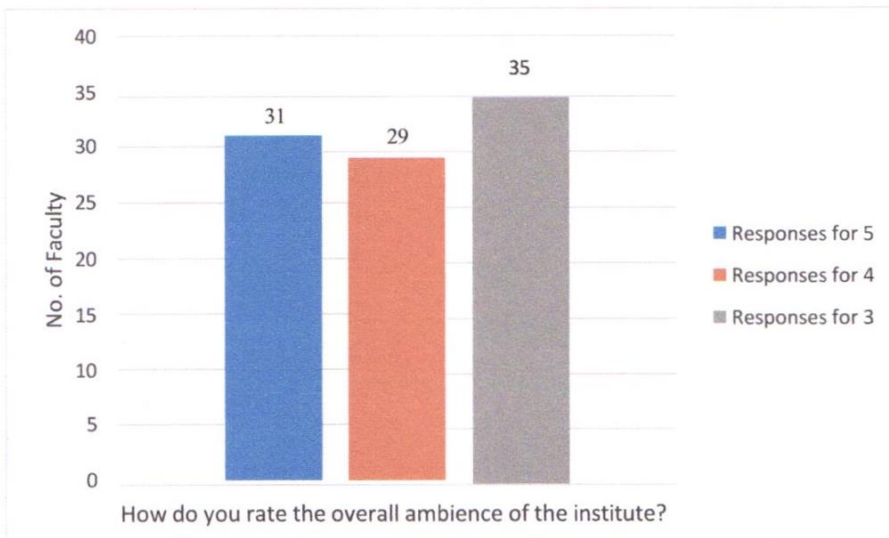
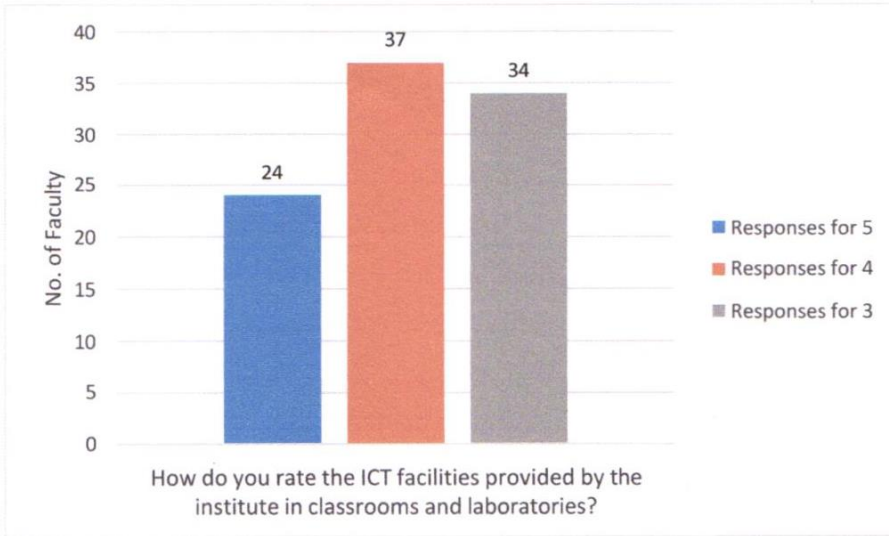
Introduction

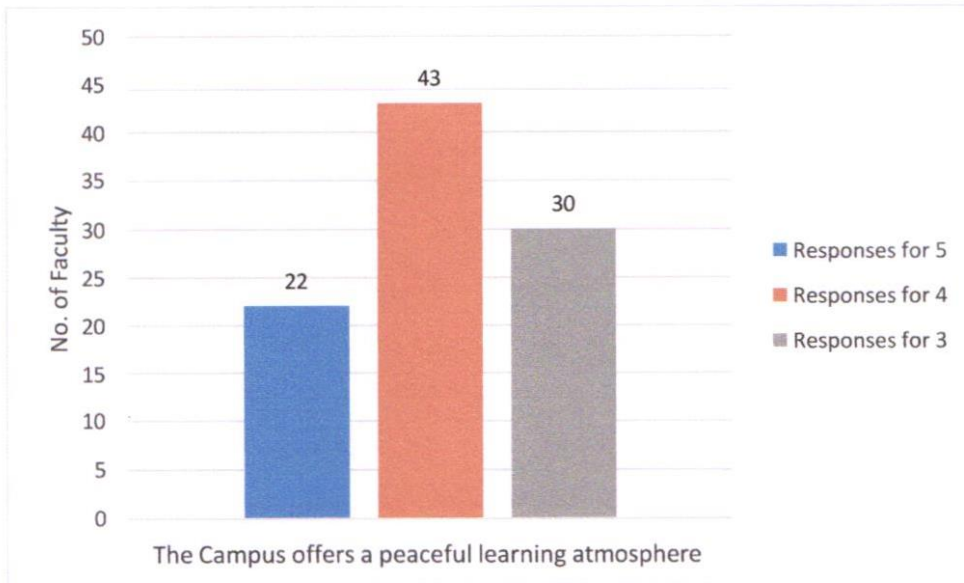
The IQAC team of the institution has collected feedback from the employers as part of quality monitoring and quality assurance practices implemented in the institution. Feedback is usually collected during the academic session. The feedback link is also available in the website and faculties are encouraged to fill in the feedback form.

The data so collected by using an online software is also analyzed by the software and the result is reviewed by the IQAC team. Recommendations are prepared and forwarded to the management. Action taken report is also prepared department wise for follow up actions.

The following is the analysis of number of responses per question.







Average score

The IQAC team has also analyzed the overall responses and the average score per question. In order to achieve this, responses for each question was collected in a scale of 1-5, with 5 being the most favorable and 1 being least favorable. The average score was calculated over total responses collected over time for all the programs and it was analyzed by using the software.

Recommendations are prepared and forwarded to the management. Action taken report is also prepared department wise for follow up actions.

The following is the analysis of average score per question.

Amenities and Assistance provided at the college Sports ground *Average Score 4.021*

Ample space and exposure for cultural and co-curricular activities *Average Score 4*


How do you rate the ICT facilities provided by the institute in classrooms and laboratories? *Average Score 3.895*

How do you rate the overall ambience of the institute? *Average Score 3.958*

Rate the library internet facility, computerized cataloguing with subscription to open access journals *Average Score 4.095*

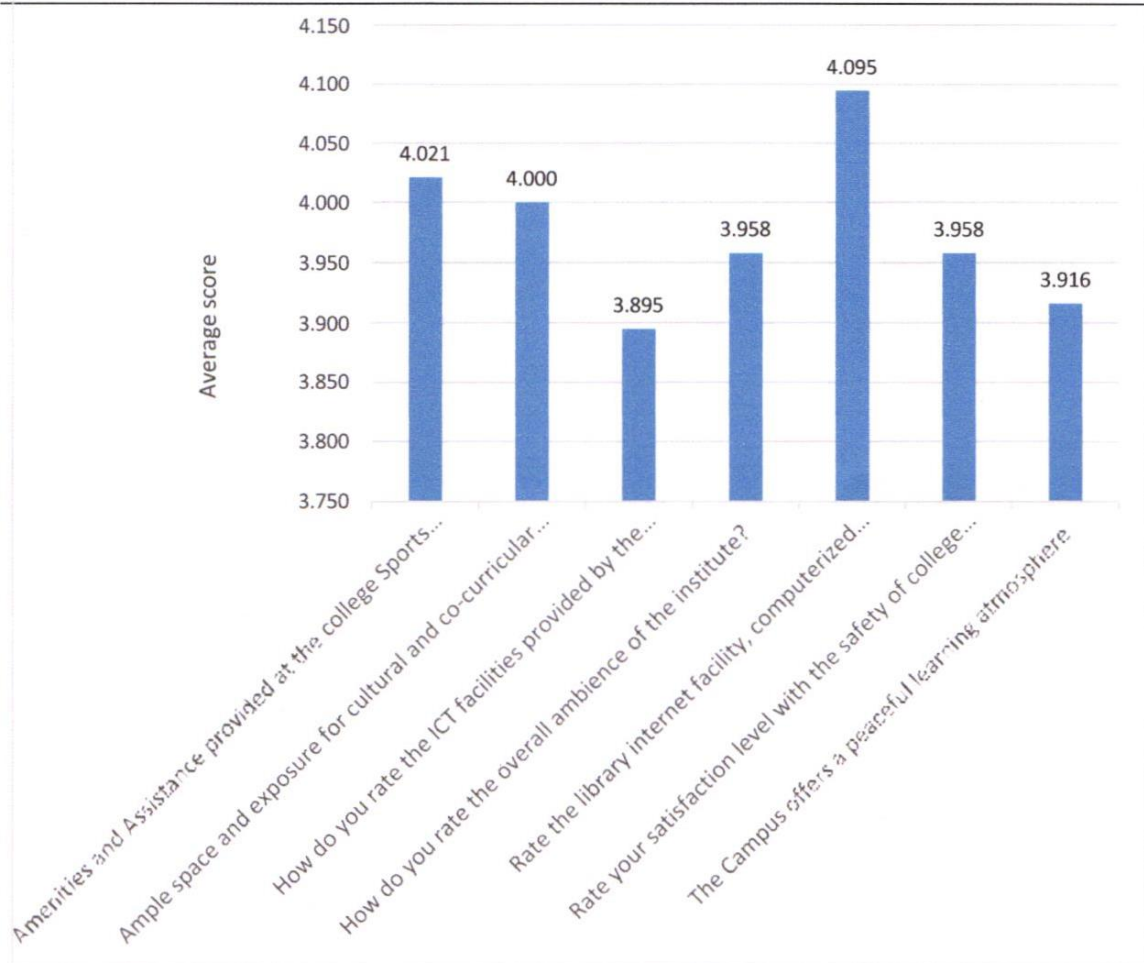
Rate your satisfaction level with the safety of college premises (security personnel, CCTV facility, fire extinguisher etc) *Average Score 3.958*

The Campus offers a peaceful learning atmosphere *Average Score 3.916*


Principal
Swami Vivekananda Institute of
Modern Science
Bhatnagar Stn. Road, Karhala
P. O. - Harandrapur, Kol-103



Graphical representation of average score analysis



Conclusion

Feedback analysis and action taken report is a regular quality monitoring and quality assurance activity of the IQAC team of the institution. Feedback is collected during the academic session and reports are analyzed. The recommendations are also reviewed and appropriate actions are taken. The actions taken are noted in the IQAC Annual Quality Assurance Report and submitted in the yearly reports.

In case there is any recommendation that requires detailed planning and effort to implement, the same is noted in the Plan of Action of IQAC for the subsequent year in the AQAR. The activities are monitored and outcome is mentioned in the Actions Taken in the next year AQAR.

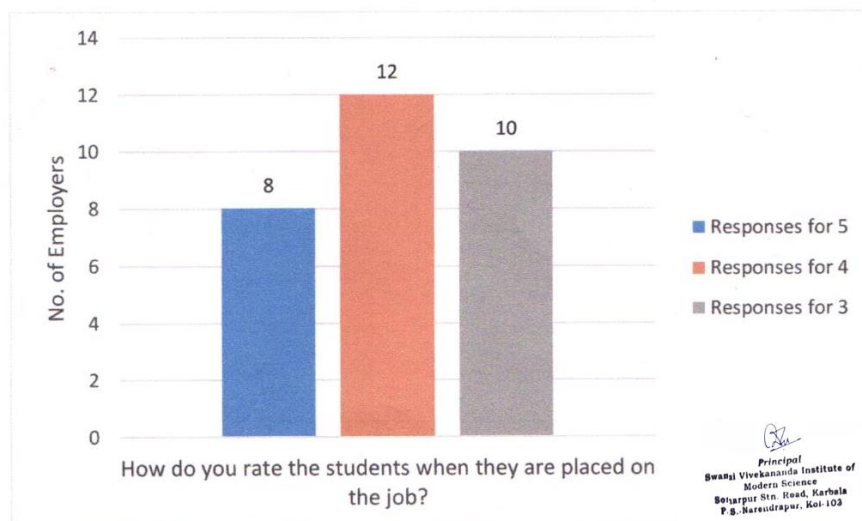
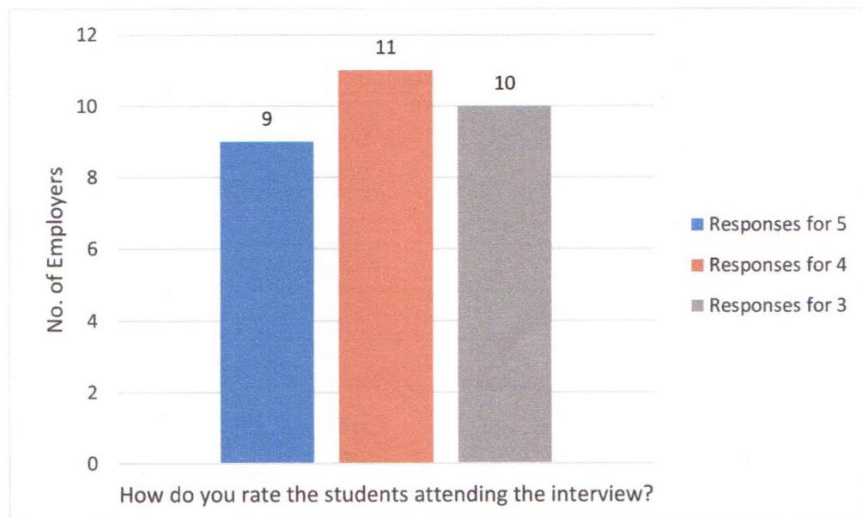
Employer feedback analysis: 2021-2022

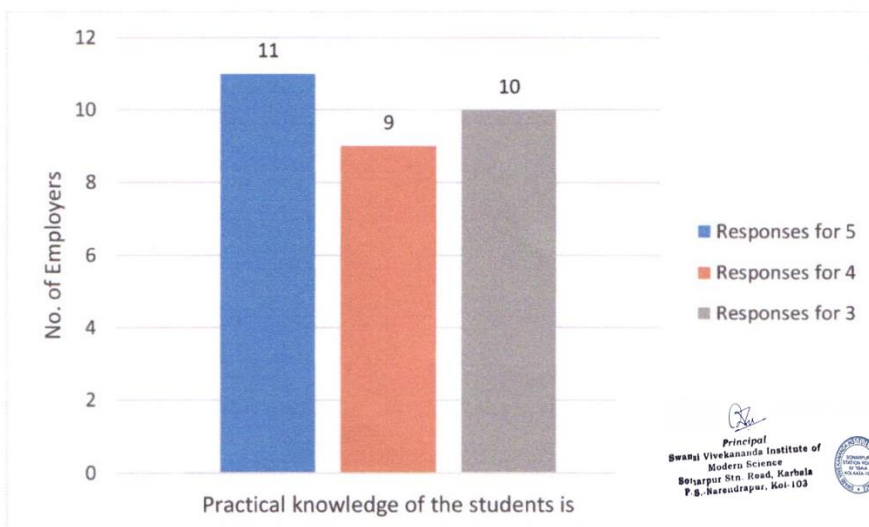
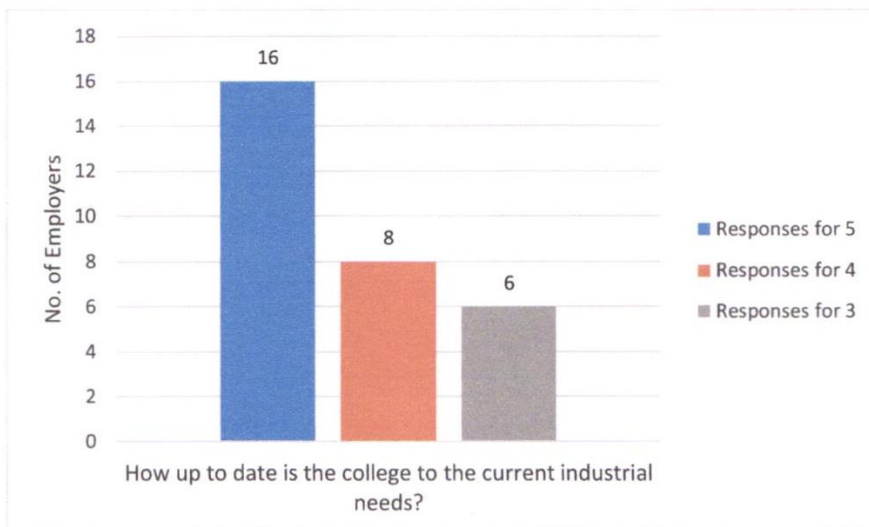
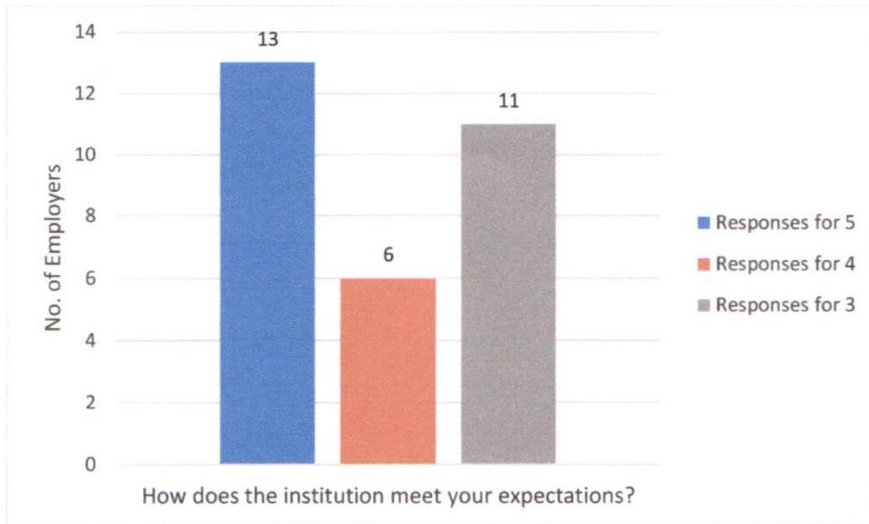
Introduction

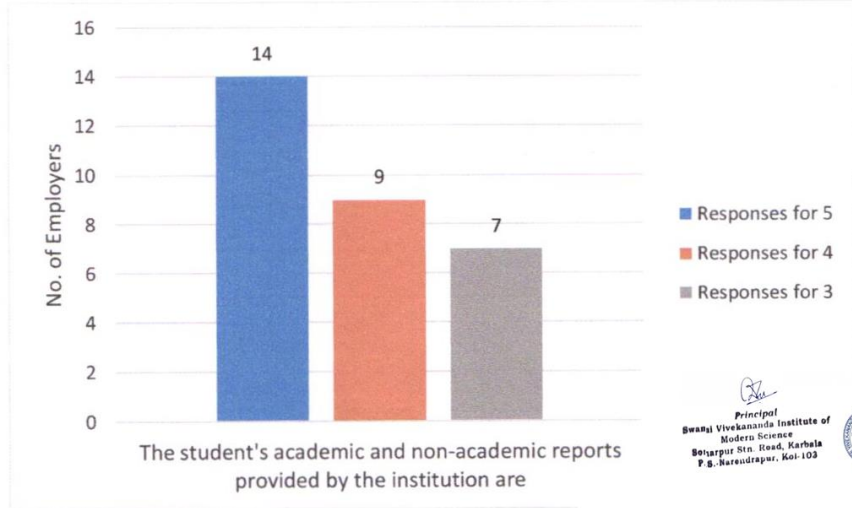
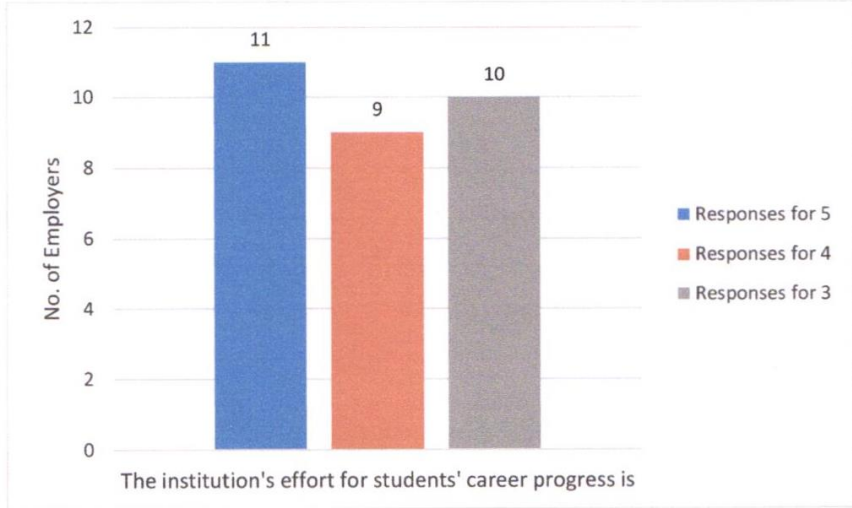
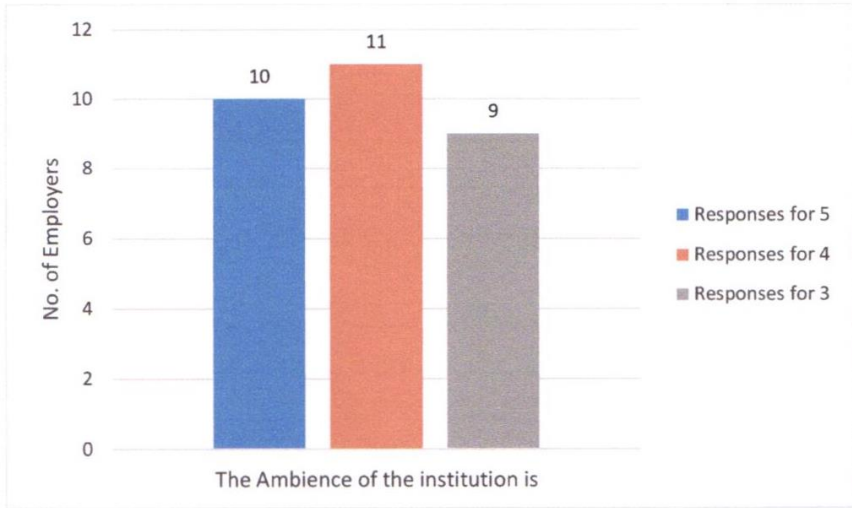
The IQAC team of the institution has collected feedback on academic performance and institutional ambience from employers as part of quality monitoring and quality assurance practices implemented in the institution. Feedback is collected during the academic sessions. The feedback link is also available on the website and all employers are encouraged to fill in the feedback form.

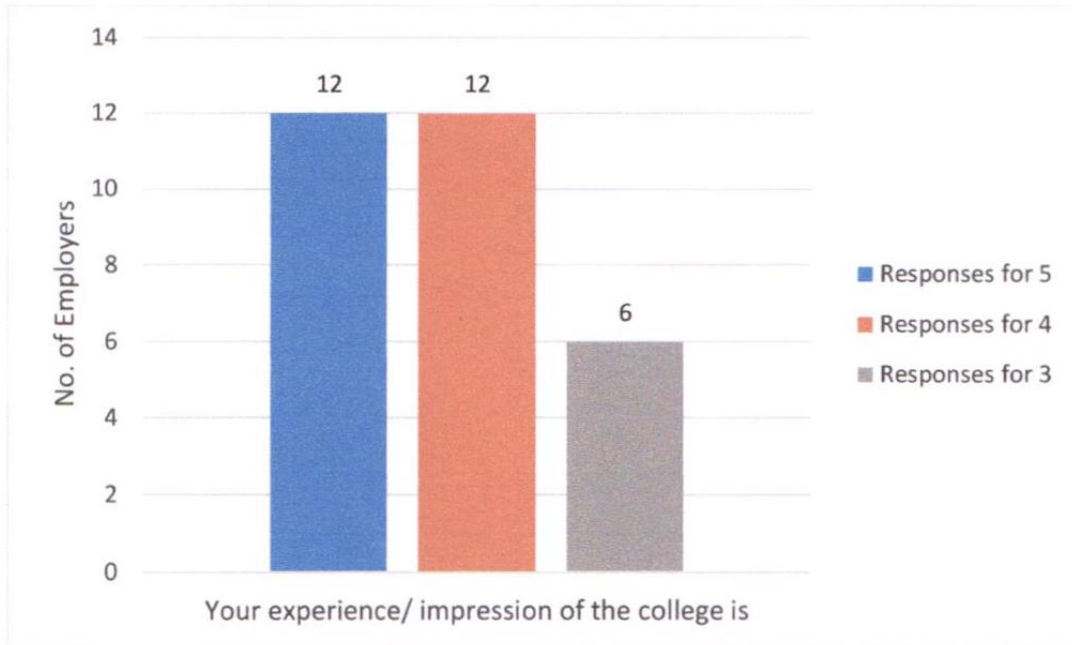
The data collected by using an online software is also analyzed by the software and the result is reviewed by the IQAC team. Recommendations are prepared and forwarded to the management. Action taken report is also prepared department wise for follow up actions.


The following is the analysis of number of responses per question.










Principal
Swami Vivekananda Institute of
Modern Science
Beharpur Stn. Road, Karbela
P.S. Narendrapur, Koi-103



Average score

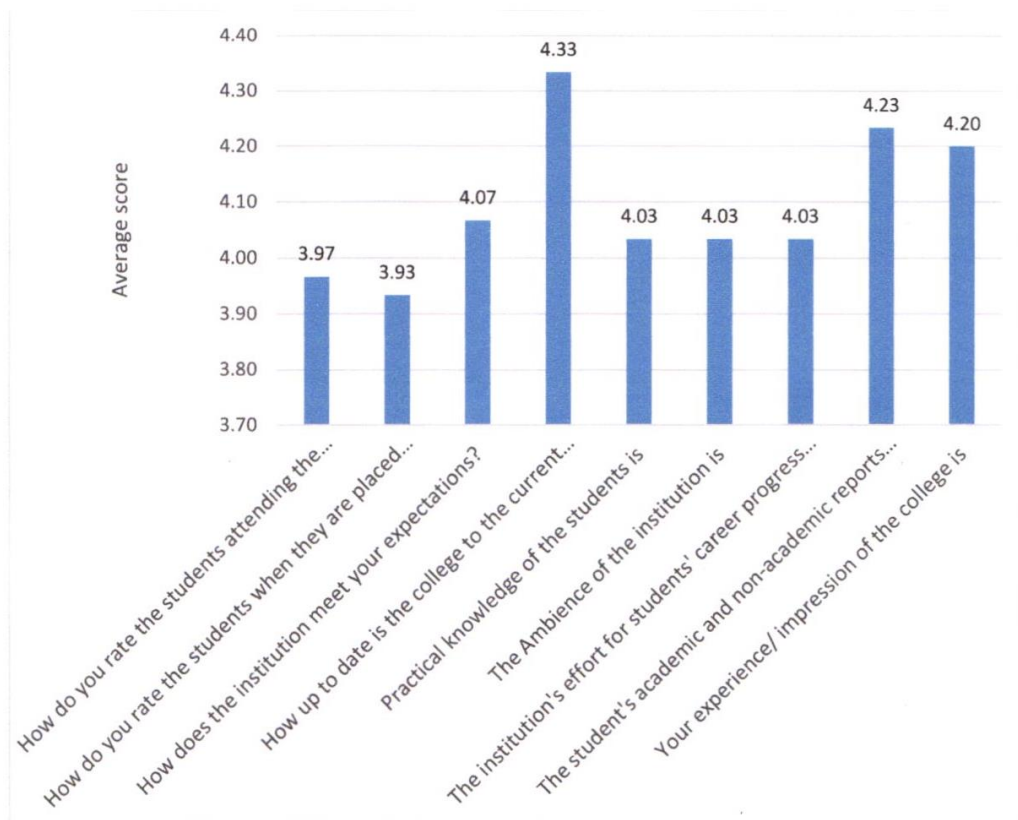
The IQAC team has also analyzed the overall responses and the average score per question. In order to achieve this, responses for each question was collected in a scale of 1-5, with 5 being the most favorable and 1 being least favorable. The average score was calculated over total responses collected over time for all the programs and it was analyzed by using the software.

Recommendations are prepared and forwarded to the management. Action taken report is also prepared department wise for follow up actions.

The following is the analysis of average score per question.

How do you rate the students attending the interview? <i>Average Score 3.97</i>	How do you rate the students when they are placed on the job? <i>Average Score 3.93</i>	How does the institution meet your expectations? <i>Average Score 4.07</i>
How up to date is the college to the current industrial needs? <i>Average Score 4.33</i>	Practical knowledge of the students is <i>Average Score 4.03</i>	The Ambience of the institution is <i>Average Score 4.03</i>
The institution's effort for students' career progress is <i>Average Score 4.03</i>	The student's academic and non-academic reports provided by the institution are <i>Average Score 4.23</i>	Your experience/ impression of the college is <i>Average Score 4.20</i>

Graphical representation of average score analysis



Conclusion

Feedback analysis and action taken report is a regular quality monitoring and quality assurance activity of the IQAC team of the institution. Feedback is collected during the academic sessions and reports are analyzed. The recommendations are also reviewed and appropriate actions are taken.

In case there is any recommendation that requires detailed planning and effort to implement, the same is noted in the Plan of Action of IQAC for the subsequent year in the AQAR. The activities are monitored and outcome is mentioned in the Actions Taken in the next year AQAR.

Alumni feedback analysis: 2022-2023

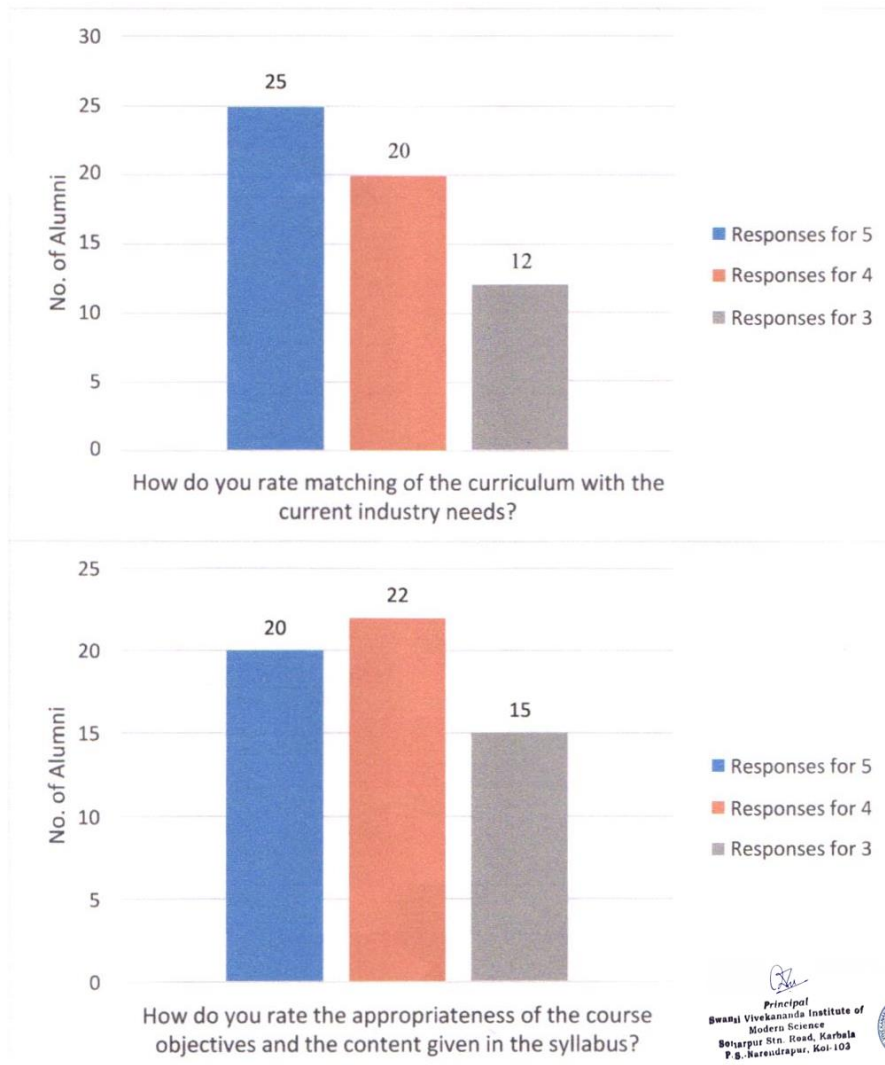
Academic Performance Feedback

Introduction

The IQAC team of the institution has collected feedback from the alumni as part of quality monitoring and quality assurance practices implemented in the institution. Feedback is usually collected during the Alumni meet held every year. The feedback link is also available in the website and alumni are encouraged to fill in the feedback form.

The data so collected by using an online software is also analyzed by the software and the result is reviewed by the IQAC team. Recommendations are prepared and forwarded to the management. Action taken report is also prepared for follow up actions.

The following is the analysis of number of responses per question.



Average score

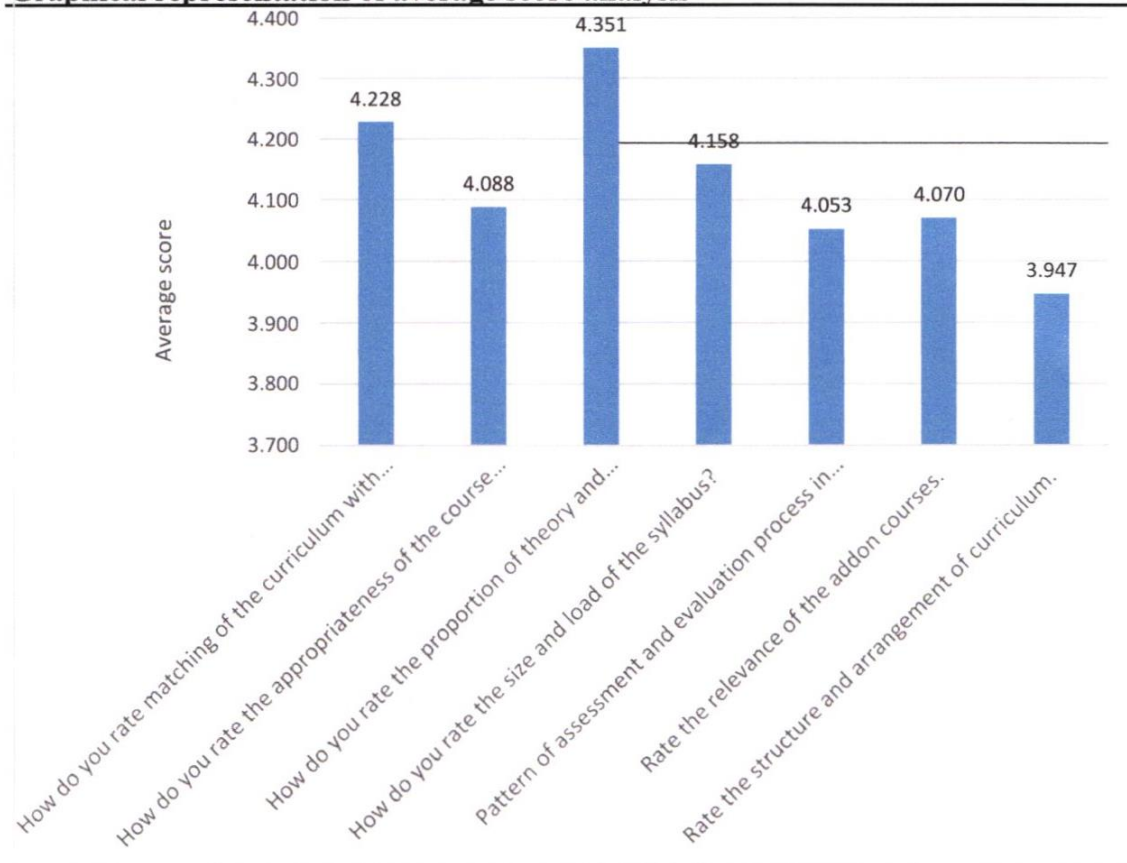
The IQAC team has also analyzed the overall responses and the average score per question. In order to achieve this, responses for each question were collected in a scale of 1-5, with 5 being the most favourable and 1 being least favourable. The average score was calculated over total responses collected over time for all the programs and it was analyzed by using the software.

Recommendations are prepared and forwarded to the management. Action taken report is also prepared department wise for follow up actions.

The following is the analysis of average score per question.

How do you rate matching of the curriculum with the current industry needs? <i>Average Score 4.228</i>	How do you rate the appropriateness of the course objectives and the content given in the syllabus? <i>Average Score 4.088</i>	How do you rate the proportion of theory and laboratory courses in the syllabus? <i>Average Score 4.351</i>
How do you rate the size and load of the syllabus? <i>Average Score 4.158</i>	Pattern of assessment and evaluation process in transparent. <i>Average Score 4.053</i>	Rate the relevance of the add-on courses. <i>Average Score 4.070</i>
Rate the structure and arrangement of curriculum. <i>Average Score 3.947</i>		

Graphical representation of average score analysis



Conclusion

Feedback analysis and action taken report is a regular quality monitoring and quality assurance activity of the IQAC team of the institution. Feedback is collected during alumni meet and reports are analyzed. Therecommendations are also reviewed and appropriate actions are taken. The actions taken are noted in the IQAC Annual Quality Assurance Report and submitted in the yearly reports.

In case there is any recommendation that requires detailed planning and effort to implement, the same is noted in the Plan of Action of IQAC for the subsequent year in the AQAR. The activities are monitored and outcome is mentioned in the Actions Taken in the next year AQAR.

Alumni feedback analysis: 2022-2023

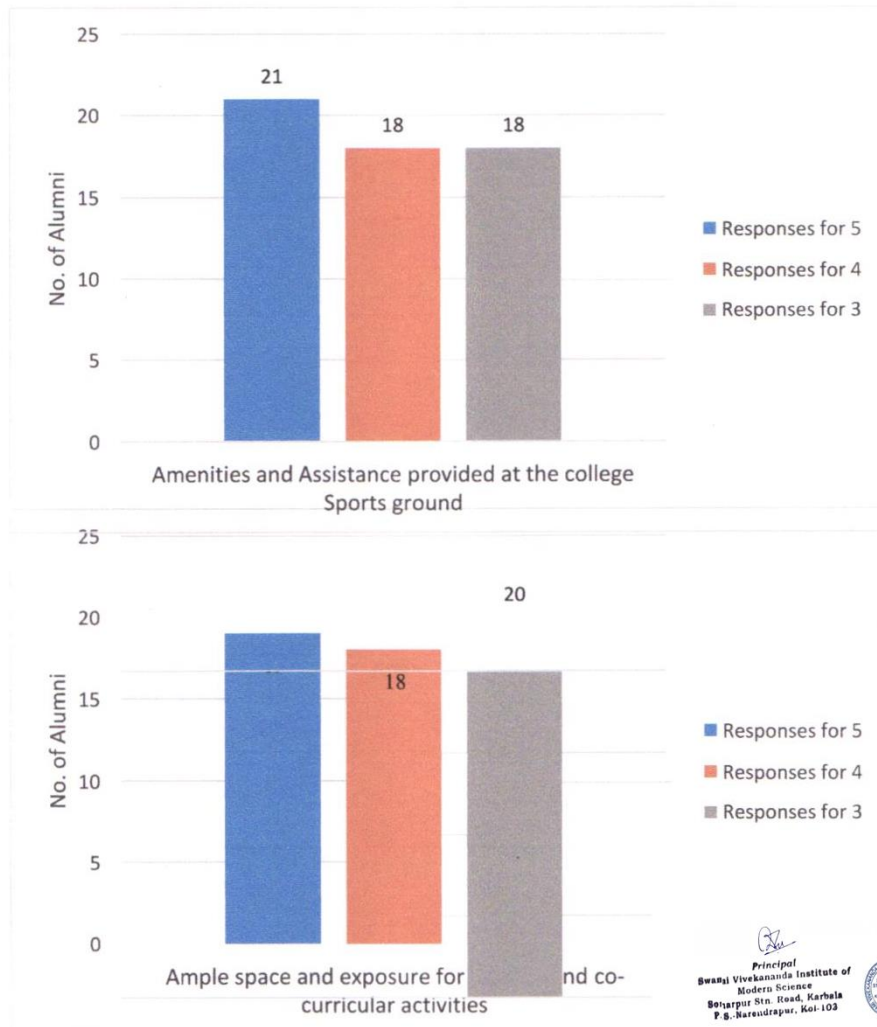
Institution Ambience Feedback

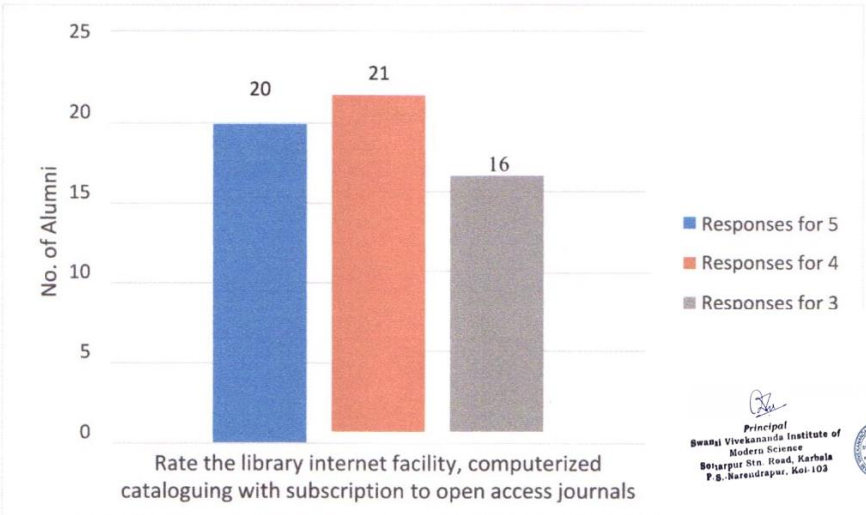
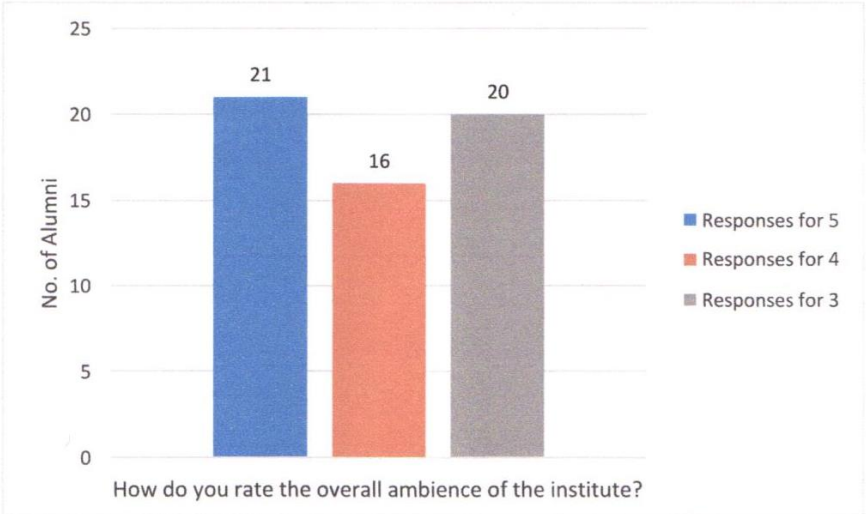
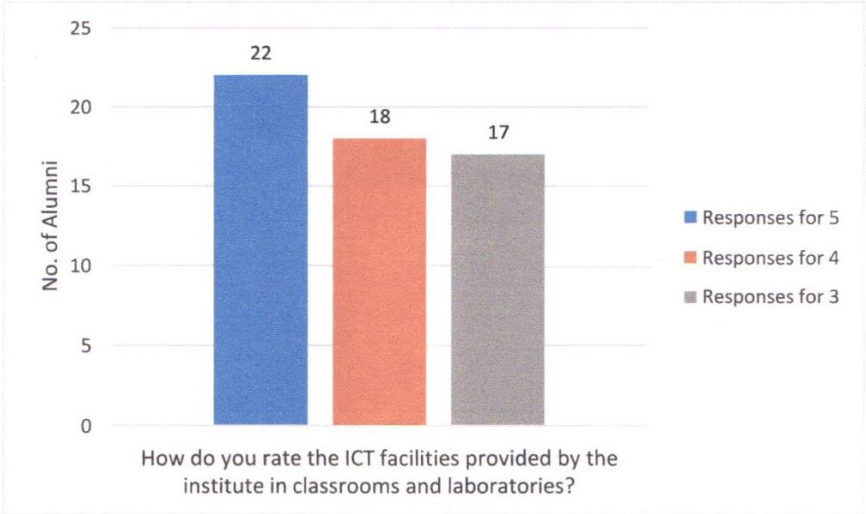
Introduction

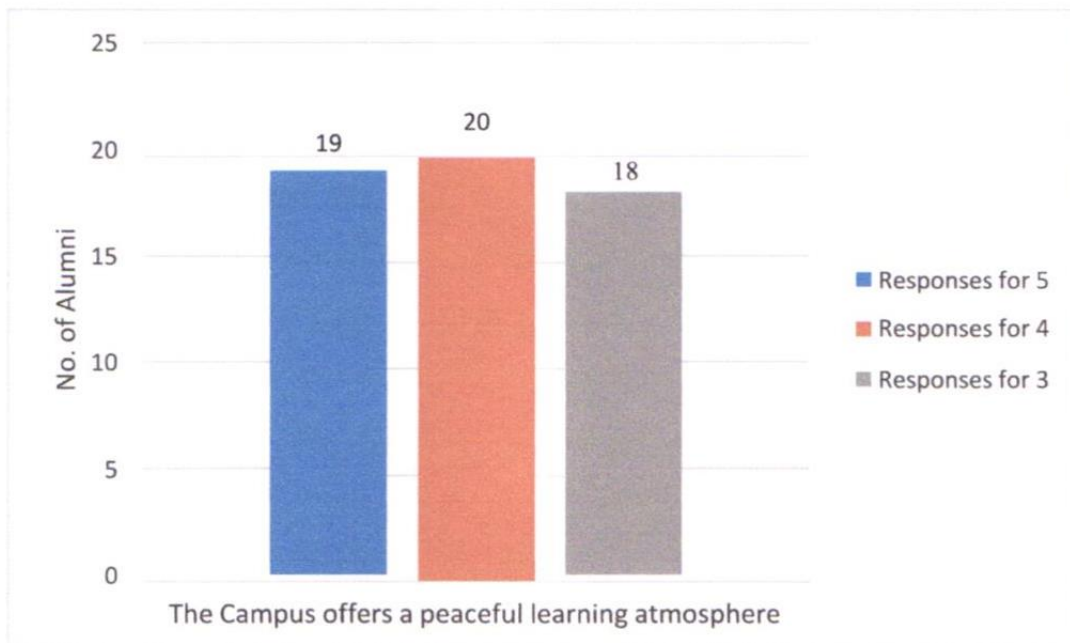
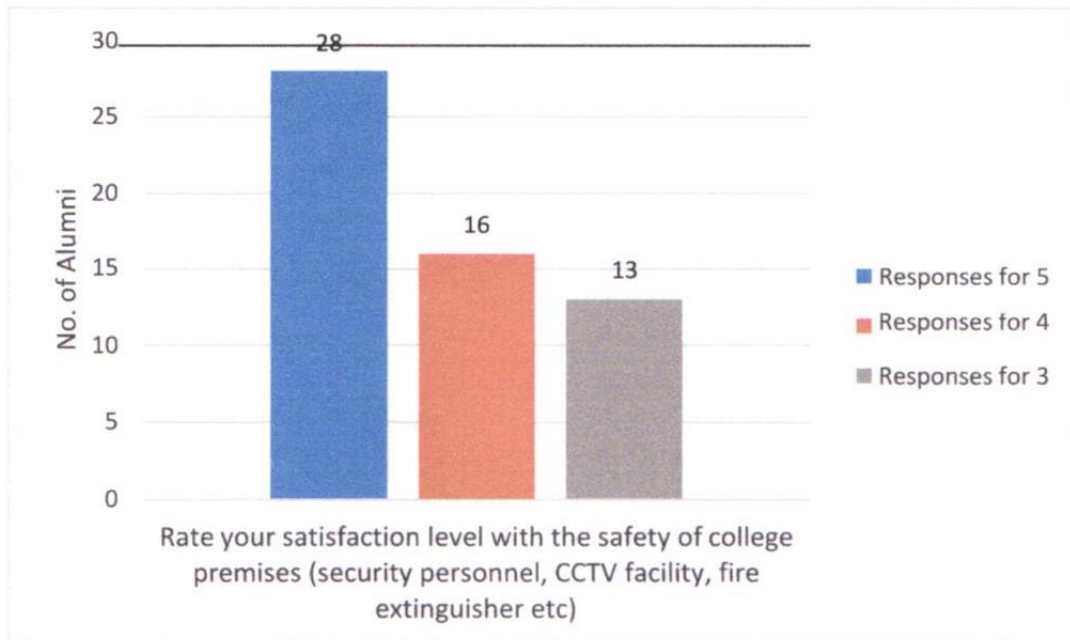
The IQAC team of the institution has collected feedback from the alumni as part of quality monitoring and quality assurance practices implemented in the institution. Feedback is usually collected during the Alumni meet held every year. The feedback link is also available in the website and alumni are encouraged to fill in the feedback form.


The data so collected by using an online software is also analyzed by the software and the result is reviewed by the IQAC team. Recommendations are prepared and forwarded to the management. Action taken report is also prepared for follow up actions.

The following is the analysis of number of responses per question.








 Principal
 Swabai Vivekananda Institute of
 Modern Science
 Boharpur Stn. Road, Karbala
 P. S. Narendrapur, Kol-103



Average score

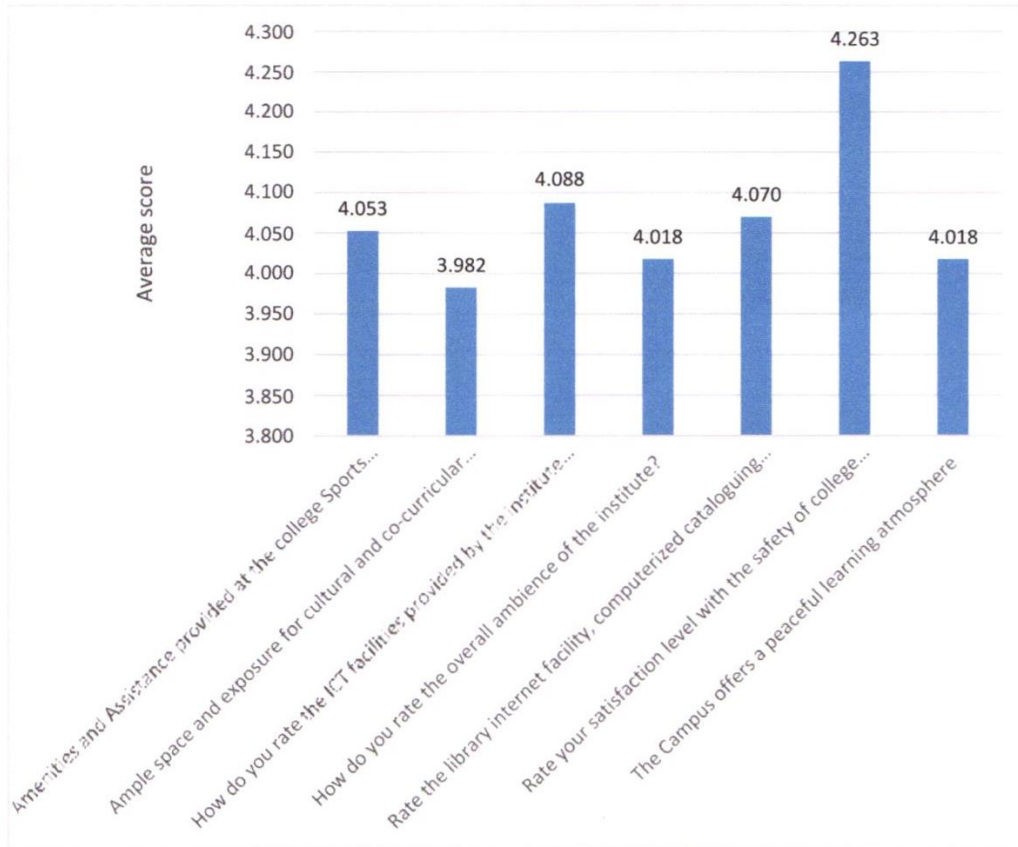
The IQAC team has also analyzed the overall responses and the average score per question. In order to achieve this, responses for each question were collected in a scale of 1-5, with 5 being the most favourable and 1 being least favourable. The average score was calculated over total responses collected over time for all the programs and it was analyzed by using the software.

Recommendations are prepared and forwarded to the management. Action taken report is also prepared department wise for follow up actions.

The following is the analysis of average score per question.

Amenities and Assistance provided at the college Sports ground <i>Average Score 4.053</i>	Ample space and exposure for cultural and co-curricular activities <i>Average Score 3.982</i>	How do you rate the ICT facilities provided by the institute in classrooms and laboratories? <i>Average Score 4.088</i>
How do you rate the overall ambience of the institute? <i>Average Score 4.018</i>	Rate the library internet facility, computerized cataloguing with subscription to open access journals <i>Average Score 4.070</i>	Rate your satisfaction level with the safety of college premises (security personnel, CCTV facility, fire extinguisher etc) <i>Average Score 4.263</i>
The Campus offers a peaceful learning atmosphere <i>Average Score 4.018</i>		

Graphical representation of average score analysis



Conclusion

Feedback analysis and action taken report is a regular quality monitoring and quality assurance activity of the IQAC team of the institution. Feedback is collected during alumni meet and reports are analyzed. Therecommendations are also reviewed and appropriate actions are taken. The actions taken are noted in the IQAC Annual Quality Assurance Report and submitted in the yearly reports.

In case there is any recommendation that requires detailed planning and effort to implement, the same is noted in the Plan of Action of IQAC for the subsequent year in the AQAR. The activities are monitored and outcome is mentioned in the Actions Taken in the next year AQAR.

Curriculum feedback analysis of Students: 2022-2023

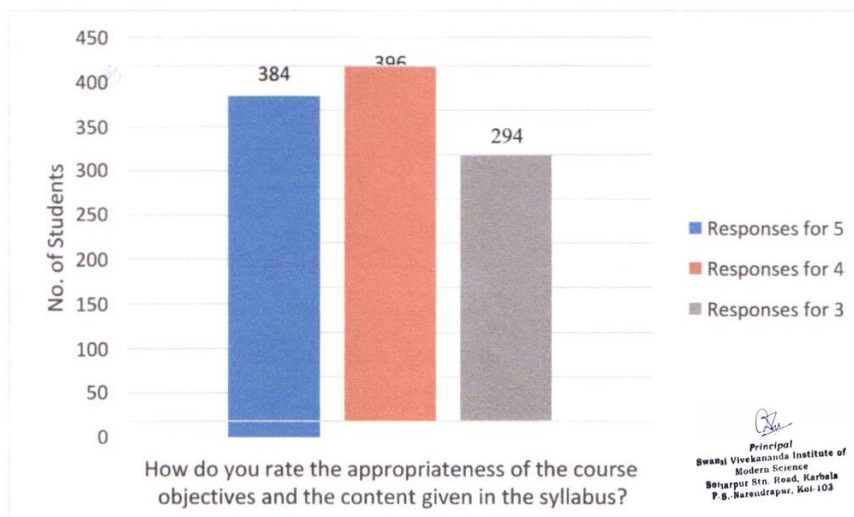
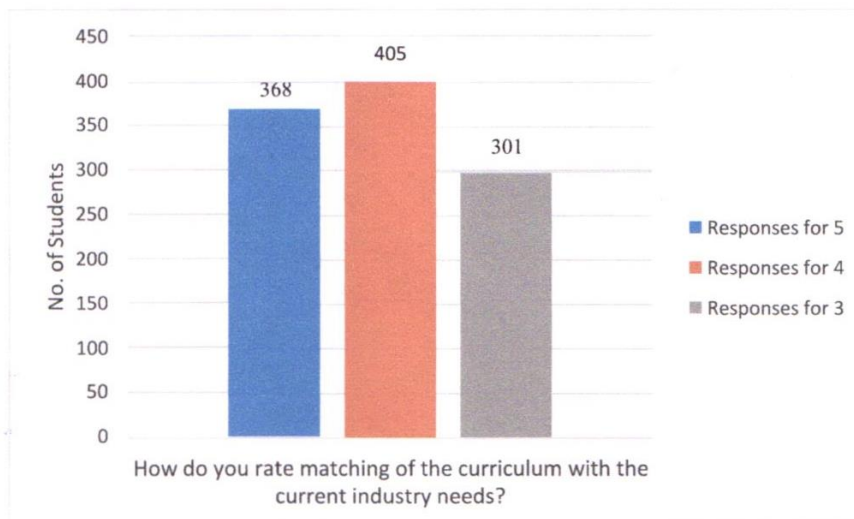
Academic Performance Feedback

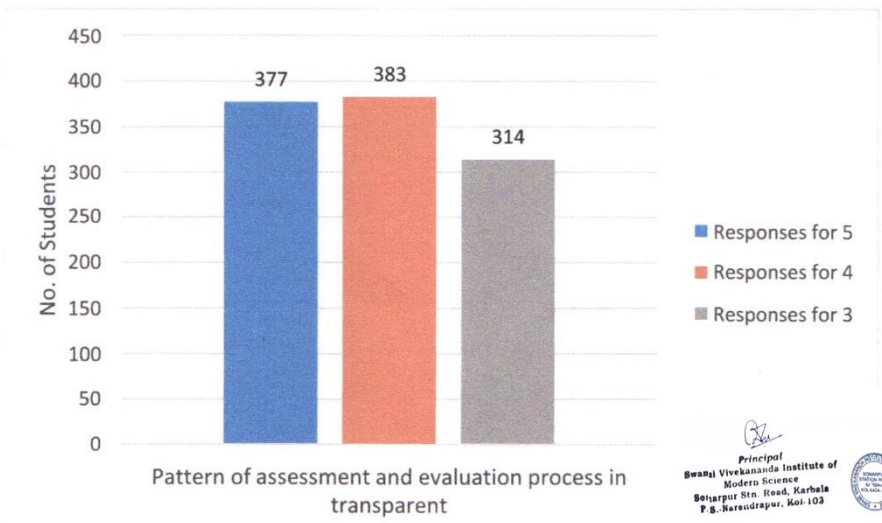
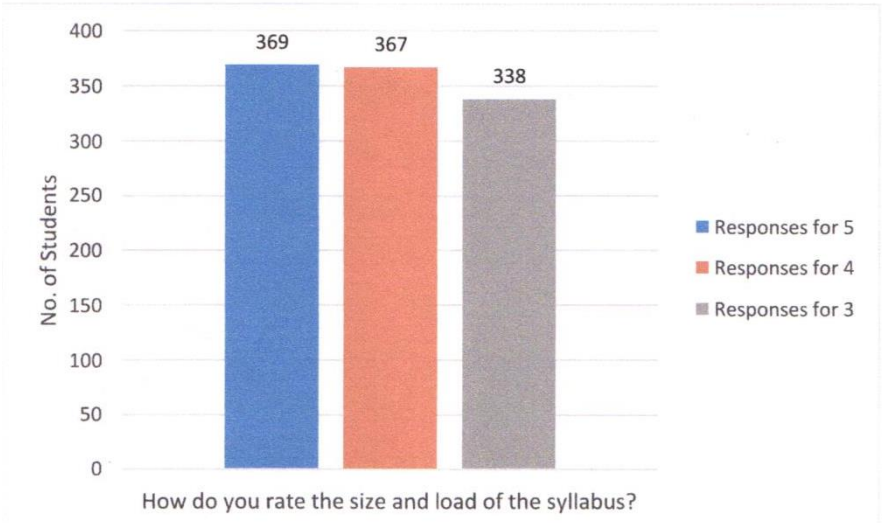
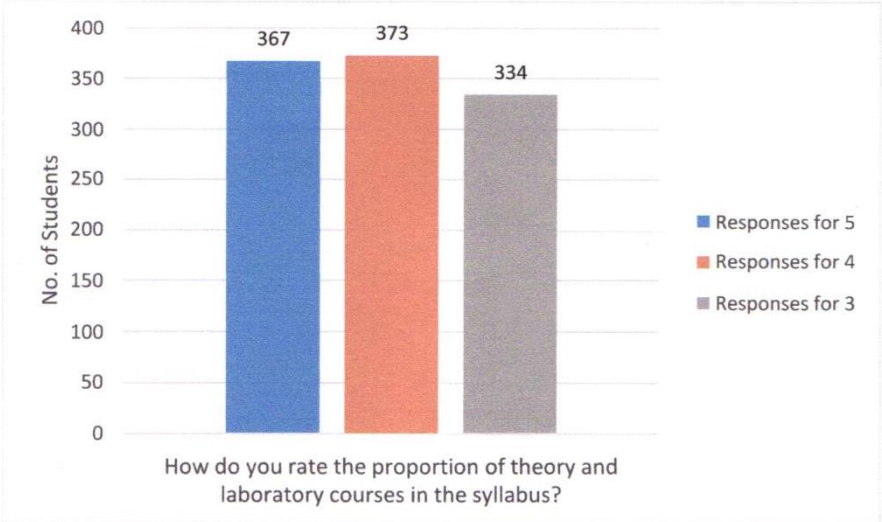
Introduction

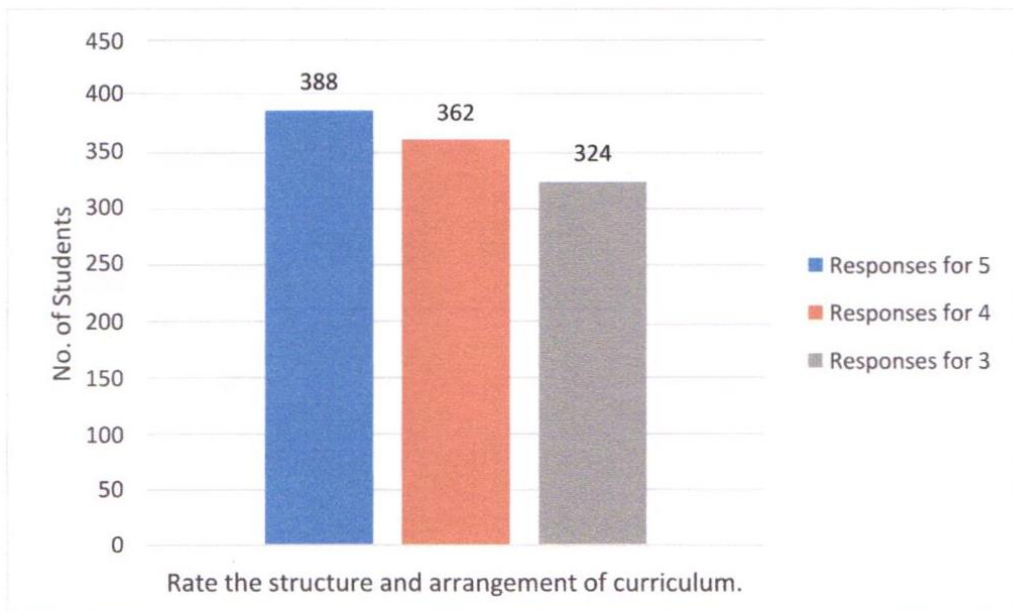
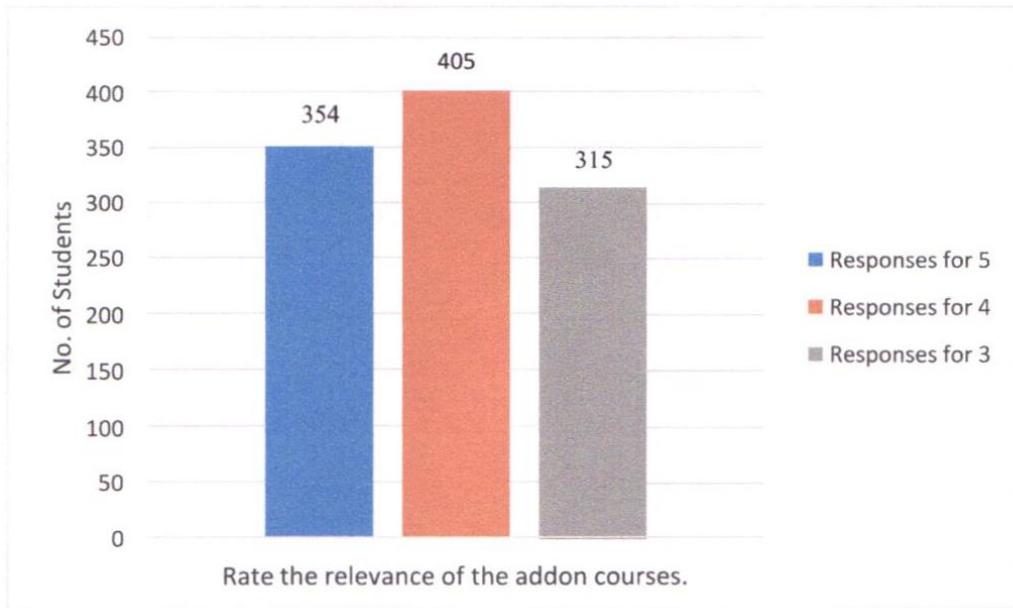
The IQAC team of the institution has collected feedback on curriculum from students as part of quality monitoring and quality assurance practices implemented in the institution. Feedback is usually collected during the academic session. The feedback link is also available in the website and all students are encouraged to fill in the feedback form.

The data so collected by using an online software is also analyzed by the software and the result is reviewed by the IQAC team. Recommendations are prepared and forwarded to the management. Action taken report is also prepared department wise for follow up actions.

The analysis report is forwarded to the management which is in turn forwarded to relevant stakeholders. The following is the analysis of number of responses per question.







Average score

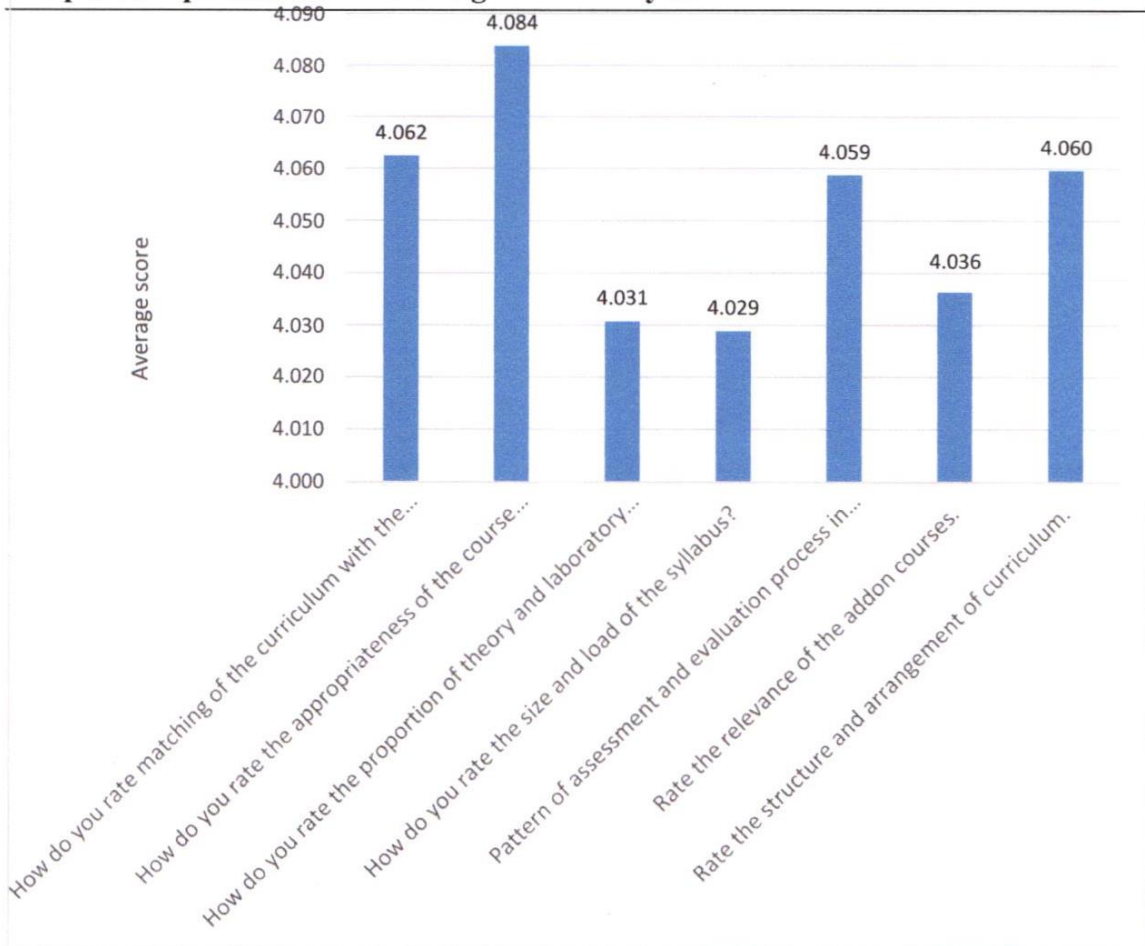
The IQAC team has also analyzed the overall responses and the average score per question. In order to achieve this, responses for each question were collected in a scale of 1-5, with 5 being the most favourable and 1 being least favourable. The average score was calculated over total responses collected over time for all the programs and it was analyzed by using the software.

Recommendations are prepared and forwarded to the management. Action taken report is also prepared department wise for follow up actions.

The following is the analysis of average score per question.

How do you rate matching of the curriculum with the current industry needs? <i>Average Score 4.062</i>	How do you rate the appropriateness of the course objectives and the content given in the syllabus? <i>Average Score 4.084</i>	How do you rate the proportion of theory and laboratory courses in the syllabus? <i>Average Score 4.031</i>
How do you rate the size and load of the syllabus? <i>Average Score 4.029</i>	Pattern of assessment and evaluation process in transparent. <i>Average Score 4.059</i>	Rate the relevance of the add-on courses. <i>Average Score 4.036</i>
Rate the structure and arrangement of curriculum. <i>Average Score 4.060</i>		

Graphical representation of average score analysis



Conclusion

Feedback analysis and action taken report is a regular quality monitoring and quality assurance activity of the IQAC team of the institution. Feedback is collected during the academic session and reports are analyzed. The recommendations are also reviewed and appropriate actions are taken. The actions taken are noted in the IQAC Annual Quality Assurance Report and submitted in the yearly reports.

In case there is any recommendation that requires detailed planning and effort to implement, the same is noted in the Plan of Action of IQAC for the subsequent year in the AQAR. The activities are monitored and outcome is mentioned in the Actions Taken in the next year AQAR.

Curriculum feedback analysis of Students: 2022-2023

Institution Ambience Feedback

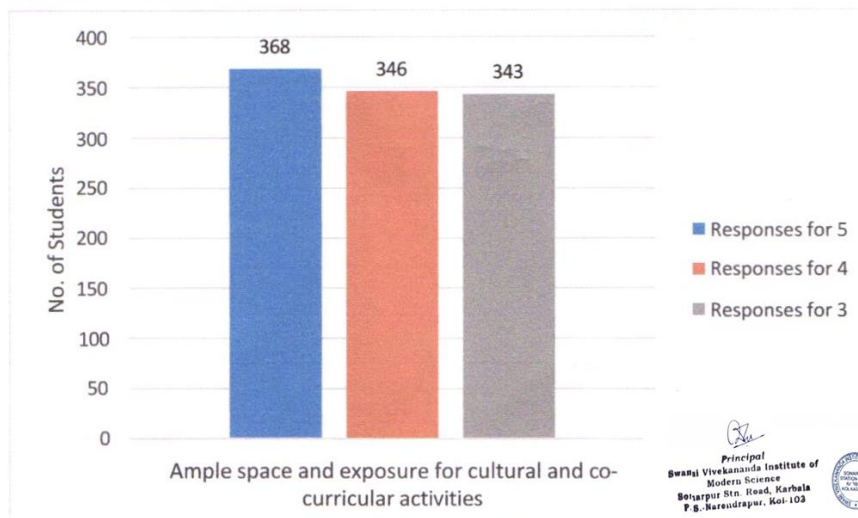
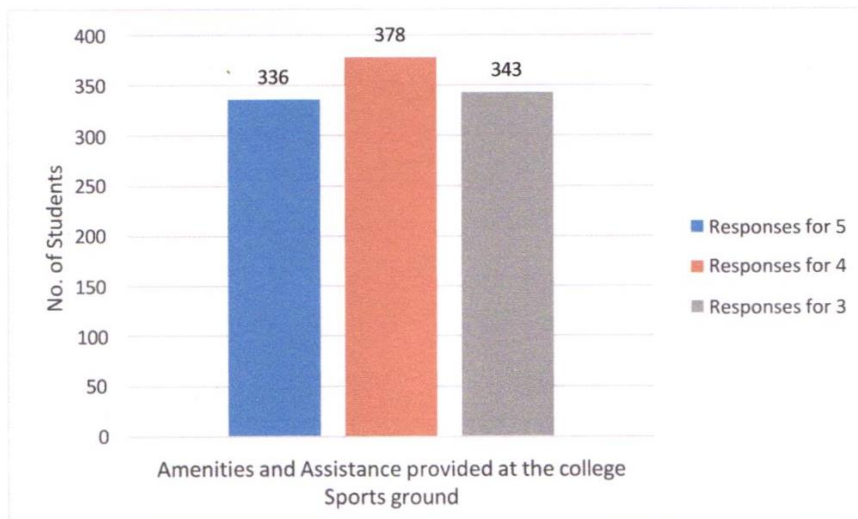
Introduction

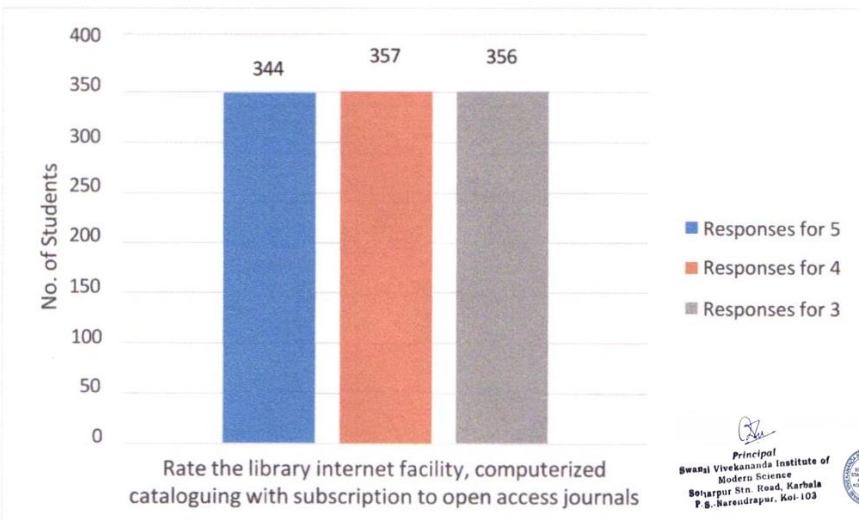
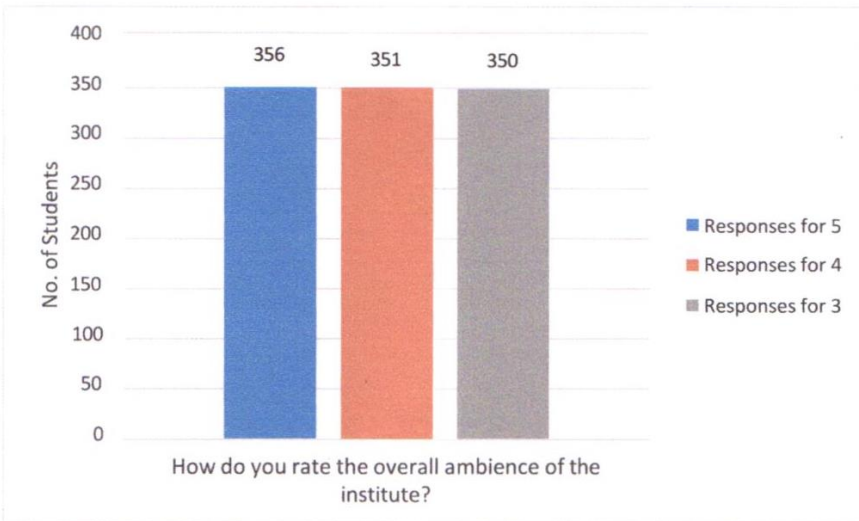
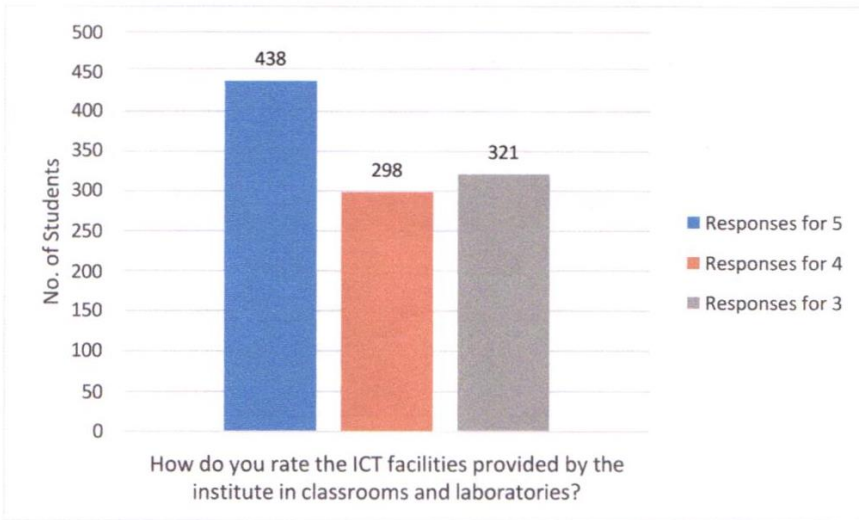
The IQAC team of the institution has collected feedback on curriculum from students as part of quality monitoring and quality assurance practices implemented in the institution. Feedback is collected during the academic session. The feedback link is also available in the website and all students are encouraged to fill in the feedback form.

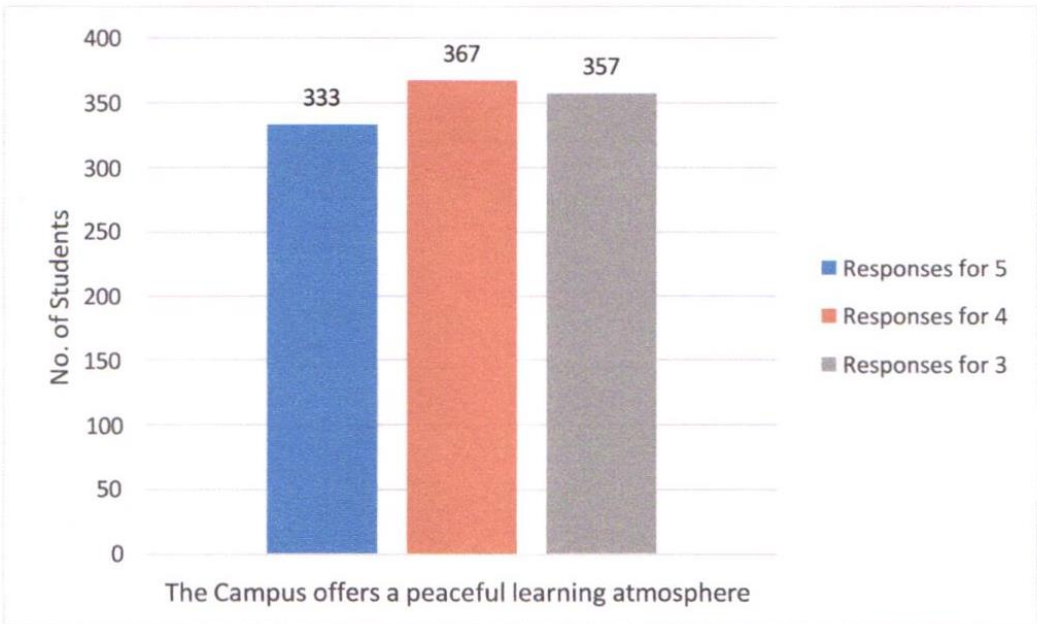
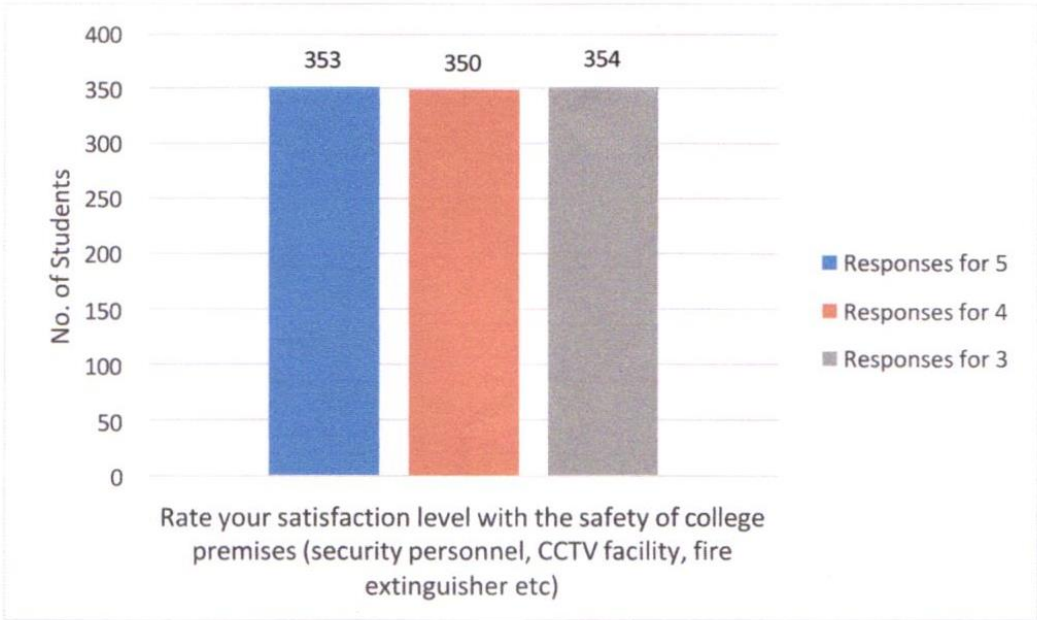
The data so collected by using an online software is also analyzed by the software and the result is reviewed by the IQAC team. Recommendations are prepared and forwarded to the management. Action taken report is also prepared department wise for follow up actions.

The analysis report is forwarded to the management which is in turn forwarded to relevant stakeholders. The

following is the analysis of number of responses per question.







Principal
 Swami Vivekananda Institute of
 Modern Science
 Botsarpur Stn. Road, Karbala
 P. B.-Haroudrapur, Kol-103



Average score

The IQAC team has also analyzed the overall responses and the average score per question. In order to achieve this, responses for each question were collected in a scale of 1-5, with 5 being the most favourable and 1 being least favourable. The average score was calculated over total responses collected over time for all the programs and it was analyzed by using the software.

Recommendations are prepared and forwarded to the management. Action taken report is also prepared department wise for follow up actions.

The following is the analysis of average score per question.

Amenities and Assistance provided at the college Sports ground *Average Score 3.993*

Ample space and exposure for cultural and co-curricular activities *Average Score 4.024*


How do you rate the ICT facilities provided by the institute in classrooms and laboratories? *Average Score 4.111*

How do you rate the overall ambience of the institute? *Average Score 4.006*

Rate the library internet facility, computerized cataloguing with subscription to open access journals *Average Score 3.989*

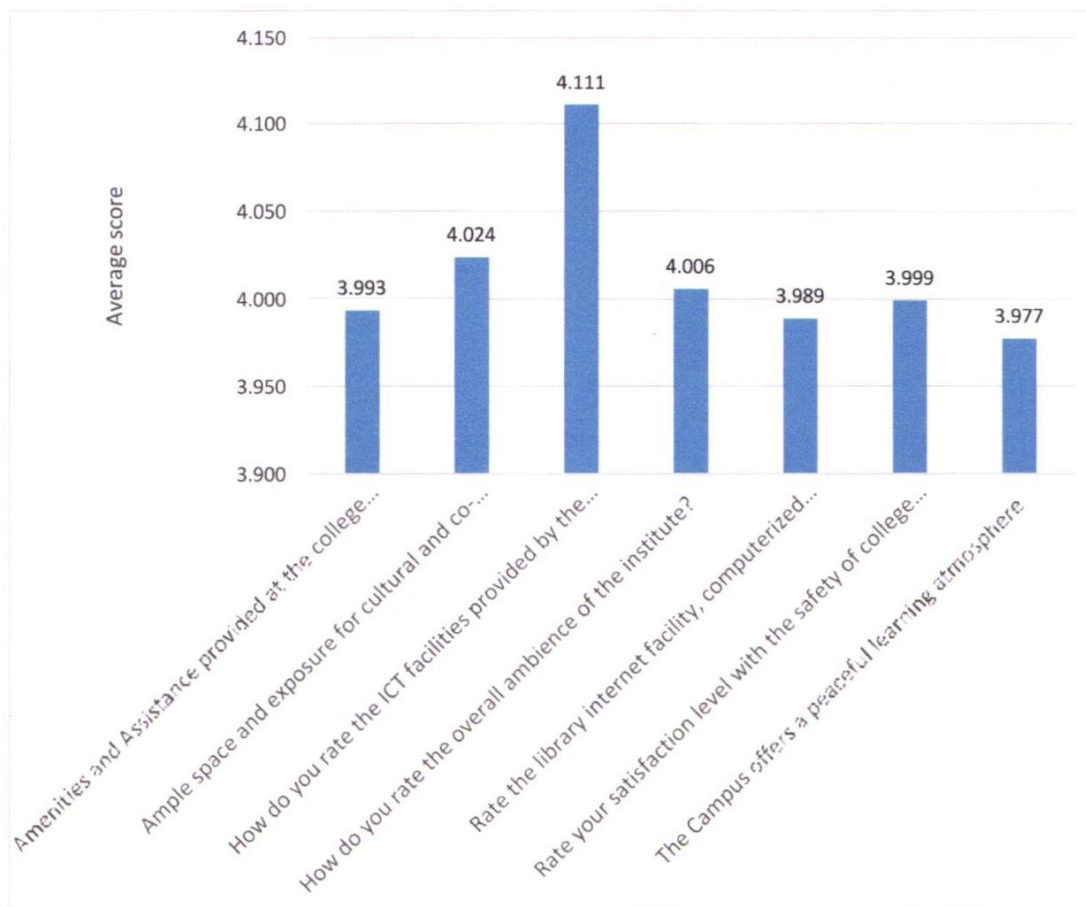
Rate your satisfaction level with the safety of college premises (security personnel, CCTV facility, fire extinguisher etc) *Average Score 3.999*

The Campus offers a peaceful learning atmosphere *Average Score 3.997*


Principal
Swami Vivekananda Institute of
Modern Science
Bolarpur Stn. Road, Karhala
P. S. Narendrapur, Kori-103



Graphical representation of average score analysis



Conclusion

Feedback analysis and action taken report is a regular quality monitoring and quality assurance activity of the IQAC team of the institution. Feedback is collected during the academic session and reports are analyzed. The recommendations are also reviewed and appropriate actions are taken. The actions taken are noted in the IQAC Annual Quality Assurance Report and submitted in the yearly reports.

In case there is any recommendation that requires detailed planning and effort to implement, the same is noted in the Plan of Action of IQAC for the subsequent year in the AQAR. The activities are monitored and outcome is mentioned in the Actions Taken in the next year AQAR.

Faculty feedback analysis: 2022-23

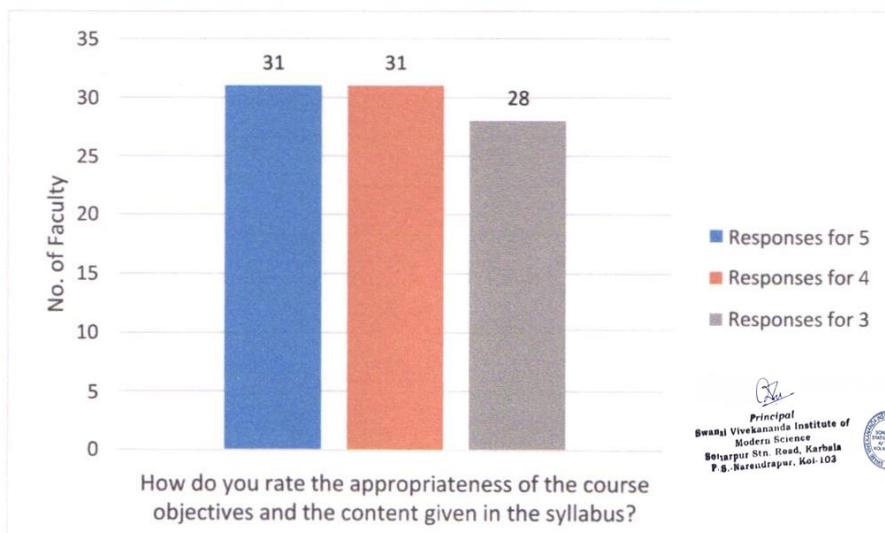
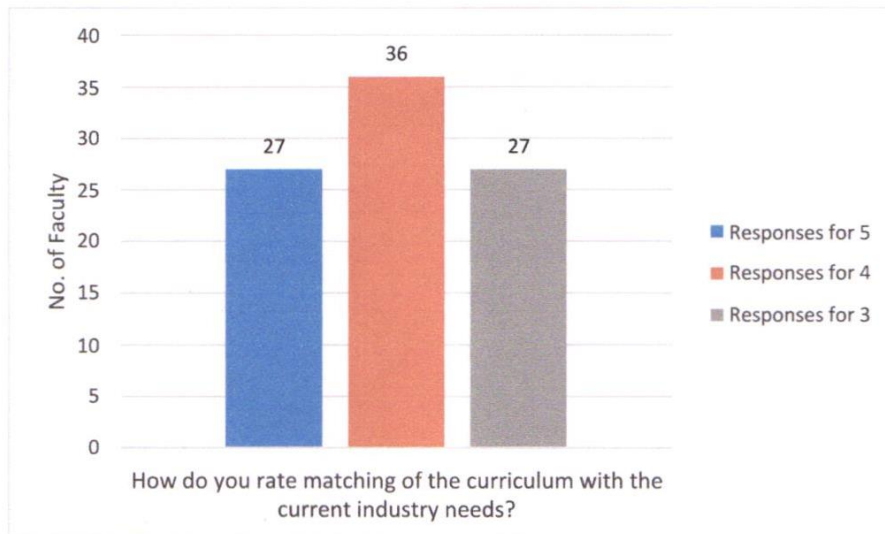
Academic Performance Feedback

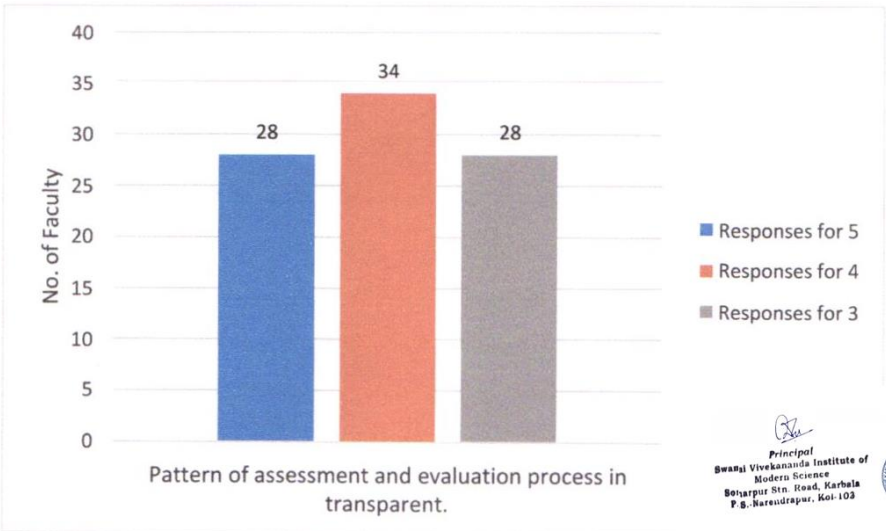
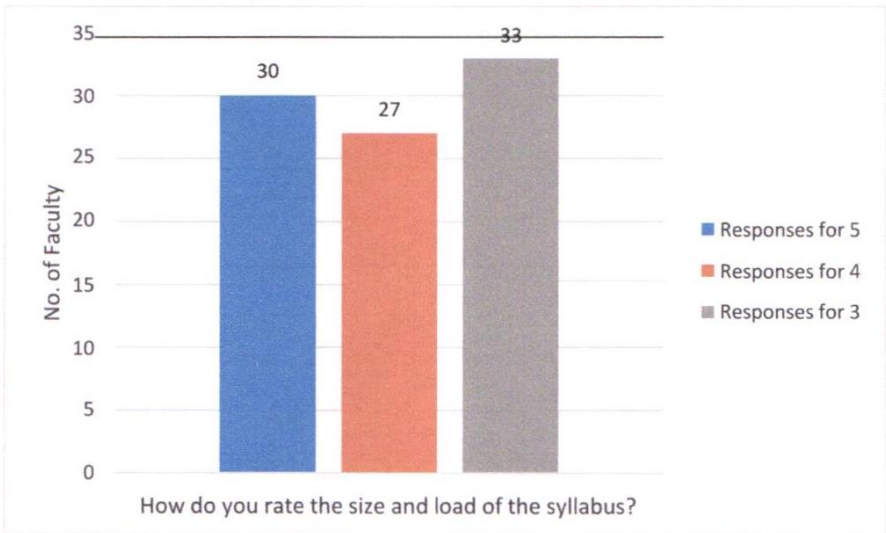
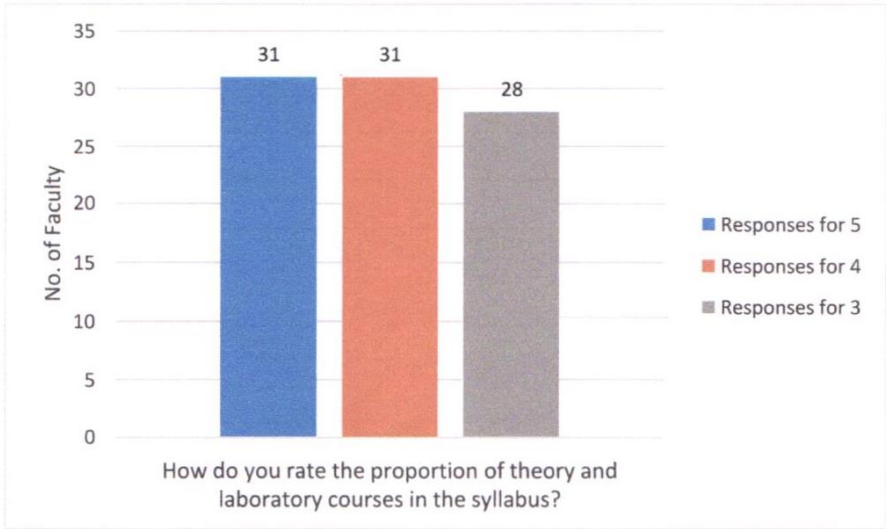
Introduction

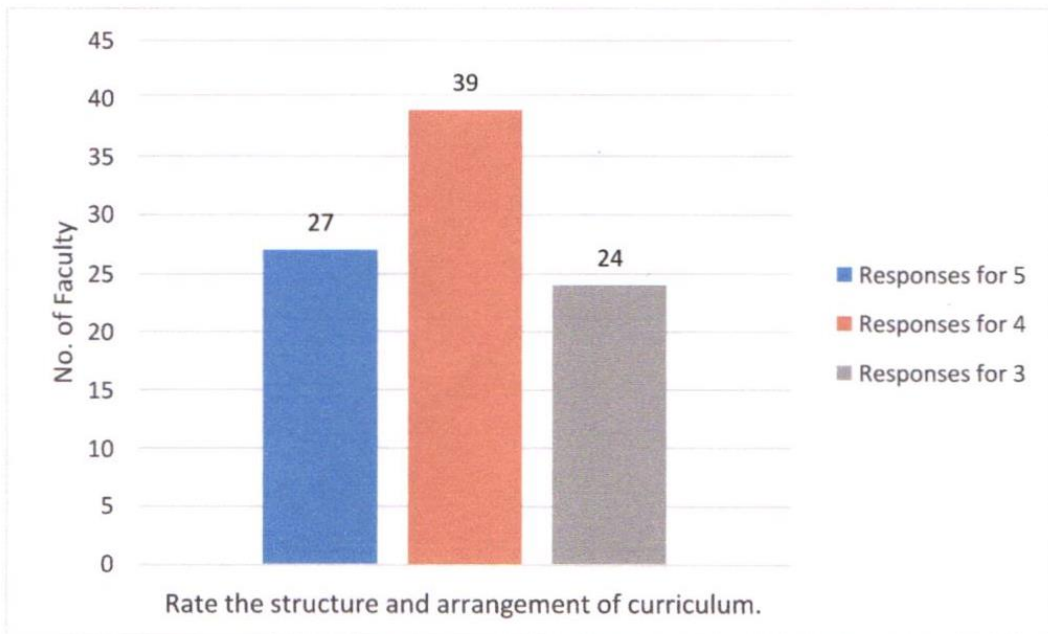
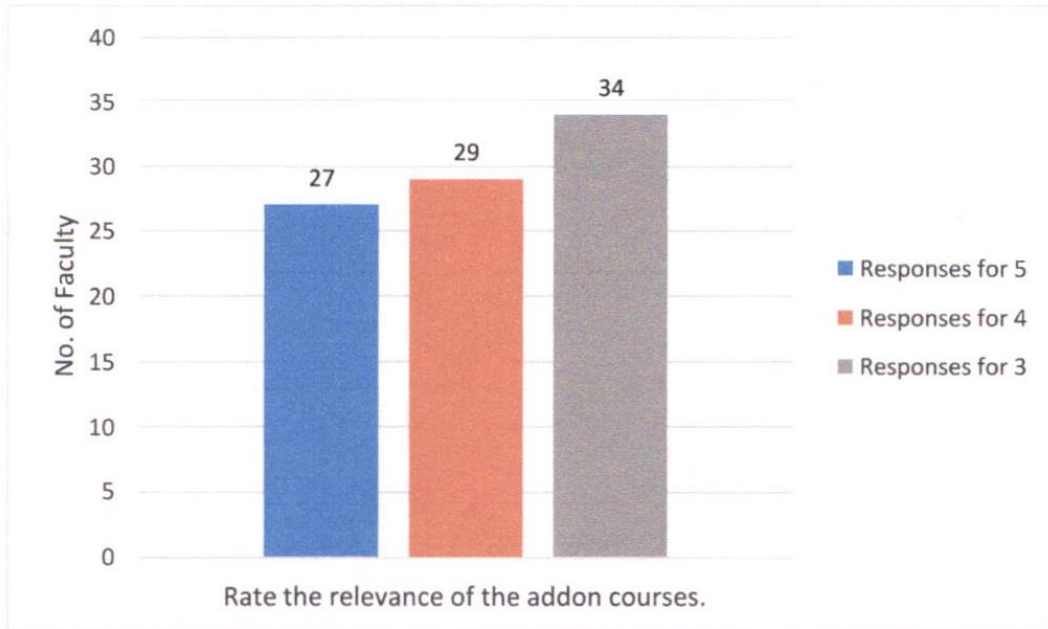
The IQAC team of the institution has collected feedback from the employers as part of quality monitoring and quality assurance practices implemented in the institution. Feedback is collected during the academic session. The feedback link is also available in the website and faculties are encouraged to fill in the feedback form.

The data so collected by using an online software is also analyzed by the software and the result is reviewed by the IQAC team. Recommendations are prepared and forwarded to the management. Action taken report is also prepared department wise for follow up actions.

The following is the analysis of number of responses per question.







Average score

The IQAC team has also analyzed the overall responses and the average score per question. In order to achieve this, responses for each question were collected in a scale of 1-5, with 5 being the most favourable and 1 being least favourable. The average score was calculated over total responses collected over time for all the programs and it was analyzed by using the software.

Recommendations are prepared and forwarded to the management. Action taken report is also prepared department wise for follow up actions.

The following is the analysis of average score per question.

How do you rate matching of the curriculum with the current industry needs?
Average Score 4

How do you rate the appropriateness of the course objectives and the content given in the syllabus?
Average Score 4.033

How do you rate the proportion of theory and laboratory courses in the syllabus?
Average Score 4.033

How do you rate the size and load of the syllabus?
Average Score 3.967

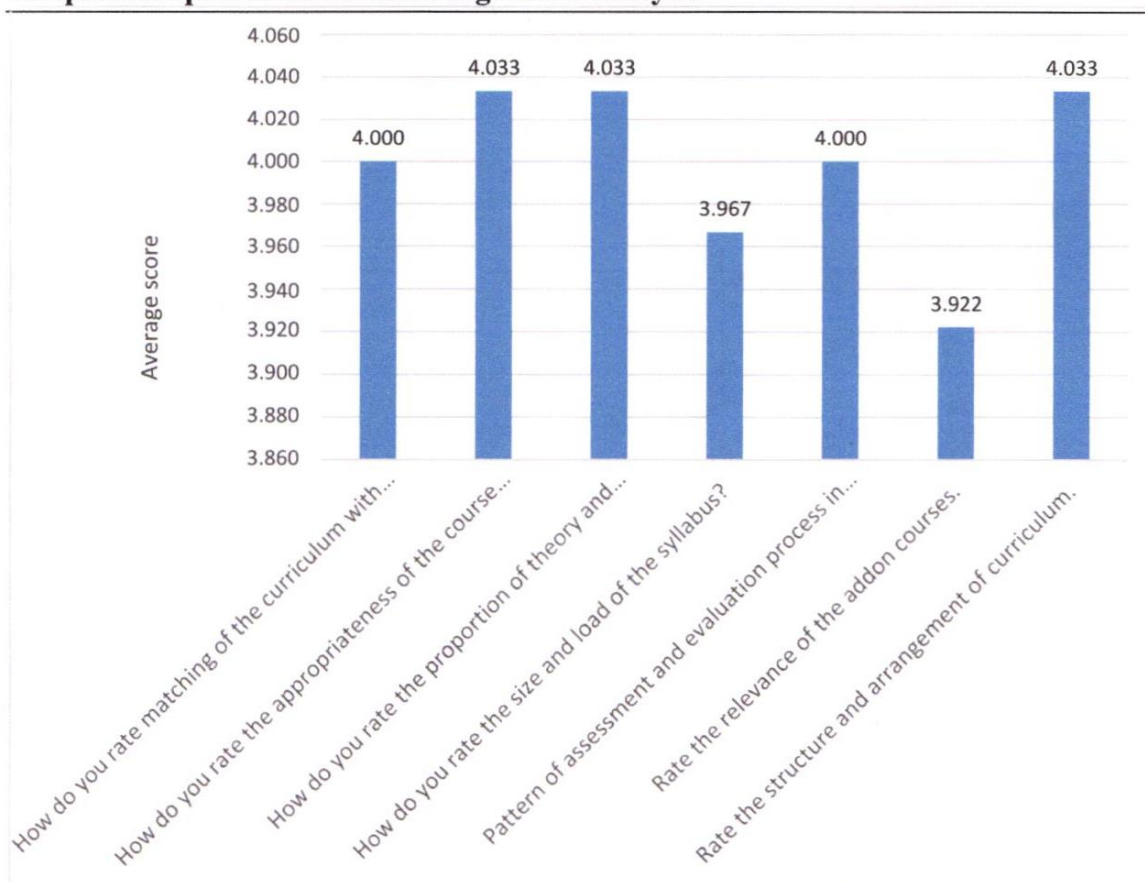
Pattern of assessment and evaluation process in transparent.
Average Score 4

Rate the relevance of the add-on courses.
Average Score 3.922

Rate the structure and arrangement of curriculum.
Average Score 4.033



Graphical representation of average score analysis



Conclusion

Feedback analysis and action taken report is a regular quality monitoring and quality assurance activity of the IQAC team of the institution. Feedback is collected during the academic session and reports are analyzed. The recommendations are also reviewed and appropriate actions are taken. The actions taken are noted in the IQAC Annual Quality Assurance Report and submitted in the yearly reports.

In case there is any recommendation that requires detailed planning and effort to implement, the same is noted in the Plan of Action of IQAC for the subsequent year in the AQAR. The activities are monitored and outcome is mentioned in the Actions Taken in the next year AQAR.

Faculty feedback analysis: 2022-2023

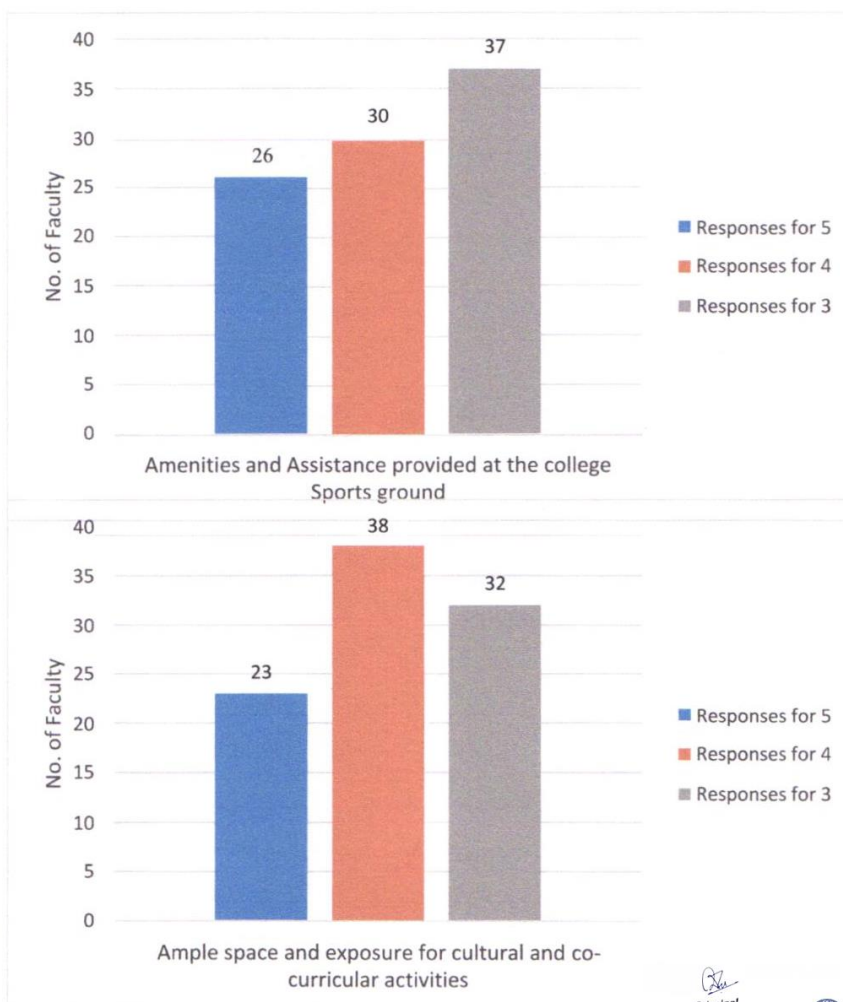
Institution Ambience Feedback

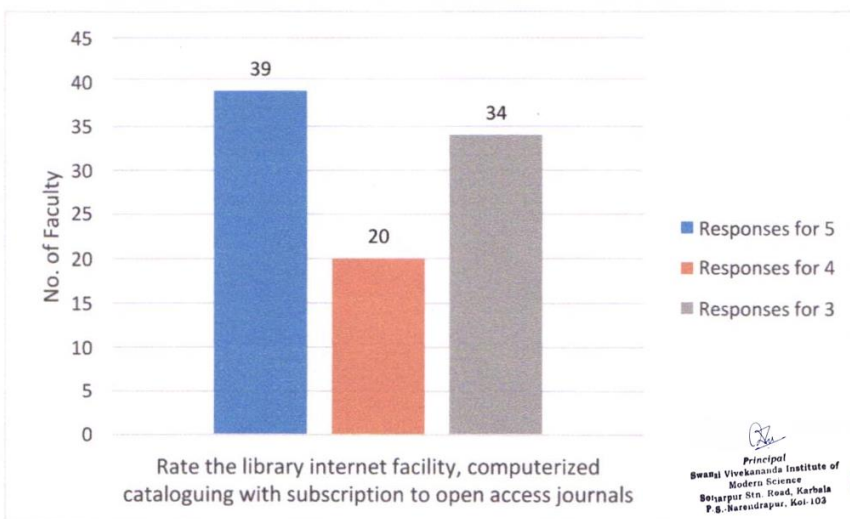
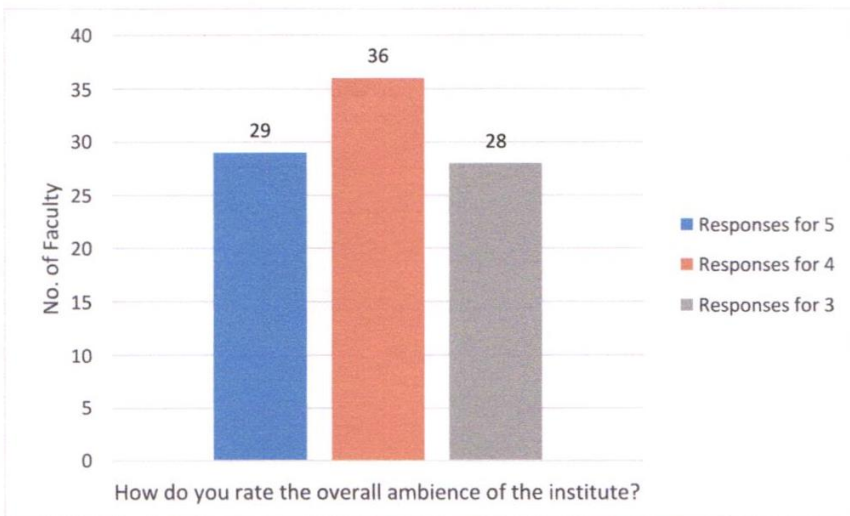
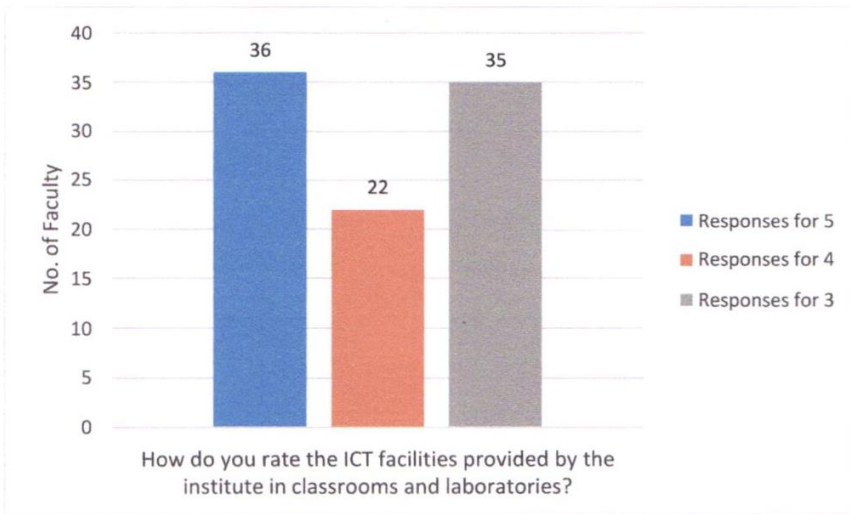
Introduction

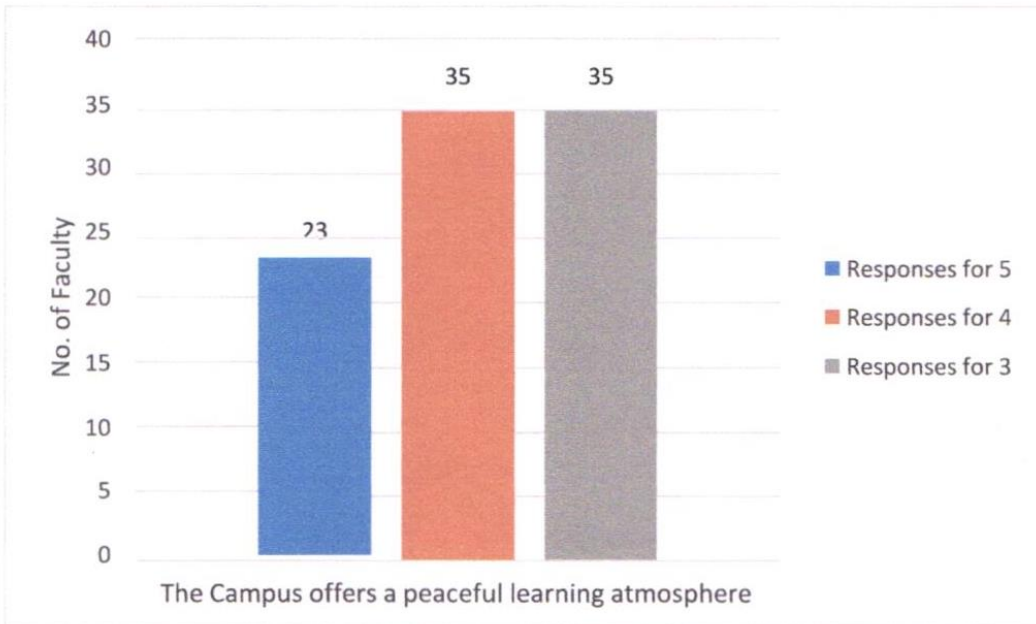
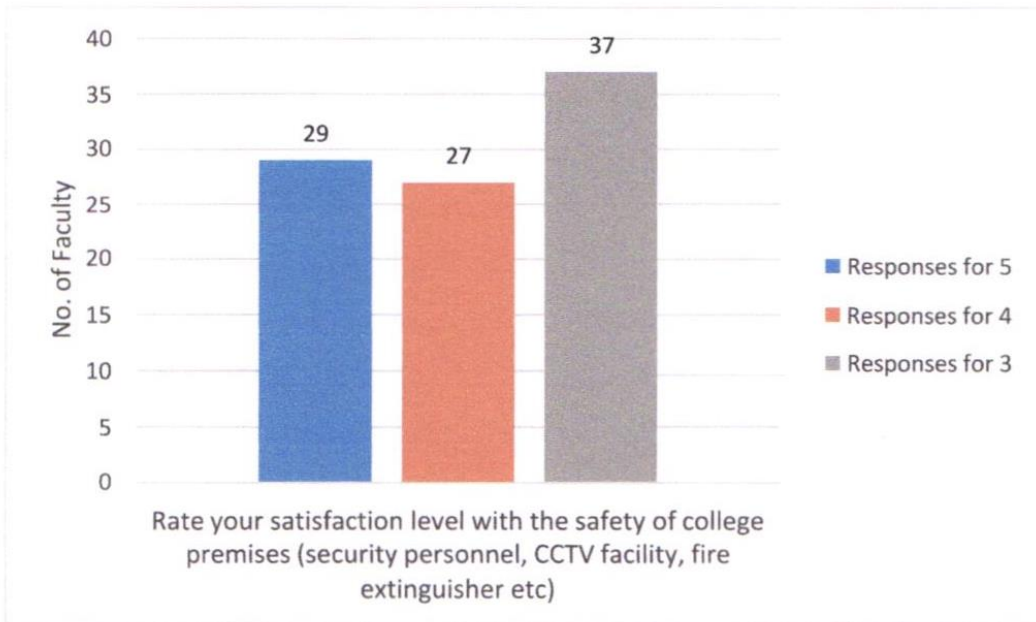
The IQAC team of the institution has collected feedback from the employers as part of quality monitoring and quality assurance practices implemented in the institution. Feedback is collected during the academic session. The feedback link is also available in the website and faculties are encouraged to fill in the feedback form.

The data so collected by using an online software is also analyzed by the software and the result is reviewed by the IQAC team. Recommendations are prepared and forwarded to the management. Action taken report is also prepared department wise for follow up actions.

The following is the analysis of number of responses per question.







Average score

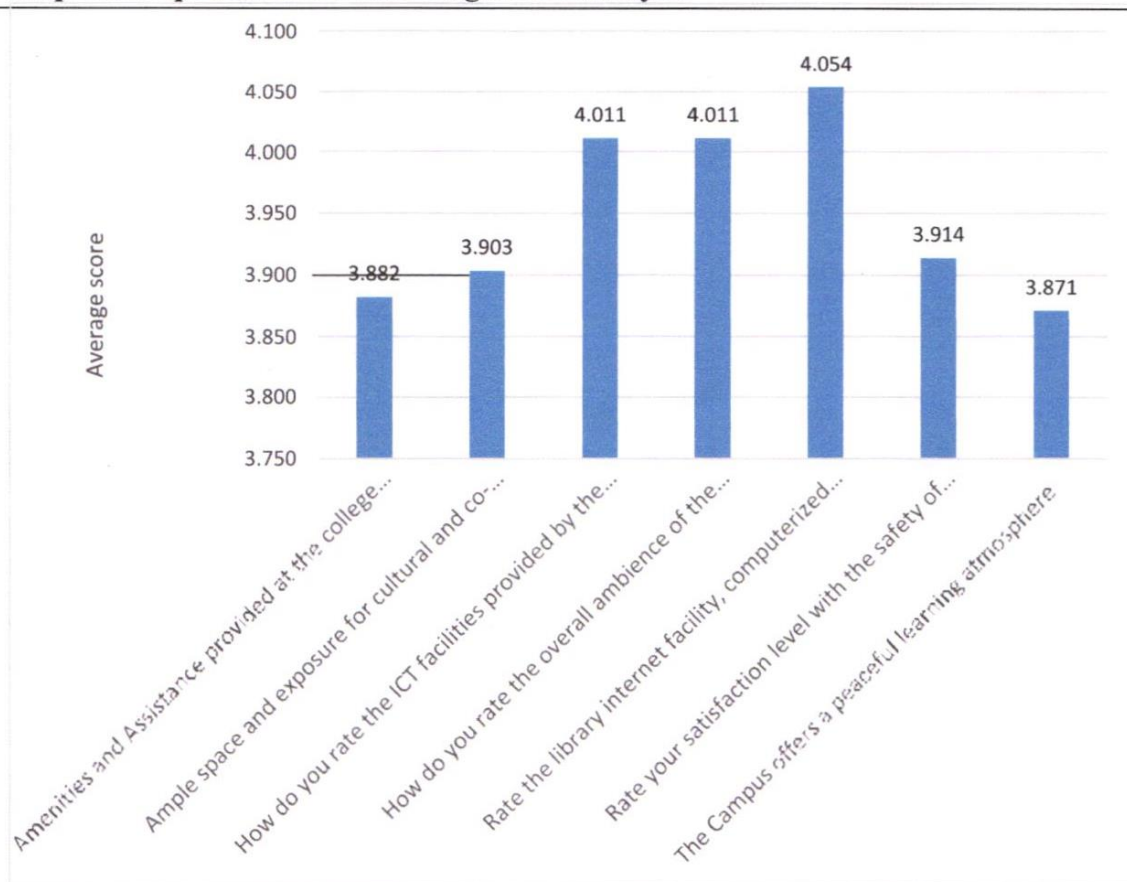
The IQAC team has also analyzed the overall responses and the average score per question. In order to achieve this, responses for each question were collected in a scale of 1-5, with 5 being the most favourable and 1 being least favourable. The average score was calculated over total responses collected over time for all the programs and it was analyzed by using the software.

Recommendations are prepared and forwarded to the management. Action taken report is also prepared department wise for follow up actions.

The following is the analysis of average score per question.

Amenities and Assistance provided at the college Sports ground <i>Average Score 3.882</i>	Ample space and exposure for cultural and co-curricular activities <i>Average Score 3.903</i>	How do you rate the ICT facilities provided by the institute in classrooms and laboratories? <i>Average Score 4.011</i>
How do you rate the overall ambience of the institute? <i>Average Score 4.011</i>	Rate the library internet facility, computerized cataloguing with subscription to open access journals <i>Average Score 4.054</i>	Rate your satisfaction level with the safety of college premises (security personnel, CCTV facility, fire extinguisher etc) <i>Average Score 3.914</i>
The Campus offers a peaceful learning atmosphere <i>Average Score 3.871</i>		

Graphical representation of average score analysis



Conclusion

Feedback analysis and action taken report is a regular quality monitoring and quality assurance activity of the IQAC team of the institution. Feedback is collected during the academic session and reports are analyzed. The recommendations are also reviewed and appropriate actions are taken. The actions taken are noted in the IQAC Annual Quality Assurance Report and submitted in the yearly reports.

In case there is any recommendation that requires detailed planning and effort to implement, the same is noted in the Plan of Action of IQAC for the subsequent year in the AQAR. The activities are monitored and outcome is mentioned in the Actions Taken in the next year AQAR.

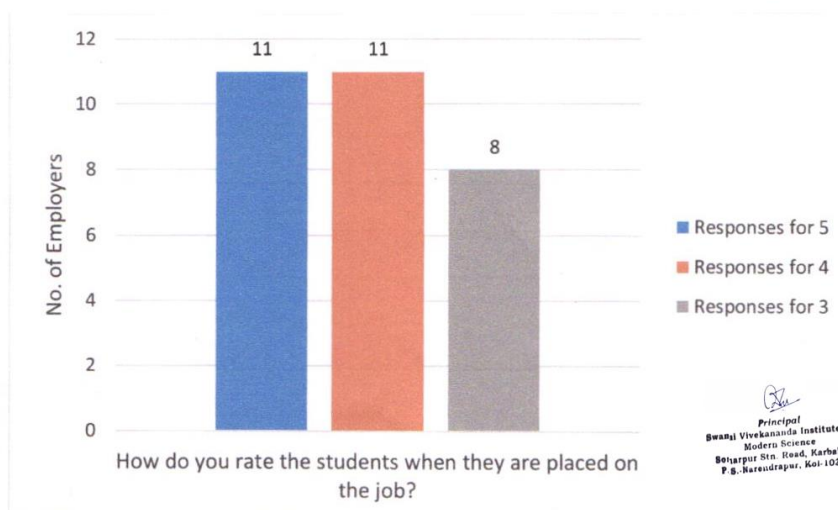
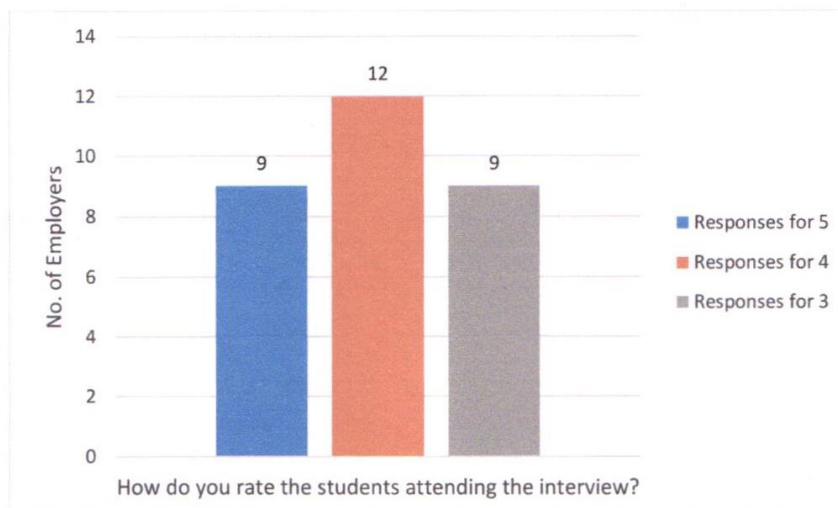
Employer feedback analysis: 2022-2023

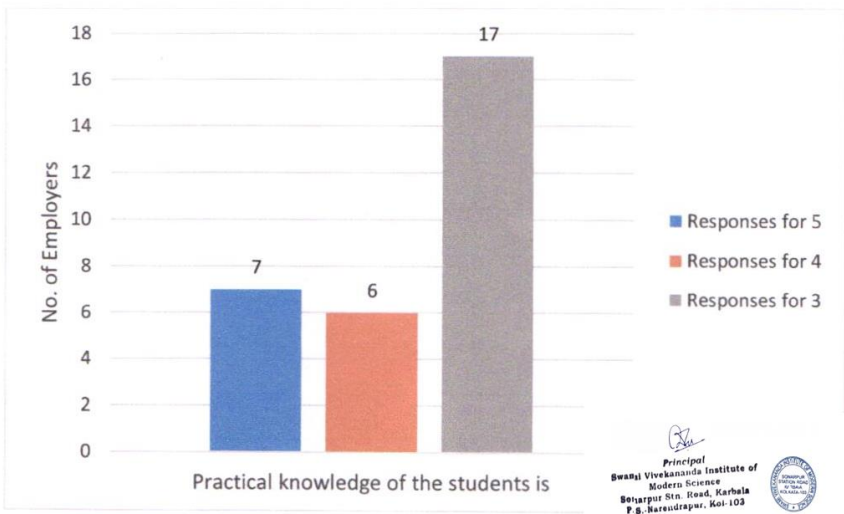
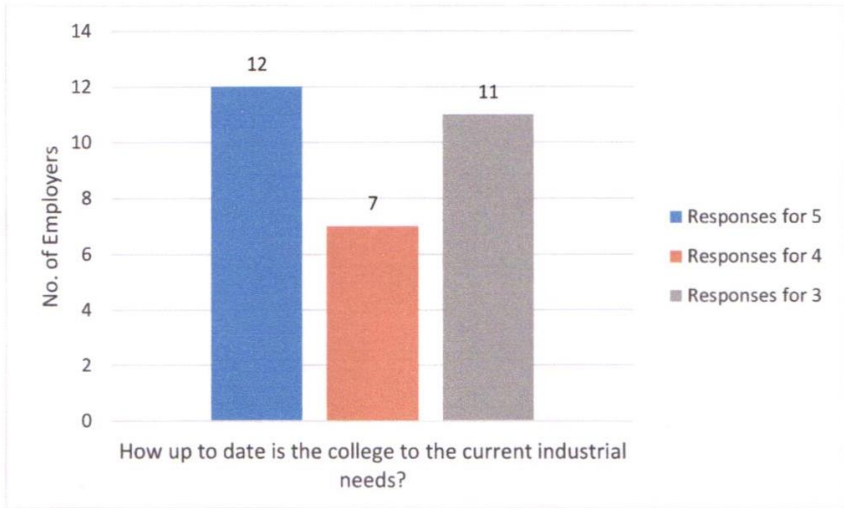
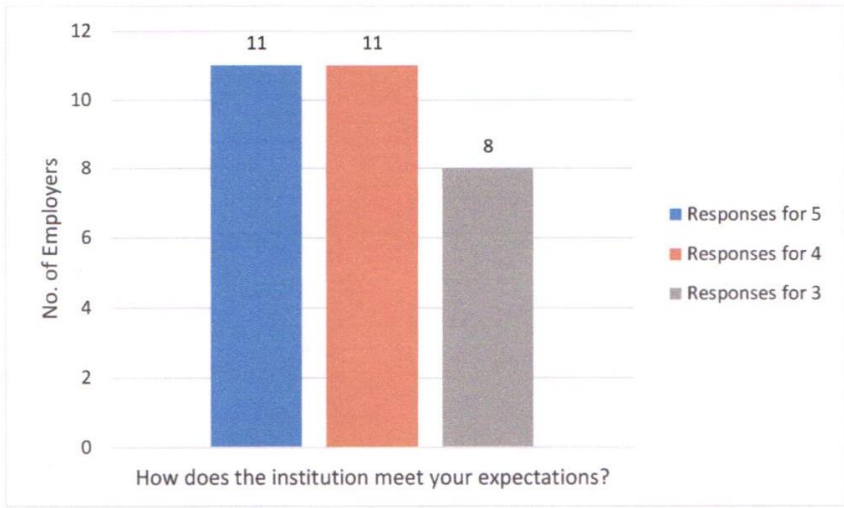
Introduction

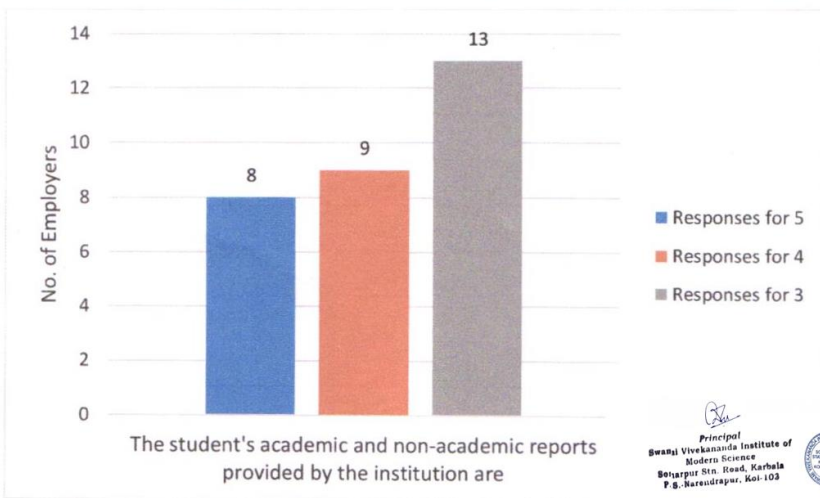
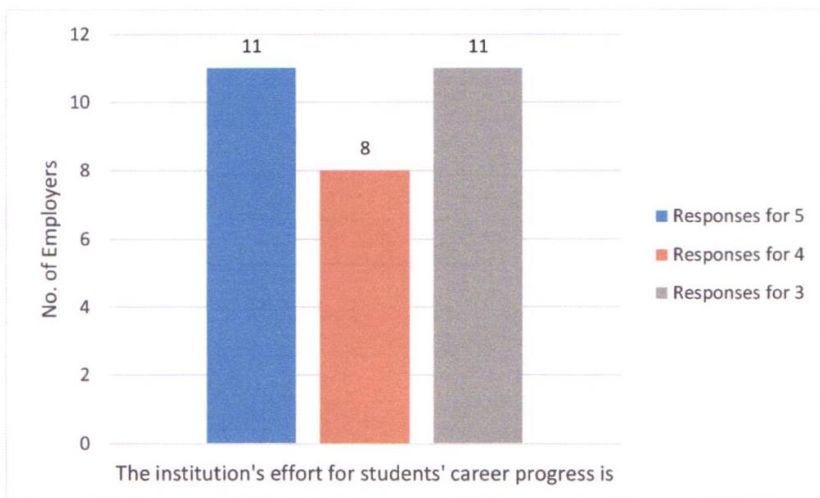
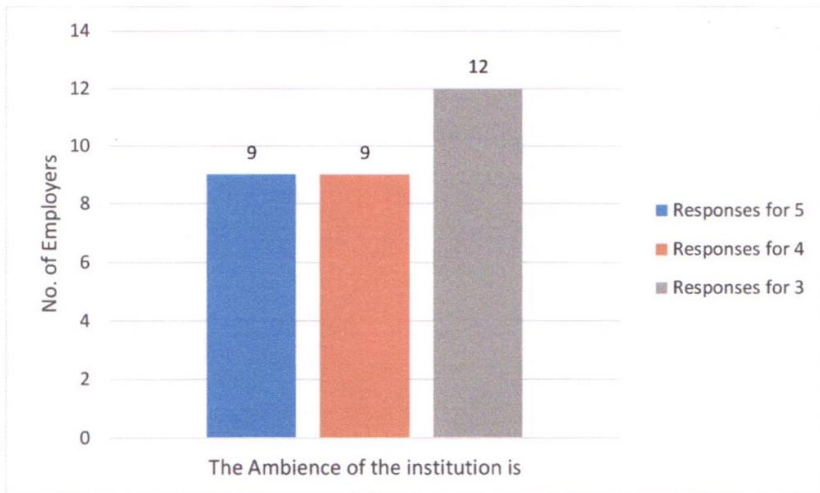
The IQAC team of the institution has collected feedback on academic performance and institutional ambience from employers as part of quality monitoring and quality assurance practices implemented in the institution. Feedback is collected during the academic sessions. The feedback link is also available on the website and all employers are encouraged to fill in the feedback form.

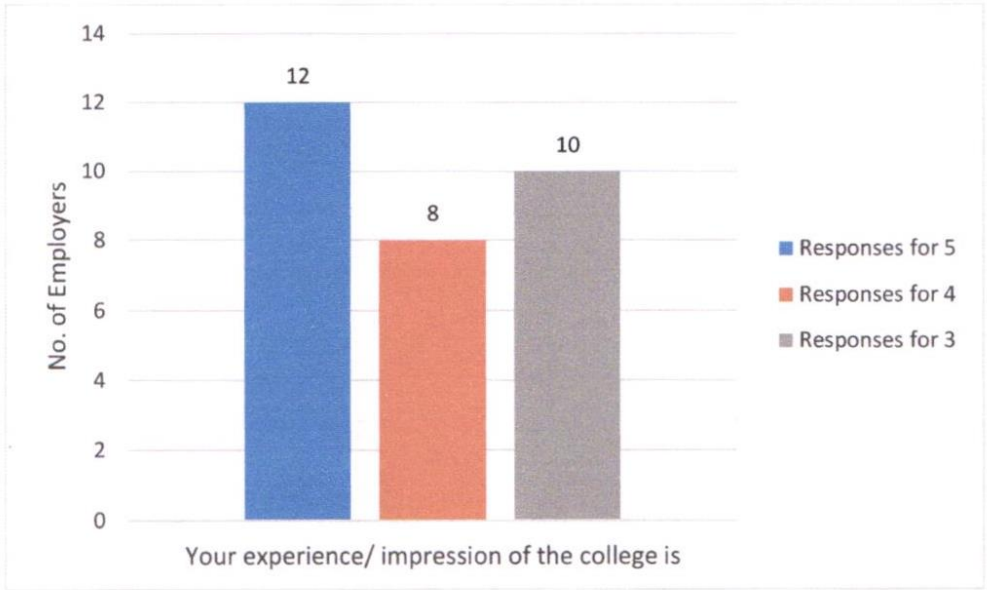
The data collected by using an online software is also analyzed by the software and the result is reviewed by the IQAC team. Recommendations are prepared and forwarded to the management. Action taken report is also prepared department wise for follow up actions.


The following is the analysis of number of responses per question.










Principal
Swami Vivekananda Institute of
Modern Science
Beharpur Stn. Road, Karbala
P. S. Harendrapur, Koi-103




Average score

The IQAC team has also analyzed the overall responses and the average score per question. In order to achieve this, responses for each question was collected in a scale of 1-5, with 5 being the most favorable and 1 being least favorable. The average score was calculated over total responses collected over time for all the programs and it was analyzed by using the software.

Recommendations are prepared and forwarded to the management. Action taken report is also prepared department wise for follow up actions.

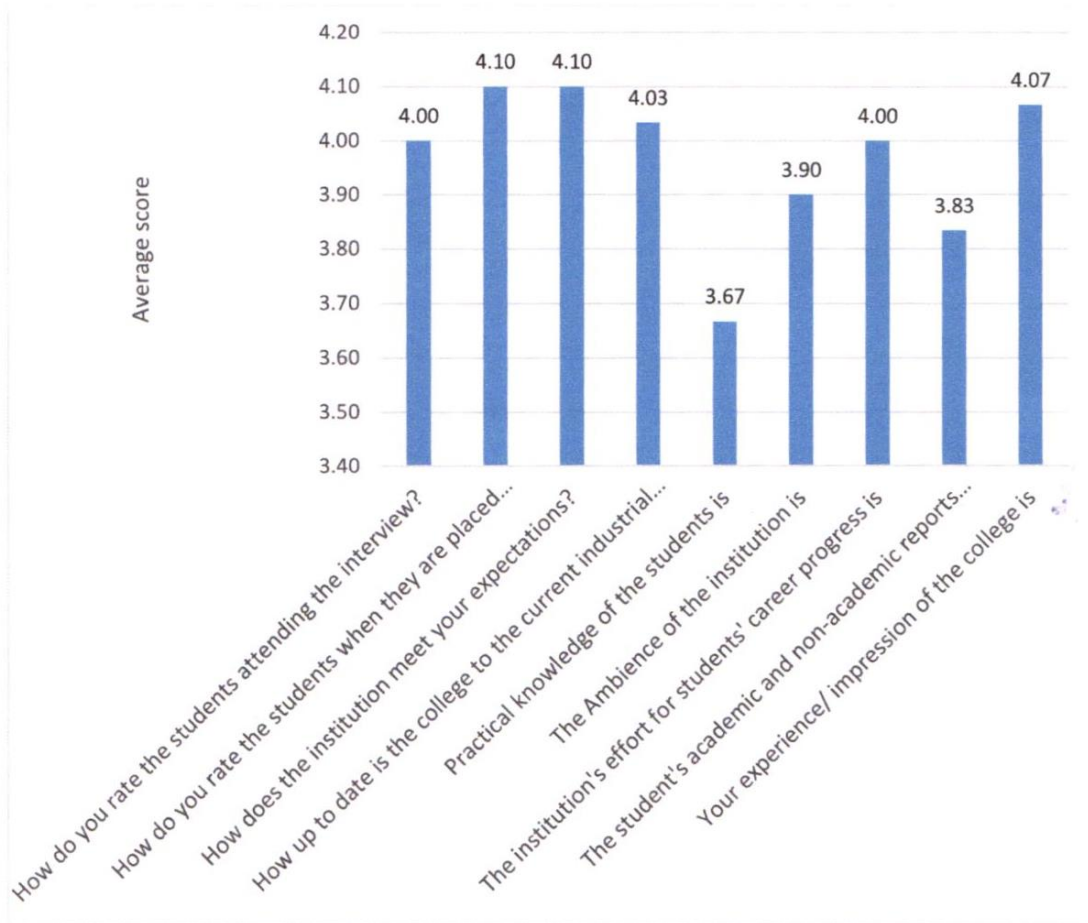
The following is the analysis of average score per question.

How do you rate the students attending the interview? <i>Average Score 4.00</i>	How do you rate the students when they are placed on the job? <i>Average Score 4.10</i>	How does the institution meet your expectations? <i>Average Score 4.10</i>
How up to date is the college to the current industrial needs? <i>Average Score 4.03</i>	Practical knowledge of the students is <i>Average Score 3.67</i>	The Ambience of the institution is <i>Average Score 3.90</i>
The institution's effort for students' career progress is <i>Average Score 4.00</i>	The student's academic and non-academic reports provided by the institution are <i>Average Score 3.83</i>	Your experience/ impression of the college is <i>Average Score 4.07</i>


Principal
Swami Vivekananda Institute of
Modern Science
Balarpur Str. Road, Karbala
P. S. Narandrapur, Koi-103



Graphical representation of average score analysis



Conclusion

Feedback analysis and action taken report is a regular quality monitoring and quality assurance activity of the IQAC team of the institution. Feedback is collected during the academic sessions and reports are analyzed. The recommendations are also reviewed and appropriate actions are taken.

In case there is any recommendation that requires detailed planning and effort to implement, the same is noted in the Plan of Action of IQAC for the subsequent year in the AQAR. The activities are monitored and outcome is mentioned in the Actions Taken in the next year AQAR.